

Search Results

Summary

Searched for : **ManA**
In index(es) : **H:\KS_Scan_Library\MasterIndex.pdx**
Results : **47** document(s) with **742** instance(s)
Saved on : **7/11/2017 3:52:28 PM**

File : [2002-05_DanceForLove_scan.pdf](#)
Title : Dance For Love
Subject : Partial Transcript for Dance For Love workshop
Author : MCEO Freedom Teachings
Keywords :

Page: 6


 EirA and the **ManA** Forces that are the Consciousness of God in its first


File : [2002_DanceForCommonHandbook_scan.pdf](#)
Title : Dance For Series - Handbook
Subject : Common handbook for all ten associated Workshops (March '02 - Aug '03)
Author : MCEO Freedom Teachings - Ashayana Deane
Keywords :


Page: 4

 Love TOP Merkaba **ManA** Seurieas 4-6 for the Song of Khemalohatea The LEHAIA-

Page: 18

 The EirA, the **ManA** and the Ec-ka-sha: · God-Source, God-Force

 the ManU, the **ManA**, the EirA and the "In-breath and Out-breath

 Eckasha Force ManU-**ManA**-EirA, Primal Life Force Currents, the 15 Rays and 12


Page: 19

 Rising Moon", the **ManA** "Flowing Waters" and the ManU "Sleeping Flower". The

Page: 30

 Raeons-Ionons-Neutrons) **ManA** G od~seed/"Ka"- pre- "Lighl"/oscillation Divine Father(

Page: 31

 Ionori-Neutron units **ManA** --Ka"; the~Light" /God-Spark/Divine Father


 and the DNATemplate **ManA** ·spark"- ManA Fortes. Partika Current Flow (Expanding


 ·spark"- **ManA** Fortes. Partika Current Flow (Expanding ManifeSting Exhale Breath) >-.

Page: 32


 Breath- Intention Manifestation **ManA**-Ka-E-Ha-HU-Ra- Hara-Maya-Mana-Ki (

Page: 34


 Neutron units · **ManA**~"Ka"", the "Light"/God-Spark/Divine Father creates ParliKA~


 FLAME~ Field Unlvqrsa/ **ManA** GIXI Spatk. ""Unhiersal Divine Mother" Aay-15 ShA
MEAJHONS+

Page: 49

 the Electrical Top **ManA** Spiral I I Natural Speed 2733 113 Clockwise otations per

Page: 51

 "incoming energy" **ManA** Force spiral that corresponds to Projection/Manifestation Psonn • 4

 during sunlight hours) **ManA** Psonn- 4 and "Top spiral" activation will be done

- 📌 first, followed by **ManA** Psonn • 4 and Top Spiral activation. LUNAR Salutation start:
- 📌 SOLAR Salutation start: **ManA** Psonn-4: (use "Flowing Water"" Seuria Stanz) ManA-
- 📌 Water"" Seuria Stanz) **ManA**-Ka-E-Ha-HU-Ra-Hara-Maya-Mana-Ki (

Page: 73

- 📌 the ManU-EirA-**ManA** God Forces of the God-Source, the Eckasha God-Seed,

Page: 74

- 📌 ManU, EirA and **ManA** The framework of manifest creation begins with God-Source Downstepping
- 📌 Force) and the **ManA** (first PartikA pre-light vibration unit- Divine Father Creation

Page: 75

- 📌 the EirA and **ManA** Force Fields each create a Kathara Grid that is formed
- 📌 Grids of the **ManA** and EirA together form the Base-12124 Point Cosmic Kathara
- 📌 Intends ". The **ManA** Kathara Grid is called the Kristos (or Christos), meaning
- 📌 Manu, EirA and **ManA** God Forces of the Yunasai recreate the original creation process
- 📌 the ManU-EirA-**ManA** God Forces intertwine a portion of their consciousness and Downstep
- 📌 the EirA and **ManA** Kathara Grids (Kristalla and Kristos), which links the center
- 📌 arcs and 6 **ManA** Force arcs The MCEO Freedom Teachings® Series Presented by


Page: 76

- 📌 The EirA and **ManA** Force arcs pass together through the ManU Window at the
- 📌 Bi-polar EirA-**ManA** consciousness called the 12 Reuche Scepter Shields, which are linked
- 📌 of blended ManUEirA-**ManA** Force called the Cosmic Shield of Amoraea that forms within
- 📌 de-manifestation, the **ManA** scalar standing waves forming a clockwise rotating scalar field that
- 📌 clockwise rotating/expanding **ManA** currents, as the Amoraea Shield holds the 2 polarized currents
- 📌 polarized EirA and **ManA** God Force current within the Ecka ManU-Flame which are
- 📌 gravity) as the **ManA** Spiral expands God Force from the center point and Ecka-
- 📌 the EirA and **ManA** currents creates the First Cosmic Merkaba. Field, the Amoraea Merkaba;
- 📌 the faster vibrating **ManA** Kristos Kathara grid forms the geometrical shape of a 12-
- 📌 the EirA and **ManA** Merkaba Spirals create the 24point/24-plane/Base-48 form

Page: 77


- 📌 the EirA and **ManA** Merkaba Spirals creates within the center of the Merkaba Field
 - 📌 the ManU-EirA-**ManA** Divine Trinity of God Force currents, the "First 15
-

Page: 80

 ManU FI ... **ManA** Flald EirA Aeld 12 Rauch• Sc-eptuPillar.o. The MCEO

 Teachings® Series **ManA** ~2 Manu Rapllu EJrA 6 160dog Proj"n Presented by

Page: 91

 Point C: The **ManA** Base-12 12-Point Pre-Light Oscillation Field First Partika


Page: 111

 , t · **ManA** Fi8ld A Full Nahral Uenaba - lne Base-12. 12~

 ~!III, _ Spirals **ManA** Electron enegy clockwise from Parallel Earth · body !o

Page: 113

 then start from **ManA** Seuria end position. 1. Start Position - Unless starting from

 Unless starting from **ManA** Seuria ending. 2. Rotate palms forward toward each other. Begin

 over left hand. **ManA** Seuria · Flowing Waters Exhale Breath- Corresponds to CW Top

 (Projection) Breath **ManA** Tone - Psonn 4 ManA· Ka · E ·

 - Psonn 4 **ManA**· Ka · E · Ha · HU · Ra

Page: 116

 Love 2 · **ManA** "Top Merkaba" Seurias #4, #5, & #

Page: 130

 and the ManU-**ManA**-EirA. Inner Ecka Worlds & Eternal Flame of Amoraea: "

Page: 161

 10 Meajhe Field), **ManA** (D-11Trion Field) and Manu (D-12 Reion


Page: 163

 the Pale-Gold **ManA** Current in the middle D-11 Radial Body Trion Field

Page: 164

 10 Meajhe Field), **ManA** (D-11 Trion. Field) and ManUOD-12/13 Reion

Page: 169

 the Pale-Gold **ManA** Current in the middle D-11 Radial Body Trion Field

Page: 174

 11+ Pale-Yellow **ManA** Trion Fields & C, D-10+Pale-VIOietBlue EirA


 Silver-G<ild **ManA** Projection Cords stay open & . . Crystal D-tock-9

Page: 205


 Elemental/Emotional Body **ManA** Template, to which the "4 Black Heart" "Metatronic

Page: 207

 the D-14 **ManA** & D-12 ManU Nodus Currents, also known as the

 the Rishiac Capstone **ManA** Nodus consciousness of the D-14 "Ra" Ante-matter


Page: 213

 4, EirA-plus-**ManA**, Primal Current energy field, within and surrounding every atom, which

Page: 219

 the D-14 **ManA** frequency, extends directly up your central vertical current into the


Page: 220

 as the ManU, **ManA**, EirA frequencies of the full Amoraea Flame Activate within the

Page: 238

 electricai-Partika ManU-**ManA** FATHER ARC that anchors in Veca Quadrants 2-3

Page: 253

 · Traia-Rei **ManA**-Ka-E-Ha-HU-Ra Hara-Maya-Mana

Page: 255

 pairings of EirA, **ManA** and the resultant ManU balance point. The degree of organic

Page: 259

 2 **ManA** Mutable Capstone Node AFFILIATIONS: • Ascended Masters Collective - The

Page: 266

 pairings of EirA, **ManA** and the resultant ManU balance point. The degree of organic


Page: 271

 Gold Flame ... **ManA** Seraphei-Seraphim I Gold Flame + Pale Silver = Pale

 bring EirA & **ManA** into balance. · The MCEO Freedom Teachings® Series Presented

Page: 272

 8, 11 = **ManA**· Male· If low score then work more with

 work more with **ManA** Frequencies such as Solar Salutation etc. 3, 6, 9, 12

Page: 279

 (as imbalance: **ManA** & ManU) would imply poor motivation/work ethic, proneness to



the nature of **ManA** (and associated sub-frequency) Partika Currents: these are electrical



ShA. Too little **ManA** is reflected by scores below 20. "[Sub frequencies are:



and associated colors]. **ManA** intake can be maximized by breathing: Inhale rapid shallow breath.



steadily. Too much **ManA** (as imbalance: EirA & ManU) would imply ambition, competitiveness,



thus EirA and **ManA**. The ManU is thus electro-magnetic and associated with the



Divine Blueprint, EirA, **ManA** flow and thus limited (Divine) thoughtform potentials. Since ManU



EirA and then **ManA** it would be advisable to incorporate additional ManU pulling activity



increase either EirA, **ManA** or both, but again induced to relevant "body parts".

Page: 280





to the EirA, **ManA** or ManU frequencies and is the highest score at the








blue + red **ManA**: pale yellow + dark silver+ orange ManU: pale turquoise +

File : [2003-02_ForbiddenTestaments_scan.pdf](#)
Title : The Forbidden Testaments of Revelation 1 - Handbook
Subject : The Cosmic Clock, Secrets of Lohas and the Arc of the Covenant
Author : MCEO Freedom Teachings - Ashayana Deane
Keywords :


Page: 15

 and Divine Feminine" **ManA** and EirA God-Force Life Force expressions; together these first
 Creation. The ManU, **ManA** and EirA God-Force Ufe Forces are NOT external "

Page: 16

 Through the ManU-**ManA**-EirA God-Force Divine Trinity the "DtvIne Child" of
 of the ManU-**ManA**~E1rA God-Forces within a very specific "DMNE DESIGN",
 of Divine Masculine-**ManA** and DMne FernInIne-EJrA conscloous.ness, called the POLARITY
SHIELDS,
 the ManU- **ManA**-EirA Divine Trinity through the Cosmic-UniVersal-Galactic-Planetary and
 olvIne Trinity" ManU-**ManA**-EirA God-Force Consciousness Field, which perpetually holds the
Divine


Page: 19

 Divine Trinity ManU-**ManA**-EirA God-Force PRIMAL LIFE FORCE CURRENTS, remain OPEN.
The








Page: 35





 Cosmic Krist 1st **ManA** Kathara Template "Divine Masculine" ~ ~o ly .~P

Page: 37


 rCOtnIng-EJtpCOng", Manfestin~ **ManA** Spiral . 02 Unlvarsal Vee<~ Mer1taba AeltIs Manifest
as Primal

Page: 38




 Body Is the **ManA** PrH.Ight Trion Field and the outer-motllayer of the
 Electrical Merkaba Spiral **ManA** 0-11 Trlons He-thar-o "
 Itc!riul (**ManA**) PKA+vt CWioIerkaba Spiral ("Top" In PCM Untver11,
 PKA Unlvem) rtcel"lItl **ManA** f~Vqutnc:y tram the 0.14 Polarle . "a.
 portion of thIt **ManA** CUI"rant through 0.13 & tile o-12 DiviM Blueprint Shield
 Core Tempht.. The **ManA** CumnlItm"!lea Into dlmenstonallullon following "Top In PKA
 recelma quanllty or **ManA** Primal UI"t Foret that will Into lht Chrlato1 Sttd Atom,

-  Ih1 SDhtrical BuHlIctncal **ManA** 0.11 Trion Field Middle Llytr of tile Radial Body SlIndIn51
-  Ionic par11culelll, Including **ManA** energy from thl Chr1•loa S11d Atom Into manlftttatlon. The
-  ollhl EleeldCIIJielbba 1111 **ManA** Foret Carrlara thll generlla Vlrtual Fltld magntHc Flaldt through Splrll.
-  to renew the **ManA** Energy supply wllhln lht Chr1etoa s .. d Atom In
-


Page: 46

-  "I& Electron **ManA** activation) . He-fhakm Magnetic Peak Inner 8 Seed Cells
-



Page: 52

-  Christos Seed Atom **ManA** coentlrom PCM, PKA eod Ecl<a Uriverse Eledlcal Merkaba Spirals
-  t.cck-1. **ManACI**.mllltsplllts Into two CIJIT"Snts In P Density-lock-I, One
-  PIS and PT3. **ManA** . Currents then Intaruct at tiM Untvtruf Eckl and Veca
-

Page: 55





-  0 8 Gold **ManA**-Tri~PnHJght Into tilt Merlulba/ Fliiii!MI Body Centre Point
-

Page: 57


-  a current of **ManA** frequencies from the Golden Reece Buffer Capsule spirals into the
-  the Golden Fleece **ManA** current sends out two spiraling columns of "Golden-Sliver-
-

File : [2003-08_DanceForJoy2Transcript_scan.pdf](#)
Title : Dance for Joy 2 (workshop transcript)
Subject : Transcript for Dance For Joy 2 Workshop (Andorra, First HeThaLOn peak)
Author : MCEO Freedom Teachings
Keywords :

Page: 17


-  The First 6 **ManA** Breaths 1 From the final Inhale of the "Lotus
 -  Sequence of 6 **ManA** Breaths 1 From the final Inhale of the first 6
 -  Sequence of 6 **ManA** Breaths 1 From the final Inhale of the second 6
 -  Fourth Sequence of **ManA** Breaths 1 From the final inhale of the third 6
-

Page: 64


-  Bud and 24 **ManA** Lotus Breaths and run simple Optical-Pineal Induction of Mahadra-
-


File : [2003-09_ScienceSpiritCreation_scan.pdf](#)
Title : The Science and Spirituality of Creation - Handbook
Subject : Cosmic Order, Interdimensional Anatomy, Primal Life Force Currents, Merkaba, Flame Body
Author : MCEO Freedom Teachings - Ashayana Deane
Keywords :

Page: 36

 Neutron unJ". · **ManA**-.. K•", the .. Lighr/God-Spark/DivIn• F•ther creates

Page: 39

 (prelight oscillation-**ManA**) and from the Ught came All Creation of the Higher

 onon-Neutron units **ManA**· "Ka", the "Lighr/God-Spark/Divine Father

 FLAME" Field Universal **ManA** God Spark "Universal Divine Mother" Aay-15 ShA MEAJHONS+


Page: 46


 of Electrical Top **ManA** Spiral Natural Spe~d 2733 1/3· ~lockwise

Page: 59


 6 of 24 **ManA** Breaths also called Monadic Breathing} . Kathara Signa~ 0•


Page: 60

 ;. **ManA** Lotus Breaths 7 - 24 Ecka DN-6 1]


 r-:1""""--;~::~...11~----:: **ManA** BreaJhs 1-6

Page: 61

 The First 6 **ManA** Breaths From the final Inhale of the "Lotus Bud"

 Sequence of. 6 **ManA** Breaths From the finalInhale of the first 6 breaths, returning

Page: 62

 Sequence of 6 **ManA** Breaths From the final Inhale of the second 6 breaths,


 Fourth Sequence of **ManA** Breaths From the final inhale of the third 6 breaths,


Page: 65


 Base spin, a **ManA** Bottom Spiral of 331/3 CW, +ve, Base Spin


 CW, +ve, **ManA** Spiral ~~;J!... t/1!" & 331/3, CCW, ·

 Start Pqsltlon, Bottom **ManA** Spiral In "Fin to Rear" position 1& TQp ElrA

 Fied has a **ManA** Top Spiral of 33113 CW+ve Base Spin, an EirA


 2/3CW+ve **ManA** Spiral. . . The PCM Universe 0-12 Merkaba


 Itlon, and Top **ManA** Spiral In Shield Clock 12 "Fin Rear" posItl~n,,


 1Bo!lom **ManA** Spiral331/3 "CW+vo Rear Fin-12


Page: 66

 FIELDS Males Top: **ManA** Spiral "Fin" Front- 6, 33 1/3 CW, +

 . . Top: **ManA** Spiral "Fin" Rear-_12, 11 2/3, CW, tve


 cvy, +ve, **ManA**) . [Female "Fin"- 6,. Bottom, EirA] . .

 " Females Bottom: **ManA**, "Fin" Front- 6, 11 2/3 CW, +ve

 CW, +ve, **ManA** /33 1/3 CCW, -ve, EirA) [PKA

 -ve; Bottom, **ManA**, 33 1/3, GW, +ve]


Page: 69

 Incoming-Expanding", Manifestin~ **ManA** Spiral. . PCM Density4 . PCM Density 3 PCM Density1

Page: 74

 11+ Pale-Yellow **ManA** Trion Fields & C. D-10-i-Pale-VioletBlue EirA

Page: 75

 "Ankh" Spirals **ManA** Electron energy . clockwise from Parallel Earth . body to

File : [2003-10_CosmicClockReset_Scan.pdf](#)
Title : The Cosmic Clock Reset - Handbook
Subject : Entering the Reusha-TA Great Healing Cycle
Author : MCEO Freedom Teachings - Ashayana Deane
Keywords :



Page: 11

-  ase spin, a **ManA** Bottom Spiral or 33 1/3 CW, +ve, Base Spin
 -  CW, +ve, **ManA** Spiral . & 33 1/3, CCW, -ve, EirA
 -  Start Position, Bottom **ManA** Spiral in "Fin to Rear" position & Top EirA
 -  has a **ManA** Top Spiral of 33 1/3 CVY+ve Base Spin,
 -  and 11213CW+ve **ManA** Spiral. PM "MA~E" "G~NDER FIW" PKA
 -  PKA Uv 1Bollom **ManA** Spiral 33 1/3 "CW+ve Rear Fin · 12
 -  and · Top **ManA** Spiral in Shleh;l Clock 12 "Fin Rear" positi~
 -  Spirals Male:Top **ManA** Spiral Fin Front 6, 331/JCYf+ve .. (ManA)
 -  ve .. (**ManA**)BoUom EirA Spiral Fin R!!ar 12, 112/JGGYY-ve
 -  ve Female: Top **ManA** Spiral Fin Rear 12, 11213CW+ve (EirA)Bottom EirA
 -  · Male:Bottom **ManA** Spiral Fin Rear 12, 331/3C~1ve (ManA}Top
 -  3C~1ve (**ManA**}Top EirA Spiral Fin Front 6,112/3CCW-h Fernale:Bottom
 -  h Fernale:Bottom **ManA** Spiral Fin Front 6, 112/3CW+vE (EirA)Top
-

Page: 13

-  FIELDS Males Top: **ManA** Spiral "Fin" Front~ 6, 33 1/3 CW, +
 -  I Females Top: **ManA** Spiral "Fin" Rear-_12, 11 2/3, CW, +
 -  CW, +ve, **ManA** [Female "Fin"- 6,· Bottom, EirA] - .
 -  Males B-ottom: **ManA**, "Fin" Rear- 12, 33 1/3,·CW, +ve
 -  ve Females Bottom: **ManA** ""Fin"· Front- 6 11 2/3 CW +
 -  ew, +ve;- **ManA** f 33 ·113 GGW,- -ve; EirA) - -
 -  -ve; Bottom, **ManA**, 33 1/3, CW, _ +ve] . _ 13 \
-

Page: 39


-  The First 6 **ManA** Breaths 1 2 3 4 5 -From the final
 -  Sequence of 6 **ManA** Breaths From the final Inhale of the first 6 breaths,
-

Page: 40





Sequence of 6 **ManA** Breaths · 1 From the final Inhale of the second

Page: 41


 the Lotus Seed, **ManA** Stage 1, for one week prior. Technique 1: The "

Page: 43

 the Lotus Seed, **ManA** Stage 1, and Activating the . Lotus Seed, EirA Stage

 1.& 2 (**ManA&** EirA). · t"s Breathe easily for a few moments,

Page: 45


 the Lotus Seed, **ManA** Stage 1 + EirA Stage 2, and ManU Stage 3,

File : [2004-04_Kathara23-Manual_scan.pdf](#)
Title : Kathara Levels 2 & 3 Foundations - Manual
Subject : Awakening the Living Lotus, Healing Facilitation Through Crystal Body Alignment
Author : MCEO Freedom Teachings - Ashayana Deane
Keywords :


Page: 5

 Seed: the 24 **ManA**/24 EirA & 48 ManU Breaths T25- T30 9 Consolidated


Page: 31


 blockages, the ManU, **ManA**, EirA Primal. Life-Source Currents of the Manifestation-Transduction Phase,

Page: 38


 7JJJ The ManU, **ManA** & EirA Primal Source Currents are the powerful, Eternal,

Page: 39


 .2 Protons **ManA**: ~ Ray-2 D-2 ·Ki Ray-5


 Partil<a ManU **ManA** Ray-7 Mira EIRONS · Density·3 Protons


Page: 40

 lonon-Neutron unit~ **ManA** ::Ka••. the ~L-Ight"/God-Spari<./DivIn•

Page: 41

 · light oscillation-**ManA**) and from the Ught came All · Creation of the

 lonon"-Neutron unfts **ManA** "Ka", the "Light"/God-Spark/Divine Father


 1 Chi PROTONS **ManA**:____., Ray-2 D-2 Ki ELECTRONS ManU:____., Ray-3 D-

 FLAME" Field Universal **ManA** God Spark "Universal Divine Mother" Ray-15 Sha MEAJHONS+

Page: 42

 Part!ka ManU **ManA** Core Polarity and Electrical OrienfEtion: Actual Flifd Parocum EirA Duai

Page: 43


 1 Chi PROTONS **ManA**: - + Ray-2 D-2 Ki. ELECTRONS Manu:___ Ray-


Page: 45

 Den sity 3 **ManA**.and ManA Polaric Primal Sound Field • Lock L2 and

 3 ManA.and **ManA** Polaric Primal Sound Field • Lock L2 and the Inner


Page: 47

 Ionon- Neutron units **ManA**- "Ka" the "Light"/ God-Spark I Divine Father

 light oscillation -**ManA**} & from the Light came All Creation from the H1gher

Page: 51

 Force Field ManU- **ManA**- EirA around the Eckasha HaiiA-Body and its contents. Eckasha


 Force 1 EirA-**ManA**-ManU 12-15.5 In Eckasha"A Base Shield 8 Outer Atrnic

Page: 52


 Reid Eckasha EirA-**ManA**-ManU .12 -15.5. HaiiA-Body 12 .

Page: 55


 Force Field ManU- **ManA** - EirA around the Eckasha·A Eckasha·A

 Body. Field EirA-**ManA**-ManU 12- I-----"----- ____I 15.5 in Base Shield Cct<a.


Page: 56

 Field EirA· **ManA**· ManU Eckasha· A Aah· LA"· Body

Page: 57

 Position C) The **ManA** Base-12 Pre-Light Oscillation Field First PartIka Expansion Point.


 Point (EirA-**ManA**) ~ Cosmic Kathara Grid Template Current position of our Cosmic

 through the EirA-**ManA** Cosmic Kathara Grid; the Yunasal God-Fore!" Currents Next Created

Page: 62

 3 Radial Boay **fManA**) ~ . emerges from Density Lock L1 · ~ Density 2

Page: 71

 Me.ajhe Feld), **ManA** (D-11 Trion Feld) and Manu (D-12/


Page: 73

 11+ Pale-Yellow **ManA** Trion Fields & C. D-10+ Pale-Violet· Blue


Page: 75






 "Ankh" Spirals **ManA** Electron energy clockwise from Parallel Earth bOdy to body here

Page: 89


 E;panding·, Manifestina **ManA** Spiral · { PD15 PKA+vs Primal PD14· Ugtrt.

Page: 92



 of Electrical Top-**ManA** Spiral Natural Speed 2733 113 Clockwise Rotations PI3rTNS Frequency and

-  orientation wit~ a **ManA** Bottom s~tral of 331/3 the 33113,
-  CW, +ve, **ManA** s.plral a; Top EirA Spralln .S!1MQ
-  Clack ate:Bottom **ManA** Spiral Fin R 331/3CW+ve- CCW,Parameter .
-  .Field (**ManA**)Top EirA Spiral Fin Front 6;" CCW-va UP,-
-  .Femala:Baltam **ManA** Spiral Fln Front.6, 112/JCW+v~ nl.llen;al

-  FIELDS Males Top: **ManA** Spiral "Fin" Front-~- "33 1/3 CW, +ve
-  Females "Top: **ManA** Spiral "Fin" Rear-.12, 11,213, cw • tve Bottom:
-  1,, +ve, **ManA** . [Female 11 Fin" "":" 6, ~attorn,. EirAl
-  . Females Bottom: **ManA**, ".Fin" Front- - 6, 11213 CW, +ve
-  3, CW, tve, **ManA** /331/3 CCW, -ve, EirA}" [PKA Male
-  -ve; Bottom,**ManA**, 331/3, CW, +ve} PCM Universe Dimensional Gender Spirals
-  JCW+ve (**ManA**/Bollom EirA Sp iral Fin Re ar 12, 112/JCCW-
-  ma" e: Top **ManA** Spiral Fin Rear 12, 11213CW+ve (EirA)Botlom.EirA.
-  e Male:Botlom **ManA** S pi~al Fin Reor 12, 331/JCW (M
-  y., Female:Botlom **ManA** Spiral Fin Front 6,1121 (~irA)Top. EirA Sp i1al
-  has . a **ManA** Top SP-iral of ~3)J3 C"{" /+ve
-  Itlon, and Top **ManA** Spiral in Shield Clock 12 "Fin Rear" position., -~
-  Base spin, a **ManA** Bottom Spiral of 331/3 CW, +ve, Base Spin.
-  CW, +ve, **ManA** Spiral & 331/3, CCW, -Ve, - EirA Spiral.
-  Start Position, Bottom **ManA** .Spiral in "Fin to Rear" position & Tqp


-  {-ve Electron **ManA** activation) He-thai-on Magnetic Peak · Inner 8 Seed

-  **ManA** Lotus Breaths 7 - 24 Ecka DN~6 ~ .

-  6 of 24 **ManA** s~reaths also called Monadic Breathing). 1s15 ManA Breaths
-  Monadic Breathing). 1s15 **ManA** Breaths from kz.ur.A VOID DN-11 primal 0


-  . • 24 **ManA** breaths initiate activation of the first 6 Lotus channels called
-

Page: 163

 spins +pkA **ManA** incoming frequency down from the Staff top- North & .

 spins +pkA **ManA** incoming frequency in frO"illsignet 7- East- Left & .pcm

Page: 202


 10 Meajhe Field), **ManA** (0-11 Toon F~eld) and Manu (0-

Page: 297


 4, EirA-plus-**ManA**, Primal Current energy field, within and surrounding every atom, which

Page: 300

 the D-14 **ManA** frequency, extends directly up your central vertical current into the


 as the ManU, **ManA**, EirA frequencies of the full Amoraea Flame Activate within the

Page: 303

 The First 6 **ManA** Breaths From the final Inhale of the "Lotus Bud"


 Sequence of 6 **ManA** Breaths From the final Inhale of the first 6 breaths,

Page: 304

 Sequence of 6 **ManA** Breaths 2 From the final Inhale of the second 6


 Fourth Sequence of **ManA** Breaths From the final inhale of the third 6 breaths,

Page: 305

 the Lotus Seed, **ManA** Stage 1, for one week prior. Technique 1: The "


 "Lotus Seed- **ManA**" sequence, before commencing this, the EirA "Lotus Seed" Activation

Page: 307


 the Lotus Seed, **ManA** Stage 1, and . Activating the Lotus Seed, EirA Stage

 & 2 (**ManA** & EirA). Breathe easily for a few moments, while focussing

Page: 320


 A Emerald-Heliotalic **ManA** frequency outward through your atoms, through your cells and out

Page: 342

 Ra" Emerald-Heliotalic **ManA** frequency outward through your atoms, through your cells and out


File : [2004-09_MichaelMaryLine_scan.pdf](#)
Title : The UK Michael-Mary Line - Handbook
Subject : The Zendradon, Ecka-Indigo Shiled and Planetary Shield Awakening of the Universal Indigo Sun and Planetary Diamond Sun Host
Author : MCEO Freedom Teachings - Ashayana Deane
Keywords :

Page: 17

 spins +pkA **ManA** Incoming frequency down from the Staff top- North & -

 spins +pkA **ManA** Incoming frequency In from signet 7- East- Left &.

Page: 52

 Eckasha Seed Atom **ManA** "Male" Eckasha-Aah THE MATRADON "Mother-ve Electrical"

Page: 63

 Body Is the **ManA** Pre-Light Trion Field and the outer-moe! layer of

 Centrt Markaba Spiral **ManA** 0-11 Trtons Ha-lhar-c ".QUT


 ol-etrie.al **ManA** 0.11 Trion FTold Mlddlt LI)"orollht Rodlal Body Partphml Fltted,


Page: 79

 Eckasha Seed Atom **ManA** "Male" Eckasha-Aah THE MATRADON "Mother-ve Electrical"

File : [2004_APindex_scan.pdf](#)
Title : Index of AP publications through 2003
Subject : Index reference for early printed materials
Author : MCEO Freedom Teachings
Keywords :


Page: 53

 Chapter 1 21 **ManA** God-Spark Light-intention DFLi-HB 4 ManA Lotus Breaths

 DFLi-HB 4 **ManA** Lotus Breaths 7 - 24 SSC-HB 60 Manifestaion (

File : [2005-03_KeysMasteringAscension_scan.pdf](#)
Title : Keys for Mastering Ascension
Subject : Kathara Team Module studying the Veca codes
Author : MCEO Freedom Teachings
Keywords :


Page: 2

 EirA ManU, and **ManA** as they exist here in our bodies. Once we find

Page: 5


 currents· EirA, **ManA**, and ManU, bringtng them back into the ceRular structure of

Page: 12


 knowing. EirA and **ManA** each has a piece, but not the whole. Working with

Page: 14


 currents • ManU, **ManA**, and EirA. This Is a process of circulatlon of primal


 (EirA. ManU **ManA**). Us1ng them in nght sequence WIU start to bong back

 the EirA, and **ManA**· the parts of the consciousness of God • to

 ManU, 8rA, and **ManA** When these sound frequencieS emanate outward there"s a direc1 response.


Page: 15

 happen. Then the **ManA** current on the exhale starts to bring It out into


 Out breath (**ManA**) · exhale and make your sound and mamfestabon comes out

Page: 16


 sound and tones. **ManA** Force is more keyed to visual stimulus. If we need


 we need more **ManA** Foroe then we should worx With the Veca Codes and

Page: 17

 mana came from **ManA**. When used with the Temporary Maharic Seal, Toning of the

Page: 22



 EirA, ManU, and **ManA** are forces of consciousness before you can successfully direct them

 Path of Amoraea; **ManA**: 12, 11, 8, 5, 2, 1; EirA: 12, 10, 7,



 - EirA and **ManA** each has a piece, but not the whole. When starting

File : [2005-10_EngagingGodLanguages_scan.pdf](#)
Title : Engaging the God Languages - Handbook
Subject : Discover the languages of creation and how to use them to embody your God-Self
Author : MCEO Freedom Teachings - Kathara Team
Keywords :


Page: 13

 the EirA, ManU, **ManA** parts of Creation) go with the Seurias. The first 3
 with the upper **ManA** Merkaba. All of this goes with the Merkaba. When you


Page: 14

 EirA, ManU, and **ManA** Seurias are movements that create sound waves. You don't hear
 of the EirA, **ManA**, and ManU. Collectively these currents are called the Ec, the





Page: 20

 primal currents: EirA, **ManA**, and ManU, bringing them back into the cellular structure of


Page: 21

 mana came from **ManA**. When used with the Temporary Maharic Seal, toning of the

Page: 23

 Currents, the ManU, **ManA**, and EirA. When we sing the ManU Psonn, we use
 (EirA, ManU, **ManA**) in right sequence, to start bringing back the mathematical coding
 ManU, EirA, and **ManA**. On the Kathara Grid, the Paths of the currents would
 of Amoraea. The **ManA** current would come through signets 12, 11, 8, 5, 2,





Page: 28






 mana came from **ManA**. When we begin to use the ancient sound tones, the

Page: 29

 EirA, ManU, and **ManA** The MCEO Freedom Teachings® Series Presented by Adashi MCEO




Page: 30

 the Manu, the **ManA** and one is for the EirA. You have the ""
 Currents; and "**ManA**-Ka-E-HaHU-Ra-Hara-Maya-Mana-KI." These are
 of the primarily **ManA** and one would be primarily, the EirA. That goes all
 of each ManU, **ManA** and EirA. This pattern comes down all the way through





-  the ManU, the **ManA**, and the EirA; the families are the Elohei-Elohim, the
 -  both EirA and **ManA**, and tends to produce "Direct Cognition" and absolute knowing.
 -  you can feel. **ManA** is the Seraphei-Seraphim Founders Race Line and associated with
 -  "Hara Ra." **ManA** is much more keyed to visual stimulus, so working with
 -  the Rishiac Capstone **ManA** Nodus Consciousness of the D-14 "Ra" Ante-matter
-

File : [2006-05_ConsciousnessOfAscension_scan.pdf](#)
Title : Consciousness of Ascension
Subject : Consciousness of Ascension Kathara Team Module
Author : MCEO Freedom Teachings
Keywords :

Page: 2



 the EirA and **ManA** came out of the ManU Void. The EirA, which is
 is called the **ManA**. The three Primal Forces that hold the Consciousness of God
 ManU, EirA and **ManA** Forces that are the Consciousness of God, the Stream of

Page: 6

 EirA came the **ManA**. When we talk about making a transition from the kind
 in terms of **ManA**, ManU and E irA. Therefore, think of yourself as a
 EirA and the **ManA**. Think of yourself as that Spark, the original Spark. That"s
 EirA and the **ManA**. And that means we are talking the language of Apparathi

File : [2006-10_IntroToMonad_scan.pdf](#)
Title : Intro to the Monad
Subject : The Spark of the Living Flame
Author : MCEO Freedom Teachings - Ashayana Deane
Keywords :


Page: 4

 there are ManU, **ManA** and EirA. The ManU is the unity and corresponds to
 magnetic, and the **ManA** is the divine masculine/electrical. We will talk more later



Page: 9

 pure" energies: ManU, **ManA**, and EirA. But as those flow out and down through

Page: 12

 hold the **ManA** flow (11 ,8,5,2). You can see that there is

Page: 16

 ManU (unified), **ManA** (electrical, divine masculine) and EirA (magnetic, divine feminine).
 divine feminine). The **ManA** energy is circulated within the various levels of being via

File : [2006-10_SacredSexClass_scan.pdf](#)

Title : Sacred Sex Class

Subject : Questions and Answers


Author : MCEO Freedom Teachings


Keywords :

Page: 46

 runs the electrical **ManA** energy. The Krystallah can be considered the female, and runs

Page: 54

 Eckasha 5. The **ManA** force is ----- (a) the God Spirit Stillpoint Void

 feminine 10. The **ManA** Force is ----- (a) Divine Feminine (b) Divine

Page: 57


 units that carry **ManA**. They are pre-light units. 2

Page: 60


 (a) The **ManA** breath. • (b) It can be harnessed to regenerate

Page: 61


 sequence of 24 **ManA** breaths with their corresponding 6-point grids. (b) Which

 would the 11th **ManA** breath be directed to? • (a) 1st sequence: 1st

 1st -6th **ManA** breaths at the AzurA (Technique 2a); 2nd sequence: 7th


 7th -12th **ManA** breaths at the E-Umbi (Technique 2b); 3rd

 13th -18th **ManA** breaths at the Rajhna (Technique 2c); 4th sequence: 19th


 19th -24th **ManA** breaths at the Mahadra (Technique 2d). • (b)

 harnessed during the **ManA** "Lotus Seed" Activation? State the differences between the two.

 sequences of 6 **ManA** breaths each from the AzurA, E-Umbi, Rajhna and Mahadra


 for activating the **ManA** "Lotus Seed," and how is this "platform" accessed?

Page: 62











 anatomy. During the **ManA** "Lotus Seed" Activation, the 6-point breaths direct Heliotalic

 sequences of 6 **ManA** breaths each from the AzurA, E-Umbi, Rajhna and Mahadra

Page: 63

 1 of the **ManA** "Lotus Seed" Activation, which serves to build Heliotalic frequency




 and beyond. 9. **ManA** (Lotus) breaths: The breathing pattern of Breatharians. ManA (

 pattern of Breatharians. **ManA** (Lotus) breaths pull in Heliotalic frequency via the 6-
 again. In the **ManA** "Lotus Seed" Activation, the 24 ManA breaths comprise 4
 Activation, the 24 **ManA** breaths comprise 4 sequences of 6 ManA breaths, with each
 sequences of 6 **ManA** breaths, with each sequence being performed on a point of
 sequence: 1&-6th **ManA** breaths at the AzurA (also known as Monadic Breathing-
 7th -12th **ManA** breaths at the E-Umbi; • Technique 2c, 3rd sequence:
 13th -18th **ManA** breaths at the Rajhna; • Technique 2d, 4th sequence: 19th
 19th -24th **ManA** breaths at the Mahadra. Each sequence of 6 ManA breaths
 sequence of 6 **ManA** breaths directs the 6 Heliotalic balls through each of the
 The 1st 6 **ManA** Breaths). 10. Monadic Helio-opathy: This is the technique for


Page: 65

 7. The 17th **ManA** breath is directed from which location on the 6-point

Page: 69


 the first ManU, **ManA**, and EirA Eternal Force Consciousness Fields to form the Yunasai
 force field the **ManA** and EirA each create a Kathara Grid formed upon 12
 points of vibration. The **ManA** Kathara Grid is called the Krist (or Christos), meaning

Page: 73







 spectrums of the **ManA** (gold), ManU (a deep rich azurite blue) and

File : [2006-11_PosturesOfLove_scan.pdf](#)
Title : Postures of Love - Handbook
Subject : Steps towards Joy, Loving Joy is the Intrinsic Nature of Source, When you choose At-Onement with the Living God Source within you, you will know the love
Author : MCEO Freedom Teachings - Kathara Team
Keywords :

Page: 8

 EirA and the **ManA** Forces that are the Consciousness of God in its first


Page: 9

 and Divine Feminine **ManA** and EirA God-Force Life Force expressions; together these first
 Creation. The ManU, **ManA** and EirA God-Force Life Forces are NOT external "
 Through the ManU-**ManA**-EirA GodForce Divine Trinity the "Divine Child" of the
 of the ManU-**ManA**-EirA God-Forces within a very specific "DIVINE DESIGN,"
 of Divine Masculine-**ManA** and Divine Feminine-EirA consciousness, called the Polarity Shields
....
 of the ManU-**ManA**-EirA Divine Trinity through the Cosmic-Universal-GalacticPlanetary and
PERSONAL

Page: 62




 within the ManU, **ManA** and the EirA, those three God forces created within themselves

Page: 71


 more of the **ManA** or electrical Life Force and the D-1 Atomic Body

File : [2007-04_Kathara23Sect7-8_scan.pdf](#)
Title : Kathara 2-3 Sections 7 & 8 Module
Subject : Kathara Team Module expanding the technical details of Kathara 2-3
Author : MCEO Freedom Teachings
Keywords :


Page: 21

-  bring in both **ManA** and EirA energies. The vertical Staff Pillar spins electrical PartikA
 -  spins electrical PartikA **ManA** energy downward from the Staff top (North) and Particum
 -  Rod Spindle Pillar **ManA** energy in from the right (Signet 7, East) and
-



Page: 24

-  vortices, bringing in **ManA** energy. The LotE Lines that were drawn into the Ethos
-

Page: 25




-  Veca pulls its **ManA** currents from the PartikA Loti , and vice versa for
-

Page: 47


-  traversed run EirA, **ManA**, or ManU Lines of frequency. For example, 11, 8, 5,
 -  Ethos 5 (**ManA**). 7. The braiding of any Tii-E"a with the two
-

File : [2007-04_KRYSTarAwakeningTranscript_scan.pdf](#)
Title : KRYSTar Awakening (workshop transcript)
Subject : Full transcript for April 2007 Workshop (right after the murder of SOL)
Author : MCEO Freedom Teachings
Keywords :

Page: 39



-  splitting of the **ManA** into mana and prana. So, we have prana, eira and
 -  started out as **ManA** and ManA broke down into two parts, not equal parts,
 -  as ManA and **ManA** broke down into two parts, not equal parts, but one
-

Page: 138




-  came from the **ManA**. Well Mana gets sent back which is the 21 2/
-

File : [2007-09_GodWorlds_scan.pdf](#)
Title : Exploring the God Worlds - Handbook
Subject : Stair step creation
Author : MCEO Freedom Teachings - Kathara Team
Keywords :


Page: 8

-  Source, through the **ManA** field; and then the EirA field is in a back
 -  out through the **ManA** (PartikA) units and circulates back to the ManU (
-




Page: 9

-  forces of ManU/**ManA**/EirA into the primal units that they form--Partiki/PartikA/
 -  units of ManU/**ManA**/EirA which are units of the Consciousness of God, which
 -  consciousness (ManU/**ManA**/EirA - Partiki/PartikA/Particum). Every dimension has structures built
-



Page: 19

-  ManU, EirA and **ManA** in D-13, D-14 and D-15. They are
-



Page: 21

-  Eternal Life Template **ManA** 12 Point ManA Pillar ManU Pillar EirA Pillar Figure 6a:
 -  ManA 12 Point **ManA** Pillar ManU Pillar EirA Pillar Figure 6a: The Cosmic Kathara
 -  the EirA and **ManA** fields. Each one of these takes on the Base-12
-


Page: 29

-  These stand for **ManA**, ManU, and EirA, the names or sound tones of the
 -  ManU, EirA, and **ManA** Primal Life Currents count as both. They can run and
-



Page: 30

-  female currents. The **ManA** Carrier Currents are the male currents. And the ManU are
 -  EirA and the **ManA**. These are literally the Rays we have available to us.
-

Page: 35


-  represents male, the **ManA** side of our universe, we have a neutral core that
-


Page: 45

-  Point. C) The **ManA** Base-12 Pre-Light Oscillation Field First Partiki Expansion Point.
-  Point (EirA-**ManA**) Cosmic Kathara Grid template through which the God-Force Circulates

 Through the EirA-**ManA** Cosmic Kathara Grid, the Yunasai God-Force Currents Next Created


Page: 46

 the Void; the **ManA** God-Spark, the Intention for Light-this is before light

 the ManU, the **ManA**, and the EirA-the Holy Spirit, the 21 See "


Page: 47


 EirA and a **ManA** Field. We have mentioned that at a fundamental level you

 creates a male **ManA** expression and a female EirA expression. We are beginning to

 Fields: the ManU, **ManA**, and EirA Fields (Figure 21). Within these fields,


Page: 48

 ManU, EirA and **ManA** The framework of manifest creation begins with God-Source Downstepping


 Force) and the **ManA** (first Partika pre-light vibration unit-Divine Father Creation

 the EirA and **ManA** Force Fields each create a Kathara Grid that is formed

 Grids of the **ManA** and EirA together form the Base-12/24-Point Cosmic


 Intends" .. The **ManA** Kathara Grid is called the Kristos (or Christos), meaning


 Manu, EirA and **ManA** God Forces of the Yunasai recreate the original creation process


 the ManU-EirA-**ManA** God Forces intertwine a portion of their consciousness and Downstep

Page: 49


 the EirA and **ManA** Kathara Grids (Krystallah and Kristos), which links the center


 arcs and 6 **ManA** Force arcs that are collectively called the 12 Reuche Scepter

 The EirA and **ManA** Force arcs pass together through the ManU Window at the

 Bi-polar EirA-**ManA** consciousness called the 12 Reuche Scepter Shields, which are linked

 ManU-EirA- **ManA** Force called the, Cosmic Shield of Amoraea that forms within

 de-manifestation, the **ManA** scalar standing waves forming a clockwise rotating scalar field that

 clockwise rotating/expanding **ManA** currents, as the Amoraea Shield holds the 2 polarized currents


 polarized EirA and **ManA** God Force current within the Ecka ManU-Flame which are


Page: 50

 gravity) as the **ManA** Spiral expands God Force from the center point and Ecka-

 the EirA and **ManA** currents creates the First Cosmic Merkaba Field, the Amoraea Merkaba;

 the faster vibrating **ManA** Kristos Kathara grid forms the geometrical shape of a 12-

 the EirA and **ManA** Merkaba Spirals create the 24-point/24- plane/Base-48

 the EirA and **ManA** Merkaba Spirals creates within the center of the Merkaba Field

 the ManU-EirA-**ManA** Divine Trinity of God Force currents, the "First 15

Page: 51

 the EirA and **ManA** currents. The framework of manifest creation begins with God Source


 force; and the **ManA**, the first Partiki Pre-light Vibration unit, effectively the Divine

 Creation: the ManU, **ManA**, and EirA. Flame of Amoraea Just like in the Veca,


Page: 52

 the EirA and **ManA** Force Fields each create a Kathara Grid that is formed


 Kathara Grids of **ManA** and EirA together form the Base-12, 24-point Cosmic

 God Intends." The **ManA** Kathara Grid is called the Kristos, meaning "God Expresses."

 in terms of **ManA**-EirA, that is manifesting these Kathara Grid structures and all


 ManU, EirA and **ManA** God Forces of the Yunasai recreate the original creation process


Page: 53

 ManU, EirA, and **ManA** God Forces intertwine a portion of their consciousness and downstep


 of the ManU, **ManA**, and EirA Primal Fields within creation; and the emergence of

 of the ManU, **ManA** and EirA Fields. They intertwine a portion of their consciousness


 Down Step# 1 **ManA** Manu Replica EirA 180deg Proj"n Presented by Adashi MCEO LLC


 EirA Fields 6 **ManA** Fields linked at Center by ManU replica windows 53

Page: 54

 Reuche pattern polarize **ManA** and EirA. The ManA points are represented by the lighter


 and EirA. The **ManA** points are represented by the lighter color; the EirA points


 that spins. The **ManA** Reuche positions are spinning in a clockwise direction; the EirA


 the EirA and **ManA** Kathara Grids. At the center of the Kristos and the

Page: 56


 the EirA and **ManA** Kathara Grids which links the center of the Reuche Scepter


 Arcs and 6 **ManA** Force Arcs. These are collectively called the 12 Reuche Scepter

 The EirA and **ManA** Force Arcs pass through the ManU Window at the Reuche








 bi-polar EirA-**ManA** consciousness called the 12 Reuche Scepter Shields. These are linked

 ManU, EirA, and **ManA** Force called the Cosmic Shield of Amoraea that forms within




 Arcs and 6 **ManA** force Arcs that are collectively called the 12 Reuche Scepter

 for demanifestation. The **ManA** scalar standing waves form a clockwise rotating scalar field that




Page: 57

 Reuche points, 6 **ManA**, 6 EirA, each forming a Shield. The ManA ones rotate
 a Shield. The **ManA** ones rotate clockwise; the EirA ones rotate counter-clockwise. Each
 they form EirA-**ManA** pairs. Each pillar interacts with the center, creates a circulation
 rotating or expanding **ManA** currents, as the Amoraea Shield holds the two polarized currents
 polarized EirA and **ManA** God Force Current within the Ecka ManU Flame. These are
 same time, the **ManA** spiral expands God Force from the center point Ecka ManU
 the EirA and **ManA** currents creates the first Cosmic Merkaba Field: the Amoraea Merkaba.

Page: 58

 Merkaba. The larger **ManA** Kristos forms the upper electrical spiral. The counter-rotation of
 the EirA and **ManA** Merkaba spirals create the 24 point, 24 plane Base 48
 the EirA and **ManA** ... the Reuche arcs create a circulation of current within


Page: 59

 Currents - EirA, **ManA** and ManU Currents and their breakdown, spiral through the Kathara
 Merkaba field takes **ManA** energy, which is a base electrical energy, spins clockwise when
 your system with **ManA** energy and keeps going into the earth and out the

Page: 60

 the EirA and **ManA** Merkaba spirals create within the center of the Merkaba field,

Page: 61

 ManU, EirA and **ManA** Divine Trinity of God Force Currents, the first 15 Eternal

Page: 62


 Creation: the ManU, **ManA** and EirA, manifestation of the Kristos and Krystallah, the primary

Page: 64


 access the ManU, **ManA**, and EirA Currents, the Primal Light and Primal Sound Fields


File : [2007-11_AmsterdamClass_scan.pdf](#)
Title : Amsterdam Class
Subject : Multiple Choice Questions and Answers
Author : MCEO Freedom Teachings
Keywords :

Page: 20

 A form of **ManA**. 3. What is the core orientation of the AdorA and

Page: 36


 Prana. (d) **ManA**. 7. Which type of energy does the KAlon Crystal Bands


 hold? (a) **ManA**. (b) ManU. (c) Magnetic. (d) Prana. 8.

Page: 50

 Overtone Keys with **ManA** energy. • Key Resolution: By resolving the difference of their


Page: 54

 of the Overtone **ManA** Key that is taken away to bond with the Base






 of the Overtone **ManA** Key that remains after the same amount of the Base Tone

File : [2007-11_LegacyOfLostTranscript.pdf](#)
Title : Legacy of the Lost (Amsterdam workshop transcript)
Subject : Legacy of the Lost, Freedoms of the Found, the Milky Way Mysteries, Halls of Records and the Jesus Codes
Author : MCEO Freedom Teachings
Keywords :


Page: 136

 and EirA and **ManA**. And, we can talk a little bit about that more


Page: 174

 one, I one"s **ManA** energy with 33t Partiki power; one is EirA energy with
 negative electrical charge; **ManA** energy has a positive electrical charge. And it is the
 you take the **ManA** that has 33t Partiki power, and you subtract this amount
 plain Mana, not **ManA** but Mana. Alright. .. it has a positive charge. The
 part of the **ManA** that was taken away bonded to the 11 f ds

Page: 177


 formed from the **ManA**. I don"t have to go through all those ... the

Page: 233


 the Creation Point; **ManA** goes out, and EirA goes out. This has to do


File : [2007_12TribesVol1_scan.pdf](#)
Title : 12 Tribes Vol 1 transcript
Subject : scan of the 12 Tribes Volume 1 binder
Author : MCEO Freedom Teachings
Keywords :

Page: 55


 that is a **ManA** carrier which has a quantum of 33 1/3 electrical

Page: 65


 prana is called **ManA**, **ManA** is 33 1/3 positive electrical base. When keys


 plus prana equals **ManA** and then the ShAions are the carriers of the EirA

Page: 259

 the EirA, the **ManA** and the ManU, the androgenous-component, alright And we had


Page: 260

 female is representing **ManA** ... if we're going to have a female here representing

 female here representing **ManA**, but it's marked for a male position, "M" - a

 "M" - a **ManA** position, EirA position, female These here, the A"s are all

Page: 286

 male" or "**ManA**" would rotate clockwise and the females would rotate counter-clockwise

Page: 292

 people are more **ManA**, some more EirA, but we must have a real strong

Page: 308


 and overtones being **ManA** keys. The overtones break down. The ManA becomes the Mana

 break down. The **ManA** becomes the Mana and the Prana. Both with a positive

 which is the **ManA**. So, this is showing you the breakdown of the primal











 forces of EirA, **ManA** and ManU forces All of this is . all the

Page: 320


 who represented the **ManA**, the people who represented the EirA, and the people who

Page: 330



 it's called the **ManA**. You have EirA and ManA. The ManA key is 331/

 have EirA and **ManA**. The ManA key is 33 1/3 positive charge. Now, that
 and ManA. The **ManA** key is 33 1/3 positive charge. Now, that ManA key
 charge. Now, that **ManA** key breaks down through key resolution, in the key generation
 What were the **ManA** keys, or the Kasha keys, break down ... the Kashas
 and charge, the **ManA** key, that's 33 1/3, will release 11 2/3
 its positive charge **ManA**, and that bonds with, and it goes through a whole
 between the original **ManA** 33 1/3 and the base tone quantum that was
 away from the **ManA** key. What you end up with is 21 2/3
 go from being **ManA** to Mana. And that's a particular type of energy and
 way, forms the **ManA** breaks down into the Mana and the Prana. And the




Page: 369

 base of the **ManA** energy. There is a whole process that takes place with


Page: 442

 tune with the **ManA** right So if we can say let's say ... we
 girl and the **ManA** energy .. Az In fact don't worry about it, it

Page: 487

 had, they were **ManA** crystals that had a 33 1/3 base and they split
 the Mana. So **ManA** splits to form Prana and Mana. Not split in half
 3 from the **ManA**, so this all traces back and how these crystals got

Page: 492


 are. Some are **ManA**, some are EirA, some attract, some repel, and they will


File : [2007_12TribesVol2_scan.pdf](#)
Title : 12 Tribes Volume 2 transcript
Subject : 12 Tribes Volume 2 scan of the binder
Author : MCEO Freedom Teachings
Keywords :


Page: 33


 equal portions of **ManA**, EirA, and ManU representation. Put another way that means that


Page: 49


 a force called **ManA**. Now, it has a certain quantum. The base of ManA

 The base of **ManA** would be $33\frac{1}{3}$, and I'm finding out these are


 are made of **ManA** energy, that has a $33\frac{1}{3}$ active positive charge electrical

 by which the **ManA** gives some of its quantum to the EirA, a quantum


 you have a **ManA** of $33\frac{1}{3}$ minus $11\frac{2}{3}$, which is

 from, and Mana. **ManA** breaks down to form Prana, that is positive charge 11

Page: 50

 basic forces of **ManA** and EirA, and you put those together and you get


 field You've got **ManA**, EirA, and ManU, and then the ManA creates the Prana


 and then the **ManA** creates the Prana and the Mana. The EirA does something


Page: 55

 you get the **ManA** again, which I described before The ShAions carry the EirA


Page: 60

 from EirA and **ManA** coming together to spark ManU, which is, again, a certain

 $\frac{1}{3}$ base **ManA**, plus $11\frac{2}{3}$ base EirA, which is negative charge

 charge and the **ManA** is positive charge. Put them together, and you have the


Page: 63

 What carries the **ManA**, what carries the Prana, what carries ManU. Those kind of

Page: 102

 the EirA, the **ManA** or the ManU, ok? And, when we do this, the

Page: 103

 the corresponding male **ManA** work the top spiral only in the way that the

 ManU and the **ManA** carry a direct relationship to NET 2 and that is


Page: 130

 we have the **ManA** Force, or the Manifestation Force and that interacts with the


Page: 205


 and which is **ManA** which is EirA which is Prana. They are all different


Page: 238


 is called the **ManA** key that has a base $33 \frac{1}{3}$ power of

 power, that's the **ManA** carrier and the EirA carrier. These go through a process

 is where that **ManA** breaks down. Where the ManA key that had a base


 down. Where the **ManA** key that had a base $33 \frac{1}{3}$ rd power- it's


 something interesting The **ManA** breaks down and it forms what is called the Mana


 is when the **ManA** breaks down through this process of quantum resolution that, key


 $\frac{1}{3}$ rd base **ManA**. The ManA gives to the EirA basetone on an equal

 base ManA. The **ManA** gives to the EirA basetone on an equal amount of


 the way, the **ManA** has a positive charge where the EirA has a negative

 negative charge. The **ManA** gives $11 \frac{2}{3}$ rd of its quantum, an equal amount,

 with the larger **ManA** key and the smaller EirA base tone key, it creates

 you have the **ManA** becomes $11 \frac{2}{3}$ rd positive charge that bonds with this

Page: 239

 $\frac{3}{3}$ rd of the **ManA** goes to bond with the $11 \frac{2}{3}$ rd EirA, and

 part of the **ManA** in the form of Prana, and when that ManA releases,

 and when that **ManA** releases, becomes mana, it releases the other part of itself


Page: 240

 understand how the **ManA** breaks down to form the Prana and the Prana and

 Mana actually. So **ManA** becomes Mana and Prana. All right, and then we jumped

 KAions carry the **ManA** and the ShAions carry the EirA current or the base


Page: 249

 which is the **ManA** differential that, and you have the Prana equilibrium unit of


Page: 281


 Ohm with the **ManA** energy. So, the first quantum differentiation word to define a

Page: 287

 light energy is **ManA** based, where the Spirit energy is EirA based, and the


Page: 341

 we've heard about **ManA** and EirA and those kind of things. But Prana, the

 where what is **ManA**, that has a 33 1/3 Partikl power base-that"s

Page: 352


 which were the **ManA** carriers, which were the EirA carriers and their different types

 11 2/3rds, **ManA** is positive charge base 33 1 /3rd, that kind

Page: 375

 would have the **ManA** base currents coming out into manifestation, and the other one


Page: 386

 do with probably **ManA** based currents going CW positive charge outward this way and

 than just the **ManA** and EirA. There is lots of different currents as we've


Page: 387

 quantum of the **ManA** energy or the manifesting energy expressing outward that is held


 If you have **ManA** going out and ManA splits into Prana - which is

 going out and **ManA** splits into Prana - which is the Prana joule force

Page: 388

 is coming out, **ManA** current coming out, it will interface with that and have


Page: 389


 is where the **ManA** is running and whatever is backward is where the EirA

Page: 398


 has a positive **ManA** field around it, then it has its DhaLA Door, then


Page: 401

 which one was **ManA** ... the ones that have the ManA Currents, projecting forward,


 that have the **ManA** Currents, projecting forward, that is considered "front" for whichever

Page: 402










 ... you have **ManA** coming out right, and EirA going back, and at a

 part of that **ManA** gets pulled back by the quantum that"s going Spirit and











Page: 417

 a positive charge **ManA** Field all right. Then inside of that it would have




Page: 421

 ManU breaks into **ManA** and EirA, all right Now at this point, up above
 splits, where the **ManA** starts moving forward ... (A"sha pauses to switch sides
 Point You have **ManA** frequencies going out forward; you have EirA frequencies or currents,
 what happens when **ManA** energy first comes out, it hits a point, and this
 energy from the **ManA**, that has 33 and a 1/3rd forward moving ...
 it splits the **ManA** and creates an 11 and 2/3rds positive coming backward
 back and the **ManA** current, which is the manifestation current, gets stepped down to
 we had the **ManA** lose the quantum of itself to become Prana over here,
 here, it became **ManA** 33 and a 1/3 minus 11 and 2/3rds,



Page: 422

 exhales), breathe the **ManA** out and (Ash inhales) EirA in, or ManA out,
 EirA in, or **ManA** out, EirA in ... this would be the EirA, in-
 of the split **ManA** current, that has the 10 quantum, the Ma-Ta, comes
 we did ... **ManA** went here and then Prana split off from the ManA
 off from the **ManA** and made it Mana, there is a void created of
 void created of **ManA** deficit, where the absence of ManA- and it"s the absence
 the absence of **ManA**- and it"s the absence of ManA that went and turned
 the absence of **ManA** that went and turned into Prana. That creates a void,
 the absence of **ManA**, the part of the ManA that was missing, that gets
 part of the **ManA** that was missing, that gets filled in by the little


Page: 423

 main run of **ManA** going front-wards ManA and Mana going front-wards and
 going front-wards **ManA** and Mana going front-wards and then the Spirit one,
 we"ve got the **ManA**, breaks down, becomes Mana going that way and Prana turning


Page: 424


 riding on the **ManA** currents that are outward- moving And then the ones that
 relationships between EirA, **ManA**, Mana, Prana. And it makes it so this Spirit Body,

Page: 427

 something. When the **ManA** comes in, I imagine the Prana still separates off, but


Page: 528

 Series Void of **ManA** absence 11 2/3 Re-Integration Eira Me Ia U


 Prana 1 of **ManA"** I Joule 1 Body I In-Spirit I Presented by

File : [2007_12TribesVol3_scan.pdf](#)
Title : 12 Tribes Volume 3 transcript
Subject : 12 Tribes Vol Binder scan
Author : MCEO Freedom Teachings
Keywords :


Page: 95

 is the ElorA **ManA** System that is our system, or our PCM Universe is.

Page: 131


 Infrasound Body that **ManA** Light accretes and freezes onto, to form the physical matter


Page: 137


 side, where the **ManA** came out to make the manifestation and EirA went in

Page: 139

 That means all **ManA** and no EirA, basically, if you want to look at


 be in the **ManA** and half of it would be in the EirA. If

 be in the **ManA** and two-thirds of it would be in the EirA.

 of it are **ManA** and one-third of it is in the EirA. So,

 one-third in **ManA** and in manifestation, and the other third ... when we're


Page: 140

 of itself is **ManA** based. It's in manifestation and not in Spirit or in


Page: 141

 draws to it **ManA**. Now the ManA is the base substance out of which


 ManA. Now the **ManA** is the base substance out of which electromagnetism is made

 here. It draws **ManA** in, into certain bonds. Some of them are Covalent bonds.


Page: 142










 cells of the **ManA** Bodies, and then you have the .. .what here

Page: 145





 clumped up cooled **ManA** crystals. You know. That's what it is. It's frozen light.

Page: 171


 it is a **ManA** or an EirA thing because there are male bodies that

 that are more **ManA** oriented and they .. Oh, they were going to say
 for males or **ManA**, not necessarily male bodies but people who are more ManA
 who are more **ManA** oriented. One quick way they were saying to, just to
 of characteristics of **ManA** type bodies, they tend to be those kind that can
 lot of the **ManA** or a ManA energy people don't like too much sweets
 ManA or a **ManA** energy people don't like too much sweets and those kind
 buzzy people like **ManA** people can get But they don't have the quite as
 the Planet And **ManA** bodies tend to get more wired and just like nneeeeeeeeeaaaaaaa,
 that's the base **ManA** electrical. This has something to do with what happened to



Page: 172

 more of a **ManA** based person where you have the high metabolic rate and
 if you're more **ManA** and running Blue Flame code that is, you know magnetic
 sides but the **ManA** bodies are very much going to need more protein preferably
 wow, ectomorph, ectomorph, **ManA, ManA**. I wish I had one of those bodies right


Page: 191

 detail level of **ManA** 331/3, you know, all that stuff because that would



Page: 219

 so it becomes **ManA**. Where it went from the Mana, which is 21 2/
 the Mana to **ManA** the converted manA sheathe of the Zhyrah next draws in

Page: 221

 point of eternal **ManA** light radiation, the "Eternal Krystar Flame," known as the



Page: 242

 that's made of **ManA** that then turns to Mana. And then behind it, going
 side. And the **ManA** Body or the Manifest Body and the Spirit Body come

Page: 243


 it expands the **ManA** energy, outgoing energy, pushes out this way into expansion. And

Page: 246

 Light Body energy, **ManA** energy, going forward? So, the Atmic Sphere here, in which
 here in the **ManA**, ElorA based system So, that is why it is also






File : [2008-01_EngagingLoadOutDiary_scan.pdf](#)
Title : Engaging the Load-Out - Diary
Subject : FOL "08 Engaging the Load-Out, the Last Ascension Cycle and the Gate of
AshaLA - Workshop Diary
Author : MCEO Freedom Teachings
Keywords :

Page: 4




 of EirA basetones, **ManA** overtones, ManU resonant tones and MU tones. The tones release

File : [2008-01_EngagingLoadOutWorkshopTranscript_scan.pdf](#)
Title : Engaging the Load Out (workshop transcript)
Subject : Full transcript for FOL "08 workshop
Author : MCEO Freedom Teachings
Keywords :


Page: 12

-  would have your **ManA** Body here, that makes your Matter Body ... and your
 -  that is also **ManA**, but ManA in the AdorA system projects its EirA Body
 -  also ManA, but **ManA** in the AdorA system projects its EirA Body ... Spirit
 -  be where your **ManA** Body is. So the Spirit Body, the Spirit of the Adjugate
 -  Eiradonis Body. Your **ManA** Body, that forms your Matter Body and your Light Body
-


Page: 14

-  it splits into **ManA** and EirA. The ManA later becomes the Mana, sends Prana
 -  and EirA. The **ManA** later becomes the Mana, sends Prana back and the EirA
 -  back from the **ManA**, interacts with the EirA from Spirit Body and together they
-





Page: 16

-  into EirA and **ManA** and that begins the process of projection out, and then,
-


Page: 23

-  you bring a **ManA** manifestation and its Adjugate together. When you bring them together
-


Page: 25

-  would be the **ManA** Body. So it would be the EirA Body and the
 -  Body and the **ManA** Body, alright? And you'd have also a ManA Body here,
 -  have also a **ManA** Body here, with its Spirit Body over here. It gets
 -  is-of a **ManA** body, or a Matter Body-is, the Matter Body on
-

Page: 34

-  would be of **ManA** Currents that were coming in from the Tauren. So, all
-


Page: 40

-  or our EtorA **ManA's** Adjugate Spirit, is the Adjugate, which is the AdorA side's
-


Page: 42

-  direction that your **ManA** Energy is moving forward in your Physical Body, and your


Page: 75


 kinds of energies. **ManA** Spiral would be 33! positive charge energy, and EirA energy

Page: 97

 be your manifest **ManA** in the EtorA side, and across that same Vector Line

Page: 114

 and about EirA, **ManA**, Mana, and Prana, and all of those things in Key

 would be the **ManA** 33 t of the same side but opposite Event Horizon

Page: 115

 33 t positive **ManA**, and that creates 45 power ManU with the zero charge.

File : [2008-05_WindsOfChangeDiary_scan.pdf](#)
Title : Winds of Change - Diary
Subject : Winds of Change, Tides of Transformation, Visions of Joy for a
Transitioning World - Workshop Diary
Author : MCEO Freedom Teachings
Keywords :

Page: 3



the EM-positive **ManA** current from the AdorA Akashic Record). The first seven LaVa

File : [2008-08_Sliders1_scan.pdf](#)
Title : Sliders 1 - Supplement
Subject : Emerging from Darkness, Preparing the Mind for Slide Introductory Atomic
Body Training
Author : MCEO Freedom Teachings
Keywords :

Page: 6



Plasmic Elemental Pair **ManA** (D3-WH2Re, D2-AU02Pt) EirA (D3-Pd, D2-

File : [2008_AttitudesAndResponsibilitiesMastery_scan.pdf](#)
Title : Attitudes & Responsibilities of Mastery - Handbook
Subject : Mastering Enlightenment
Author : MCEO Freedom Teachings - Ashayana Deane
Keywords :

Page: 47



Divine Trinity ManU-**ManA**-EirA God-Force Primal Life Force Currents, remain OPEN. (

File : [2008_SacredPERSONNInvocationsARofMastery_scan.pdf](#)
Title : Sacred PERSONN Book
Subject : PERSONNs Invocations and A&Rs
Author : MCEO Freedom Teachings - A"shayana Deane
Keywords :

Page: 15



Breath- Intention Manifestation **ManA**-Ka-E-Ha-HU-Ra- Hara-Maya-Mana-Ki (

File : [2009-04_DrumsOfAquaferion_scan.pdf](#)
Title : Drums of Aquaferion - Handbook
Subject : Doorways Through Time and the Drums of Aquaferion Circle of Life Drum
Circle Celebration
Author : MCEO Freedom Teachings - Ashayana Deane
Keywords :

Page: 32





Light-Body **ManA** Field of the KaE Hara Body. Each Electro-Thermo-gel,



Domain-Light-Body **ManA** Field of the KaE Hara Body. Again, FEEL for the


File : [2009-05_Sliders4Transcript_scan.pdf](#)
Title : Sliders 4 (workshop transcript)
Subject : Transcript for Sliders 4 Workshop
Author : MCEO Freedom Teachings
Keywords :

Page: 30


-  MiddleOomain-Light-Body **ManA** Field of the KaE Hara Body Each Electro-Thermo-gel
 -  Domain-Light-Body **ManA** Field of the KaE Hara Body. Again, as you continue
-

File : [2009-05_Sliders4_scan.pdf](#)
Title : Sliders 4 - Handbook
Subject : The Call of Aurora Probability Alignments & The Adjugate Bond,
Intermediate Atmic / Ah-VE"-yas Body Training
Author : MCEO Freedom Teachings
Keywords :

Page: 32


 Middle-DomainLight-Body **ManA** Field of the KaE Hara Body. Each Electro-Thermo-gel,

Page: 33


 Domain-Light-Body **ManA** Field of the KaE Hara Body. Again, FEEL for the


File : [2009-08_Sliders5_scan.pdf](#)
Title : Sliders 5 - Handbook
Subject : Essential Alignment, Stardust Flow, Mirror in the Sky & the Orbs of
Aquaferon - Freeing the Body For Slide, Intermediate Telluric Ah-VA"-yas
Body Training
Author : MCEO Freedom Teachings
Keywords :

Page: 1

 Expanding , " Manifesting **ManA** Spiral The 2 Counter-rotating spirals in a Merkaba Field





Page: 16

 Core Atumus sparks **ManA** I D-2 Ah-VA-yas Thermal Mana Field Avctivates


 11 (D **ManA** Spark splits (1F/3+ve Prana), sending +ve

File : [2010-01_ElementsOfDiscovery_scan.pdf](#)
Title : The Elements of Discovery - Handbook
Subject : 15 Dimensional Anatomy, Exploring the God Worlds, Cosmic Clock, Gifts of the KRYSTHL River Prayer
Author : MCEO Freedom Teachings - Kathara Team
Keywords :




Page: 26

 through the polarized **ManA** and EirA fields. Circulation of energy takes place through the
 forces of ManU/**ManA**/EirA into the Primal units that they form-Partiki/Partika/
 units of ManU/**ManA**/EirA which are units of the Consciousness of God and
 consciousness (ManU!**ManA**/EirA - Partiki/Partika/Particum). Every dimension has structures built

Page: 32

 at the ManU, **ManA** and EirA in D-13, D-14 and D-15.






Page: 34

 Eternal Life Template **ManA** 12 Point ManA Pillar ManU Pillar EirA Pillar In the
 ManA 12 Point **ManA** Pillar ManU Pillar EirA Pillar In the ManU Field, the
 the EirA and **ManA** Fields. Each one of these takes on the Base-12





Page: 40




 represents male, the **ManA** side of our universe, we have a neutral core that

Page: 43









 Point. C) The **ManA** Base-12 Pre-Light Oscillation Field First Partild Expansion Point
 Point (EirA-**ManA**) Cosmic Kathara Grid template through which the God-Force Circulates
 Through the EirA-**ManA** Cosmic Kathara Grid, the Yunasai God-Force Currents Next Created
 the Void," the **ManA** God-Spark, the Intention for Light and the EirA. 16
 the ManU, the **ManA**, and the EirA-the Holy Spirit, the Divine Masculine, and

Page: 44








 EirA and a **ManA** Field. As we stated before, at a fundamental level you
 creates a male **ManA** expression and a female EirA expression. We are beginning to
 Fields: the ManU, **ManA**, and EirA Fields. Within these fields, Source brings Its focus
 the EirA and **ManA** Force Fields each create a Kathara Grid that is formed

-  Kathara Grids of **ManA** and EirA together form the Base-12, 24-point Cosmic
 -  God Intends." The **ManA** Kathara Grid is called the Kristos, meaning "God Expresses.
 -  in terms of **ManA** and EirA that are manifesting these Kathara Grid structures. All
-








Page: 45

-  ManU, EirA and **ManA** God Forces of the Yunasai, the original creation process of
 -  ManU, EirA, and **ManA** God Forces intertwine a portion of their consciousness and downstep
 -  emergence ~ ~ **ManA** of the ManU, ManA, and EirA Primal Fields within creation;
 -  of the ManU, **ManA**, and EirA Primal Fields within creation; and the : ~ ~ CG
 -  of the ManU, **ManA** and EirA Fields window• exists. They intertwine a portion of
 -  Reuche pattern polarize **ManA** and EirA. The ManA points are represented by the lighter
 -  and EirA. The **ManA** points are represented by the lighter color; the EirA points
 -  that spins. The **ManA** Reuche positions are spinning in a clockwise direction; the EirA
-


Page: 46

-  the EirA and **ManA** Kathara Grids. At the center of the Kristos and the
 -  the EirA and **ManA** Kathara Grids, which links the center of the Reuche Scepter
 -  Arcs and 6 **ManA** Force Arcs. These are 4 12ReucheScepter Pillars & Amore a
 -  The EirA and **ManA** Force Arcs pass through the Unified Field Template ManU Window
 -  polar EirA- 9 **ManA** consciousness called the 12 Reuche Scepter Shields. These are linked
 -  ManU, EirA and **ManA** 12 Reuche Scepter Arcs Force, called the Cosmic Shield of
 -  for demanifestation. The **ManA** scalar standing waves form a clockwise-rotating scalar field that
-


Page: 47

-  rotating or expanding **ManA** currents, as the Amoraea Shield holds the two polarized currents
 -  polarized EirA and **ManA** God Force Current within the Ecka ManU Flame. These are
 -  same time, the **ManA** spiral expands God Force from the center point Ecka ManU
 -  the EirA and **ManA** currents creates the first Cosmic Merkaba Field: the Amoraea Merkaba.
 -  Merkaba. The larger **ManA** Kristos forms the upper electrical spiral. The counter-rotation of
 -  the EirA and **ManA** Merkaba Spirals create the 24 point, 24 plane Base 48
 -  Merkaba Field takes **ManA** energy, which is a base electrical energy and spins clockwise
-



Page: 48

-  the EirA and **ManA** Merkaba Spirals create within the center of the Merkaba Field,
-


Page: 49

-  ManU, EirA and **ManA** Divine Trinity of God Force Currents, the First 15 Eternal



Page: 50

 Creation: the ManU, **ManA** and EirA, manifestation of the Kristos and Krystallah, the primary
 access the ManU, **ManA**, and EirA Currents, the Primal Light and Primal Sound Fields


Page: 52

 Receiving Force. The **ManA**: 1st PKA; Pre-Light, Divine Father Creation Spark; Expanding
Transmitting

Page: 54


 to create the **ManA** Reuche The Reuche God-Seed Core Cosmic Clock of Creation
 Stl:P~I. **ManA** 1\2"1 ManU ~.., Repfca ElrA


Page: 69

 D-8 Gold **ManA** Trion-Pre-Light Currents. Our EckaNeca entered StarBurst on May

File : [2010-01_FOL10_scan.pdf](#)
Title : FOL 2010 - Handbook
Subject : AmorAea KRYSTHL Temples, the Monadic Passage, and Galactic Spiral
Alignments Aquafereion Shield Stardust Blue Transharmonic AmorAea
Merkaba Activation 1
Author : MCEO Freedom Teachings - Ashayana Deane
Keywords :

Page: 21

 of electrical top **ManA** Spiral Natural speed 273311 clockwise rotations per TNS Urtha-



 of electrical top **ManA** Spiral Natural speed 273311 clockwise rotations per TNS Higher and

File : [2010-04_CamelotInterview_scan.pdf](#)
Title : Camelot Interview - Handbook
Subject : Diagram pack for Camelot Interview
Author : MCEO Freedom Teachings - Ashayana Deane
Keywords :



Page: 25

 Incoming-Expanding," Manifesting **ManA** Spiral PD15 D11 D8 D5 [NOTE: PKA Parallel Universe



Page: 30

 of electrical top **ManA** Spiral Natural speed 273313 clockwise rotations per TNS The MCEO
 of electrical top **ManA** Spiral Natural speed 273313 clockwise rotations per TNS Higher and



Page: 38

 of electrical top **ManA** Spiral Natural speed 273313 clockwise rotations per TNS ~ ~
 of electrical top **ManA** Spiral Natural speed 273313 clockwise rotations per TNS Higher and

Page: 39




 of electrical top **ManA** Spiral Natural speed 2733Y.I clockwise rotations per TNS Urtha-
 of electrical top **ManA** Spiral Natural speed 2733Y.I clockwise rotations per TNS Higher

Page: 64

 of electrical top **ManA** Spiral Natural speed 2733~ clockwise rotations per TNS Urtha-
Amplified
 of electrical top **ManA** Spiral Natural speed 2733~ clockwise rotations per TNS Higher and


File : [2010-08_Sliders8_scan.pdf](#)
Title : Sliders 8 - Handbook
Subject : Awake, Aware, and ALIVE in the Lands of Aah, The Sea of Ah-Yah, Eternal Stream of Ah-Yah-YA the Covenant of Ah-Yah-Rhu and Eternal Dream Fields of the ONE, Preparing the Body for Slide - Advanced Level
Author : MCEO Freedom Teachings
Keywords :

Page: 67

-  Point. C) The **ManA** Base-12 Pre-Light Oscillation Field First Partiki Expansion Point.
 -  Point (EirA-**ManA**) Cosmic Kathara Grid template through which the God-Force Circulates
 -  through the EirA-**ManA** Cosmic Kathara Grid, the Yunasai God-Force Currents next Created
-

File : [2011-05_Sliders10_scan.pdf](#)
Title : Sliders 10 - Handbook
Subject : Return of the Sacred Butterfly, Te, Chi, & the DhA-Ya-Tei, Ultimate Desire,
DhA-Ya-fication of the Vessel, Eternal Identity & the Adept Mind
Author : MCEO Freedom Teachings
Keywords :

Page: 28

 s +/O **ManA** G) ")I Hara+ +/0 Core withprana chi 3.8889

File : [2011-05_SteppingIntoConscAscension_scan.pdf](#)
Title : Stepping into the Consciousness of Ascension
Subject : Katharaa Team Module Handbook
Author : MCEO Freedom Teachings
Keywords :




Page: 11



Breath-Intention Manifestation **ManA**-Ka-E-Ha-H U-Ra- Hara-Maya-Mana-Ki


File : [2012-08_TreasuresOfTan-Tri-Ahu-ra-handout_scan.pdf](#)
Title : Treasures of the Tan-Tri-Ahu-ra - Handout
Subject : Gate Walkers, Wave Runners and Star Riders of the KRYSTHL River Host
Author : ARhAyas Productions - E"Asha Ashayana
Keywords :

Page: 15



-  Point. C) The **ManA** Base-12 Pre-light Oscillation Reid First Partiki Expansion Point.
 -  Point (ErA-**ManA**) Cosmic Kathara Grid template through which the God-Force Circulates
 -  Through the EirA-**ManA** Cosmic Kathara Grid, the Yunasai God-Force Currents Next Created
-

File : [2012_MCEOarticles_scan.pdf](#)
Title : MCEO Articles
Subject : Compilation of Articles publically available from the MCEO
Author : MCEO Freedom Teachings
Keywords :


Page: 54

 (known as **ManA**) and the feminine or negative/magnetic (known as EirA).

Page: 57


 Eir A and **ManA**) between Source and its original expressions can flow. These God-
 building blocks of: **ManA**: electrical | positive | masculine | clockwise/ top merkaba spiral/

Page: 93


 pre-light oscillation **ManA**) And from the Light came All Creation of the Higher

File : [2013-12_SecretsOfEFFI_Handbook_scan.pdf](#)
Title : Secrets if the EFFI - Handbook
Subject : Shiftmasters Course 1 - The hidden powers of Consciousness, Concave & Convex reality Cave dwellers, the Ancient Sncestral code & the Cloak of ARI-YON"ah
Author : ARhAyas Productions - E"Asha Ashayana
Keywords :

Page: 43


 metallic electropasmas ManU, **ManA**, Prana/Mana+Eirah; Step-8 Translation Sequence). The Middle layer,

Page: 56


 s +tO **ManA** (i) ~ Hara+ +/0 Core with - prana

File : [2013_04_ELAiSaAwakening_Handbook_scan.pdf](#)
Title : E-LAi-Sa Awakening - Handbook
Subject : The Indelible KRYST Code & Chismatic Self-Healing Level 1
Author : ARhAyas Productions - E"Asha Ashayana
Keywords :


Page: 37


 CURREIITS The ManU, **ManA** & EirA Primal Source Currents are the pc;>werful, Eternal,

Page: 53

 Plasmic Elemental Pair **ManA** (D3-WH2Re 02·AU02Pt) EirA (D3·

Page: 66

 Atumus spark (**ManA** +ve 331/J pp). C) Sparking of the Ah-

 Body. E) The **ManA** (+ve 331/3 pp) Spark at the Atumus splits

File : [2014-04_ShiftMasters1_scan.pdf](#)
Title : Tan-Tri-Ahura Teachings™ ShiftMasters™ Course-1
Subject :
Author : (C)2014 E"Asha Ashayana
Keywords :

Page: 35




metallic electroplasmas ManU, **ManA**. Prana/Mana+Eirah; Step-S Translation Sequence). The Middle layer,

File : [2014-12_KDDL1ChartPack_scan.pdf](#)
Title : Keylontic™ Discourses for Daily Living
Subject :
Author : (C)2015 E"Asha Ashayana
Keywords :


Page: 12

 +Pale Yellow **ManA** Trion Field & C. D-10 +Pale-VIOlet-Blue

Page: 13

 11+ Pale Yellow **ManA** Tnon Fields & C. D-10 +Pale -Violet

Page: 15

 of electrical top **ManA** Spiral Activation-1 Natural speed 2733:4 clockWise rotations per

File : [2016-03_KDDL2_scan.pdf](#)
Title : Arhayas Productions KDDL2 Hand Book
Subject :
Author : (C)2015 E"Asha A. Arhayas
Keywords :


Page: 14

 11+Pale Yellow **ManA** Trion Field & C. D-10 +Pale-Violet-Blue

Page: 15


 11+ Pale Yellow **ManA** Trion Fields & C. D-10 +Pale -VioletBlue

Page: 17

 of electrical top **ManA** Spiral Natural speao 2733~ clockwise rotations per TNS Higher and

 of electrical top **ManA** Spiral Activation-1 Natural speo 2733~ clockwise rotations per TNS

Page: 228


 I 1 •**ManAF** ~ ~ ~ .IQII@- J~ ~ - E-ggoa-Q) meslhe7111

File : [KeylonticDictionary.pdf](#)
Title : Keylontic Dictionary
Subject : KS Dictionary
Author : MCEO Freedom Teachings
Keywords :

Page: 36


 10 MeaJhe Field). **ManA** (D-11 Trion Field) andMaml (012113 Re1on Fteld)

Page: 42


 mtv (ManU-**ManA**-EirA) God Forces., which emerges as an ell.iptical-spberestaodUlg-


 Tnnitv (ManU-**ManA**-EUA) God-Force PRIMAL FORCE Ct il UU:N TS,

Page: 94

 ManU "Ec" **ManA** "Ka" EirA "Sha" = Eckasha August 2009- Keytonbc


Page: 199

 Module Handbook ManU- **ManA** EirA References IheRltbodden Testaments of ... , The Kath.ar.

 Eir.-\- Sound) ManU- **ManA**- EirA The Primal Forcf" CuJTfDts are the forms that Comdollmt"ss

 The ~lanG. **ManA** and EirA God-Fon-r Lilt> Forcts are :\"

Page: 200

 ManU "Ec" **ManA** "Ka" EirA ·Sha" = Eckasha
