

Search Results

Summary


Searched for : **ShaLA**
In index(es) : **H:\KS_Scan_Library\MasterIndex.pdx**
Results : **27** document(s) with **344** instance(s)
Saved on : **7/16/2017 4:30:56 PM**

File : [2004-04_Kathara23-Manual_scan.pdf](#)
Title : Kathara Levels 2 & 3 Foundations - Manual
Subject : Awakening the Living Lotus, Healing Facilitation Through Crystal Body Alignment
Author : MCEO Freedom Teachings - Ashayana Deane
Keywords :

Page: 51

 of the Eckasha **RaShaLAe** Hub, the "between stale" existing between the Ketheric- Etheric"

Page: 310

 Spark of Eckasha-**ShaLA**-a frequency. Step 14: Observe (or imagine) as the

File : [2004-04_Kathara23Diagrams_scan.pdf](#)
Title : Kathara 2-3 Diagram Pack
Subject : 12 laminated color diagrams from K2-3
Author : MCEO Freedom Teachings - Ashayana Deane
Keywords :

Page: 1



A & the **ShaLA**-a Chambers represent the Primary Amoraea Radiation Chambers of the

File : [2004-09_MichaelMaryLine_scan.pdf](#)
Title : The UK Michael-Mary Line - Handbook
Subject : The Zendradon, Ecka-Indigo Shiled and Planetary Shield Awakening of the
Universal Indigo Sun and Planetary Diamond Sun Host
Author : MCEO Freedom Teachings - Ashayana Deane
Keywords :

Page: 105

 Elheric Current The **ShaLA**-a Spiral perpeb.Jally fuels the Pillar ()f Power

Page: 116

 of the Covenant **ShaLA**-a Chamber Planetary and Galactic Arc Seal release. If the

File : [2005-03_IntroKathara4_scan.pdf](#)
Title : Elements of Kathara 4 - Handbook
Subject : Installment 1 - the Eiradon Awakening, the Voyager Trinity Time Wave,
Ra-Sha-LA Restoration, the Ah-Seu-Ra-Shan State and the Hon"a-til-E-a
Run
Author : MCEO Freedom Teachings - Ashayana Deane
Keywords :


Page: 55








surrounds the Ra-**ShaLA**-self and its E-Cou-Sha Crystal. Observe as the

File : [2007-04_KRYSTarAwakeningDiary_scan.pdf](#)
Title : KRYSTar Awakening - Diary
Subject : The KRYSTar Awakening and Starfire Maps, Solar Gates, Prana Seed and the Aqualene Sun - Workshop Diary
Author : MCEO Freedom Teachings
Keywords :




Page: 1

 with Aqualene transmission **RaShaLAe** Body activation, is called "Aqualene Sun"). These powerful Healing

Page: 2



 something called the **RaShaLAe** Body which is an interesting "step" in the Krystar
 activation of the **RaShaLAe** Body is the "step" that occurs immediately before Star
 RaShaA, RaShaLa, RaShaLE, **RaShaLAe**, **ReiShaLAe**, ReiShaLE and ReiShaLa Bodies (also called the Seven
 first met our **ReiShaLAe** Body in Kathara Level-4 and got all mixed up
 of Urtha. Our **RaShaLAe** Body will undergo an increasing degree of activation during the

Page: 3


 project in our **RaShaLAe** Bodies (and become "Gliders") and AFTER initiation of
 Sun within the **RaShaLAe** Body of people with Aquari coding and give us the
 which allows the **RaShaLAe** Body to activate the Aqualene Sun. Later that night, A'sha

File : [2007-05_KRYSTHLRiverDanceDiary_scan.pdf](#)
Title : KRYSTal River Dance - Diary
Subject : The KRYSTal River Dance 1st Dance of the Cycle of the Last Stands -
Workshop Diary
Author : MCEO Freedom Teachings
Keywords :

Page: 1

 aiming for "**RaShaLAe** Body" activation within ourselves and the Aquaferion Host Shield prior
 (in the **RaShaLAe** vehicle) into the first level of this new reality Field,

Page: 3

 the 15-layered **RaShaLAe** Body structures, the Gyrodome, the new coloured StareFire
Ascension Map,

Page: 6




 Shield and personal **RaShaLAe** Body activation(!), we had some spare time to walk around

Page: 7

 detail about the **RaShaLAe** Body anatomy and how it is related to activating our






File : [2007-08_RevelationsOfDhaLA-LumaDiary_scan.pdf](#)
Title : Revelations of the DhaLA-Luma - Diary
Subject : Revelations of the DhaLA-Luma Transfiguration of the KRYST and the
KaLE-Hara Celebration - Workshop Diary
Author : MCEO Freedom Teachings
Keywords :

Page: 1



-  the Book of **ShaLA**, (ShaLA corresponds to "graduation" from the Adashi-1
 -  of ShaLA, (**ShaLA** corresponds to "graduation" from the Adashi-1 Edonic ShaLA
 -  Adashi-1 Edonic **ShaLA** Eyada Cycle, into Adashi-2 AahLA Eyada) and the Book
-

File : [2007_12TribesVol1_scan.pdf](#)
Title : 12 Tribes Vol 1 transcript
Subject : scan of the 12 Tribes Volume 1 binder
Author : MCEO Freedom Teachings
Keywords :

Page: 122

-  space where your **RaShalAe** body will be waiting to receive the full connection. Let
 -  work with the **RaShalAe** vehicle for the next stages, you and your RaShalAe will
 -  you and your **RaShalAe** will work together for a moment In fact for the
 -  and your respective **RaShalAe** bodies to begin to work now in a collective awareness
 -  share with your **RaShalAe**. And for a few minutes we want you just to
-




Page: 125

-  which are our **RaShalAe** bodies-down in Urtha core, we're going to move a
 -  up with your **RaShalAe** bodies, standing on the crystal bed as if you are
-

Page: 126

-  are perceiving your **RaShalAe** body to be. And we will cross over to Earth
-


Page: 129

-  to feel your **RaShalAe** body as it floats vertically from way down at the
 -  feet of your **RaShalAe** body. And it's going to be like a jet that
 -  Now watch your **RaShalAe** bodies go upward and out of the oceans into the
-




Page: 130

-  it propel your **RaShalAe** body upward in a leap up through the Aurora 4
-


Page: 131


-  standing with your **RaShalAe** body on snow, but the snow does not feel cold.
-

Page: 132


-  front of your **RaShalAe** bodies and you're going to take your RaShalAe bodies and
 -  to take your **RaShalAe** bodies and walk or float forward through the tunnel. Follow
 -  floating with our **RaShalAes**. And now we will stop in front of the inner
-

Page: 133


-  inner vision, your **RaShalAe** vision, your eyes of RaShalAe, get more accustomed to

 bodies and our **RaShaLAe** bodies are coming alive and awake and we will need


Page: 134

 standing with your **RaShaLAe** body. Now, there is a large circular room that you

Page: 135

 moving beneath your **RaShaLAe** body feet and as a group they are going to

Page: 136

 center and our **RaShaLAe** bodies, all together are coming in, as a group. They're

 simply slide our **RaShaLAe** bodies down and face up, into our crown chakra and

Page: 146


 Yunasai with Inner **RaShaLAe** Flame The [RaSh aLAe] Sacred Heart Encryption The [

 Encryption The [**RaShaLAe**] Wind Song Encryption, Core Flame The Rosetta Inner Elemental Reuta

Page: 152


 are Sa"dhi journeys-**RaShaLAe** body journeys They will be given to the public in

Page: 155

 hoping there'd be **RaShaLAe** body training" It is RaShaLAe body training. But in a

 training" It is **RaShaLAe** body training. But in a sense I got the feeling


Page: 163

 access, first in **RaShaLAe** consciousness, through the sa" dhi state-we can access contact


Page: 218


 now in your **RaShaLAe** form So the first step will be, when I ask

Page: 219

 space where your **RaShaLAe** body will be waiting to receive the full connection. Let

 work with the **RaShaLAe** vehicle for the next stages, you and your RaShaLAe will

 you and your **RaShaLAe** will work together for a moment In fact for the

 share with your **RaShaLAe**. And for a few minutes we want you just to

Page: 220


 contained within your **RaShaLAe** vehicle all the way down to the location at Urtha

Page: 222


 which are our **RaShaLAe** bodies-down in Urtha Core, we're going to move a


 up with your **RaShaLAe** bodies, standing on the crystal bed as if you are

Page: 223


 are perceiving your **RaShaLAe** body to be. And we will cross over to Earth

Page: 224


 feel around your **RaShaLAe** body, a bit of fluid movement. Or at least the

 up with your **RaShaLAe** body through it. Kind of like you squeeze up through

Page: 226

 to feel your **RaShaLAe** body as it floats vertically from way down at the


 feet of your **RaShaLAe** body. And it's going to be like a jet that

 Now watch your **RaShaLAe** bodies go upward and out of the oceans into the

Page: 227


 it propel your **RaShaLAe** body upward in a leap up through the Aurora 4


Page: 228


 standing with your **RaShaLAe** body on snow, but the snow does not feel cold.

 passes through our **RaShaLAe** bodies and with us, but goes on in front of


Page: 229

 front of your **RaShaLAe** bodies and you're going to take your **RaShaLAe** bodies and

 to take your **RaShaLAe** bodies and walk or float forward through the tunnel. Follow


 floating with our **RaShaLAes**. And now we will stop in front of the Inner

Page: 230


 inner vision, your **RaShaLAe** vision, your eyes of **RaShaLAe**, get more accustomed to that

 your eyes of **RaShaLAe**, get more accustomed to that frequency of light. But right


Page: 231

 standing with your **RaShaLAe** body. Now, there is a large circular room that you

Page: 232




 moving beneath your **RaShaLAe** body feet and as a group they are going to

Page: 233


 center and our **RaShaLAe** bodies, all together are coming in, as a group. They're

 simply slide our **RaShaLAe** bodies down and face up, into our crown chakra and


Page: 240

 anything but the **RaShaLAe** body where it feels more like your body than your
 of things. Your **RaShaLAe** body doesn't have those kind of problems, in fact a
 translation between the **RaShaLAe** body still knowing it is there and being functional and


Page: 241

 you in the **RaShaLAe** state that will keep track of all those things so





Page: 242

 or your own **RaShaLAe** levels at this point- because we are not going up


Page: 258

 the Flame of **RaShaLAe**"-was done in India, I think, the 1st time. So



Page: 262

 of your own **RaShaLAe** Bodies. And also, as a collective, what we finally were
 do with the **RaShaLAe** Bodies. It has to do with the RaShaLAe Body of
 do with the **RaShaLAe** Body of Earth, that is technically no longer able to
 planet, the particular **RaShaLAe** Body configurations that will allow Earth to anchor a Host



Page: 265

 get hands-on **RaShaLAe** Body training and it would be more experiential That's all







Page: 266

 creating the Surrogate **RaShaLAe** Body for Earth that would allow for Earth to pick
 individual and collective **RaShaLAe** Bodies and Aquafereion Shield Codes would activate in,
and there


Page: 267


 into graphology of **RaShaLAe** Body a little bit, and I think we get more
 your own natural **RaShaLAe** Body Structure, as well as being part of the planetary

Page: 268


 out about our **RaShaLAe** Body anatomy, tomorrow a little bit. About, ok, where exactly
 learned about? The **RaShaLAe** Body has to do ... there are several stages to
 several stages to **RaShaLAe** Body. There's one called the RaShaLa Body level, then there's
 and then there's **RaShaLAe** Body level. To activate a full RaShaLAe, you must activate
 activate a full **RaShaLAe**, you must activate the RaShaLa and the RaShaLE. These are
 can get full **RaShaLAe** Body activation. And we'll see a bit more of that

Page: 269

 in your own **RaShaLAe** Bodies, the RaShaLa level of Ring 3 and Ring 3

 out to the **RaShaLAe** Body, correspond with the electron bands here. So when we


Page: 270


 RaShaLE and the **RaShaLAe**. Now the people, there are more of them, right, that


 layer and the **RaShaLAe**. When you put them all together, we can collectively, on

 activate a surrogate **RaShaLAe** Light Body to allow Earth to receive the Host Now

Page: 272

 with your own **RaShaLAe** Body. We're getting very rapid RaShaLAe Body training and activation.

 getting very rapid **RaShaLAe** Body training and activation. When a class activates, the class

 RaSh aLE and **RaShaLAe** parts or the inner, the middle, and the outer Light


Page: 273

 complicated in understanding **RaShaLAe** Body, and it's beginning understanding of its anatomy level. But


Page: 274

 of all, get **RaShaLAe** activated-understand more about what your RaSh aLAe Body is,


Page: 277

 we create the **RaShaLAe** Body Activations, when we create the activation of the Gyrodome


Page: 278


 formation of the **RaShaLAe** Bodies and a lot more technicals. But anyway, our AdorA


Page: 280

 levels of the **RaShaLAe** Body on the ... you know, like our hosting the


Page: 282

 ala/ RaShaLE and **RaShaLAe** Bodies. It's opening certain structures within the Outer Domains, and


 in your own **RaShaLAe** Bodies, that you can then, anchor the next level, when








 within your own **RaShaLAe** Body. But each Tribe has to use the Sequence once








Page: 283



 forward in the **RaShaLAe** projections And quickly to areas closely associated with Urtha, alright?




 RaShaLE- not the **RaShaLAe**, but the RaShaLE. And we begin by working with the



 and the Inner **RaShaLAe** Flame. Ok, I'm just going to make a change now

 do with the **RaShaLAe** Body and what that has to do with the Rings
 of your own **RaShaLAe** Bodies you're activating and what the Tribe I set of
 RaShaLE Body, a **RaShaLAe** Body, and then finally, a REShaLA Body. And the REShaLA
 then finally, a **REShaLA** Body. And the REShaLA Body has to do with the
 Body. And the **REShaLA** Body has to do with the Adashi Return Cycles. So
 coding from the **RaShaLAe** levels ... um, the RaShala, RaShaLE and RaShaLAe Levels, of
 RaShala, RaShaLE and **RaShaLAe** Levels, of the Aquious Matrix. So you'll not only be




 do with the **RaShaLAe** Bodies. We'll see that on the graph because I can
 it is a **RaShaLAe** Body activation ... well, RaShaLAe, RaShaLE and RaShaLa, because you
 activation ... well, **RaShaLAe**, RaShaLE and RaShaLa, because you are Tribe-I set So
 is part of **RaShaLAe** Body Training. It is part of Active, on-the-job,
 on-the-job, **RaShaLAe** Body initiations and activations. Once we have this stand done,
 layers of the **RaShaLAe**, RaShaLE and RaShaLa Bodies. And that begins the process of
 and your own **RaShaLAe** Shield level, and then once you initiate that, that is

 characteristic of the **RaShaLAe** body activations that we are going through. We've always had
 the activations, but **RaShaLAe** will take you into, particularly, more noticeable ones. So don't




 Aquaferion and the **RaShaLAe** body training-a bit about what it was. The Spanner
 to the outer **RaShaLAe**, the middle RaShaLE, the inner RaSh ala, and the big
 and the big **REShaLA** body, all right, because they are all connected. So, I'll

 the levels of **REShaLA** that would take you to surface Urtha. So, they literally,
 you and your **RaShaLAes** also, your RaSha bodies. So, you don't have to memorize







 that form the **RaShaLAe** bodies, or the Rasha bodies, and also the Eukatharista bodies.

 would be the **RaShaLAe** flame cycle. From zero/eight back to nine or one,
 20,736 of the **RaShaLAe**. These are Partiki of the **RaShaLAe**. And then this one
 Partiki of the **RaShaLAe**. And then this one goes again and you end up



Page: 311

 but of the **REShaLA** body, that controls the full matter template. So, when we
 working from the **RaShaLAe** level with the 12 Tribes one area, and that corresponds
 rays of the **REShaLA** bands. And other things we will do ... now these





Page: 312

 body structure- your **RaShaLAe** body is actually made of They are part of you
 body is the **RaShaLAe** body. And when you put them all together, you get
 you get a **REShaLA** body activation. A **REShaLA** body activation is where you start
 body activation. A **REShaLA** body activation is where you start going into the Adashi
 the turnaround full **REShaLA** body activation, which takes you into the Adashi cycles, where
 worlds, through the **REShaLA** activation, you'll go into the Edons. From the Edons, you'll




Page: 314

 body or the **RaShaLAe** body or the **REShaLA** body. It pertains to all of
 body or the **REShaLA** body. It pertains to all of those. That was the


Page: 316

 correspond with the **REShaLA**. You activate the core ones and it brings the activation
 then the outer **RaShaLAe** body, and then there's one more cycle. And this cycle
 is called the **REShaLA** or the **RESha** body activation, or the Krystar body activation.
 out, you hit **REShaLA** activation, and then begin the process of going back in


Page: 317

 birth to the **RaShaLAe** body, and these are the outer **RaShaLAe** body domains. And
 are the outer **RaShaLAe** body domains. And then finally, when that cycle is done,
 up with the **REShaLA** and a Starfire cycle. And this is what Urtha and


Page: 326


 the middle. The **RaShaLAe** represents the outer The MCEO Freedom Teachings® Series
Presented


Page: 327

 **RaShaLE** body, the **RaShaLAe** body. We knew that there was a **RESha** body, and


Page: 329


 You have the **RaShaLAe** body activated out here, and then you bring into activation


 you end up **RaShaLAe** and RaShaLE together up here. This gives you- did they

 is called the **REShaLA**, and this one is the RES haLE and the REShala.


Page: 332


 aLE and the **RaShaLAe** are what we're working when we're working RaSh aLAe body

 to hold the **RaShaLAe** activation for Earth, because it's through RaShaLAe activation, and I


 because it's through **RaShaLAe** activation, and I believe we need it down to here-


Page: 334


 to get our **RaShaLAe** bodies activated and then eventually our REShaLA bodies, so we

 then eventually our **REShaLA** bodies, so we can interact directly and consciously with the


Page: 335


 RaShaLE and the **RaShaLAe** bodies, you can go into a state of REShaLA and become

 into a state of **REShaLA** and become an orb. There are smaller orbs that we


 can span full **RaShaLAe** span, but there are others who work the Hibernation Zones

Page: 337

 cycle of the **REShaLA**. That was the Adashi-1 cycle. You would do a

 Starfire body, the **REShaLA** body, is in the Edon domains. The Starlight body, in

Page: 338

 You have the **ShaLA** Euyugha. That's the third Euyugha cycle. Here, out in the


Page: 341


 and do Ra-**ShaLA** body activation. So, at the core in the first three

Page: 342


 to activate the **REShaLA** body levels. These were the gates ... the two of

Page: 347

 building the surrogate **RaShaLAe** body shield that will allow Earth to prepare for the


 part of my **RaShaLAe** obviously is acknowledging something else that my brain is missing,

Page: 348


 shifts in the **RaShaLAe**. They are giving the RaSh aLAe different mathematical instructions.
Every

Page: 353

 to get your **RaShaLAe** body up with the speed of the base pulse rhythms

 first thing in **RaShaLAe** training that we'll be working on is opening the passages


Page: 359

 what on the **RaShaLAe** body structures, or the RaShala body structures activates when you

Page: 361


 will start in **RaShaLAe** states first So, you will find, say if you get

 to go into **RaShaLAe** states, you won't be alone. You'll be watched, and if


 they activate the **RaShaLAe** body, activate the REShaLA body, and then the RESha bodies


 body, activate the **REShaLA** body, and then the RESha bodies that go with this,

Page: 367


 in your own **RaShaLAe** fields, once you start activating RaShaLAe fields, a protection mechanisms.


 you start activating **RaShaLAe** fields, a protection mechanisms. The RaShaLAe bodies don't activate unless

 protection mechanisms. The **RaShaLAe** bodies don't activate unless you are running Krist frequency. They


 to permeate your **RaShaLAe** body. So, whatever you might have taken on will purge

Page: 368

 These are the **REShaLA** body activations. So, in the REShaLA body activations is where

 So, in the **REShaLA** body activations is where you get the double state Where

 you go into **REShaLA** body activation through full activation of the RaShala's, that's when

 these of the **RaShaLAe** bodies and the REShaLA bodies that bring us into the

 bodies and the **REShaLA** bodies that bring us into the eternal life body. So,

 body and the **REShaLA**, what's called the RESha body that will allow you to


 be your outer **RaShaLAe** body. This would be your middle RaSh aLE body. This

 activation of the **REShaLA** and the RESha body that allows you to fully go

 structure of the **RaShaLAe** and REShaLA bodies and there are more in here. You

 the RaShaLAe and **REShaLA** bodies and there are more in here. You can probably















Page: 369

 levels of the **RaShaLAe** and RaShaLE bodies activate. The RaShaLAe body fully activates. The







 bodies activate. The **RaShaLAe** body fully activates. The RESha body, or the Godborn body

Page: 370

 body and the **REShaLA** body. The REShaLA body goes with here. So when you

 REShaLA body. The **REShaLA** body goes with here. So when you are in this
 you are in **REShaLA**. So you go from RaShALae body to REShaLA body through
 you go from **RaShALae** body to REShaLA body through RES haLE body through REShala
 RaShALae body to **REShaLA** body through RES haLE body through REShala body and then
 They said the **REShaLA** Sa"dhi-SA"ta Edonic Adashi-1 Starfire State equals the inner
 that activates the **REShaLA** bands and orbs and shields. So we are of the
 are of the **RaShALae** council. We are tribe I classes. We are activating firsLwe"ve
 activating these, the **RaShALae** and the REShaLA rings actually, as we activate these, they
 RaShALae and the **REShaLA** rings actually, as we activate these, they are triggering the
 are triggering the **REShaLA** body, which means this body up here ... activation of
 part of the **RaShALae** body and the opposite as far as rings here and
 bands activation. The **REShaLA** fields, rings, and layers activate. Ok? What did that say?
 is activating the **REShaLA**. Now, the REShaLA is this onefields, rings,
 REShaLA. Now, the **REShaLA** is this onefields, rings, and layers. So



Page: 371

 We're doing the **RaShALae** body activation and activating the RESha level in order to
 to activate the **REShaLA** body. But it starts with the RaShALae body activation and
 starts with the **RaShALae** body activation and that starts with the 12 Tribes I,
 bringing together the **RaShALae**. So when we do these two tribes ... if we
 that allows the **RaShALae** body to activate and turn into the REShaLA body. So
 turn into the **REShaLA** body. So that is going to The MCEO Freedom Teachings






Page: 374



 your fields, your **RaShALae** body"s going on auto-pilot with it So mantras, which

Page: 376



 levitate upward. Your **RaShALae** bodies are going to levitate a version of you just
 you"re pushing your **RaShALae** body, "come on go up, up, up" and it"s

Page: 377






 to push the **RaShALae** body with the image of yourself out and upward as
 connected wherever your **RaShALae** body travels. Now your RaSh aLae body has many,
many
 you move your **RaShALae** body up into the group shield state you can just
 least for your **RaShALae** body you can have it, you know, free where the
 front of your **RaShALae** body, and it"s radiating these frequencies towards you. These are

 the process of **RaShalAe** body activation that is referred to as Spanning, or activating
 bands in the **RaShalAe** body. Now as we begin to enter the Spanning state,



Page: 379

 you have your **RaShalAe** body on, hovering about your physical body on the floor,
 imagine that the **RaShalAe** group Orb-group Span-is now rising and rising upward

Page: 380

 flight as your **RaShalAe** body has just flown literally quite a few miles from
 specifically in the **RaShalAe** body. So we are now in the middle of this
 you have your **RaShalAe** body now at the Earth/Urtha core Shala-13 and
 and stand your **RaShalAe** body up and imagine we are leaving parked, the large
 to stretch your **RaShalAe** body a little bit. You know, it's just getting up



Page: 381

 substance that your **RaShalAe** body breaths, so it feels just like breathing air but
 that in your **RaShalAe** state you are being handed by your Aquafereion greeter, you




Page: 382

 sensation with your **RaShalAe** body of your moving up vertically with your Krystar crystal




Page: 383

 there-of our **RaShalAe** bodies are no longer touching that floor, and then we are
 rippling though your **RaShalAe** body ... and when you get through the other side




Page: 384

 to lay your **RaShalAe** body down on, you will find that there is an
 hand in, your **RaShalAe** body left hand in, and you can anchor that if
 into what your **RaShalAe** body is experiencing as a stream of pale heliotalic pastel




Page: 385

 will strengthen the **RaShalAe** connection to the 2nd Ring and the 2nd Floor of
 our group of **RaShalAe** bodies sitting by the palm tree and he's handing, he's
 circle of your **RaShalAe** group. So whoever that is, you know, please do that



Page: 386

 do, jusLon your **RaShalAe** body, reach out your right hand and notice that this
 sitting there, the **RaShalAe** group sitting there, is now just emanating little streams of
 hand of our **RaShalAe** bodies as if we are kneeling- just kneeling down, bending

Page: 387

-  point in the **RaShaLAe** bodies. [Ash takes a deep breath] You can use
 -  in, in our **RaShaLAe** bodies together. Once we have entered it together we will
 -  band in the **RaShaLAe** body activation- the first full Orbit We'll be taught later
-


Page: 388

-  activation of the **REShLA** levels of the planetary surrogate host That is, this will
 -  together and our **RaShaLAes** in here and then exhale together, and in that process
-

Page: 390

-  to reinforce the **RaShaLAe** body activations but you usually, you can use the cues,
-

Page: 541

-  Inner Flame "**RaShaLAe** Sacred Heart" Encryption © 2006 A"sha-yana & A"zha-yana
-

File : [2007_12TribesVol2_scan.pdf](#)
Title : 12 Tribes Volume 2 transcript
Subject : 12 Tribes Volume 2 scan of the binder
Author : MCEO Freedom Teachings
Keywords :


Page: 31

 Encryption The [**RaShaLAe**] Wind Song Encryption, Core Flame The Rosetta Inner Elemental Reuta

Page: 70

 These are the **ShaLA** Eyugha, the third Eyugha. These are the RashaLEa bodies, where


Page: 76

 body using the **RaShaLAe** body, your own RaSh aLAe body, to heal your DNA


Page: 77

 you how that **RaShaLAe** body anatomy becomes what are the maps as far as

Page: 80

 call it the **RaShaLAe** body in the outer domain. This is showing just ..

Page: 211

 is full Outer **RaShaLAe** Body activation and progressive opening of the other RaSha"s into

Page: 251

 used to activate **RaShaLAe** body in the entire Aquafereion shield, and you get to


Page: 269

 going into the **RasShaLAe** Body activations, so they literally skipped over ... we"ll do

Page: 271

 you completed the **ShaLAah**, which was the return to the Sha-LAah. And the

Page: 463

 Yunasai with Inner **RaShaLAe** Flame Code The Rosetta Code Reuzhetta- Inner Elemental Reuta Root

File : [2008-01_EngagingLoadOutDiary_scan.pdf](#)
Title : Engaging the Load-Out - Diary
Subject : FOL "08 Engaging the Load-Out, the Last Ascension Cycle and the Gate of AshaLA - Workshop Diary
Author : MCEO Freedom Teachings
Keywords :



Page: 2



Vehicle of the **RaShaLAe** Body, the mechanisms surrounding the fabulous Raising the Eiradonis technique

File : [2008-01_EngagingLoadOutWorkshopTranscript_scan.pdf](#)
Title : Engaging the Load Out (workshop transcript)
Subject : Full transcript for FOL "08 workshop
Author : MCEO Freedom Teachings
Keywords :

Page: 119

-  Passage-directly into **AShaLA**. And from AShaLA into its Edon domain, which would be
 -  AShaLA. And from **AShaLA** into its Edon domain, which would be the Ashalum Healing
-

File : [2008-11_Sliders3Diary_scan.pdf](#)
Title : Sliders 3 - Diary
Subject : The Wind Beneath Your Wings, Engaging Spirit for Slide - Workshop Diary
Author : MCEO Freedom Teachings
Keywords :



Page: 8





where the Organic **ShaLA**"-ae Living Light structure can separate and shift ARPS (

File : [2008-11_Sliders3_Scan.pdf](#)
Title : Sliders 3 - Handbook
Subject : The Wind Beneath Your Wings - Engaging the Spirit for Slide, Introductory Atomic-Etheric, Rasha & Spirit Body Training
Author : MCEO Freedom Teachings
Keywords :

Page: 3

 minimum of 50% **ShaLAea** Light Quotient, the equivalent of an embodied Gha-far", is
 50 to+ 75 **ShaLAea** Quotient). The activations occurring within the Sliders-3 Workshop will

Page: 20

 1 +75% **ShaLAah** -25% Shona (Indigo-2 Aquari-Human Birth-in
 G2 +50% **ShaLAah** -50% Shona (Indigo-3 Birth-in Imprint can

Page: 21

 G2 +50% **ShaLAah** -50% Shona Indigo-3 Birth-in Imprint, can go



File : [2008_SacredPERSONNInvocationsARofMastery_scan.pdf](#)
Title : Sacred PERSONN Book
Subject : PERSONNs Invocations and A&Rs
Author : MCEO Freedom Teachings - A"shayana Deane
Keywords :

Page: 3

 3 times (**RAShaLA** Body Command) I. "Ta-A-sha In-ta DOr-


File : [2009-01_FOLFloatingBuddhasDiary_scan.pdf](#)
Title : FOL "09 Floating Buddhas - Diary
Subject : Brave New World & the Floating Buddhas - Workshop Diary
Author : MCEO Freedom Teachings
Keywords :

Page: 1

-  both Eternal Living **ShaLA**-a Light and finite Shona Light were given in Lecture-
 -  progressively build our **ShaLA**-a Light quotient and also undergo rapid healing and reintegration
-

File : [2009-01_FOLFloatingBuddhas_scan.pdf](#)
Title : FOL "09 - Supplement
Subject : Brave New World & the Floating Buddhas, The Treaty of Al-Ben"-Yhan,
Being Buddha, Engaging YOUR Place of Power, Healing the Wounds of
Time, Elemental Command Slider Teams & the 12:12 Aquai"-ah de So-La"-
RA LU"-na Transmissions
Author : MCEO Freedom Teachings
Keywords :

Page: 15

 G2 +50% **ShaLAah** -50% Shona Indigo-3 Birth-in Imprint, can go

File : [2009-05_Sliders4Transcript_scan.pdf](#)
Title : Sliders 4 (workshop transcript)
Subject : Transcript for Sliders 4 Workshop
Author : MCEO Freedom Teachings
Keywords :


Page: 10



also the minimum **ShLAa**. Now 80 was the percent that they gave on the




File : [2009-05_Sliders4_scan.pdf](#)
Title : Sliders 4 - Handbook
Subject : The Call of Aurora Probability Alignments & The Adjugate Bond,
Intermediate Atmic / Ah-VE"-yas Body Training
Author : MCEO Freedom Teachings
Keywords :

Page: 7

 Ilar 3 Earth/ **ShaLA** Our Sun Milky Way MG·6 ~ GL-1

File : [2009-08_Sliders5_scan.pdf](#)
Title : Sliders 5 - Handbook
Subject : Essential Alignment, Stardust Flow, Mirror in the Sky & the Orbs of
Aquaferon - Freeing the Body For Slide, Intermediate Telluric Ah-VA"-yas
Body Training
Author : MCEO Freedom Teachings
Keywords :

Page: 4

-  Element Atom Pre-**ShaLAah** Light Cell Ah-yas Being D-3 3.5 +Kei
 -  draining a ruptured **ShaLAah** unit bond to form a reversed CA-LOR, Rasha Prana
 -  attaches to 1 **ShaLAah** Elemental Ah-yas, ripping it from its Ah-VE-yas
-

Page: 5

-  Krystar 15-Dimensional **RaShaLA** Body Projection Orb ~ Radial Body of the Light Body
-








Page: 9

-  Radial Body Organic **ShaLAa** Living Light Fields with Dimensional Krystar C stal Capsules and
-

Page: 10

-  Radial Body Organic **ShaLAa** Living Light Fields with Dimensional Atomic Bodies and Density-1
-

Page: 42

-  bonds to the **ShaLAea** quantum of the corresponding Light Body level, causing the ShaLAea
 -  level, causing the **ShaLAea** Fields of the Light Body to enter a "0/
 -  bonds with the **ShaLAea** Light units of the corresponding Light Body level, the Aah-
 -  Orb transmutes the **ShaLAea** units into Mana Light, and draws the Mana into the
 -  JhA" Orb, the **ShaLAea** Light Body transmutes (to Mana), then Transfigures (respiritualizes
 -  Light Body level"s **ShaLAea** Light at the AzurA, the Jha-DA" Orb- with its
 -  the Light Body **ShaLAea**-Mana Dark Matter units in its Ah-yas field- ascends
-

File : [2009-10_Sliders6_scan.pdf](#)
Title : Sliders 6 - Handbook
Subject : The Arc of the Covenant, Sphere of Destiny & the Stairway to Heaven,
Engaging the Spirit for Slide Intermediate Level
Author : MCEO Freedom Teachings
Keywords :

Page: 1

 Radial Body Organic **ShaLAah** Living Light Fields with Dimension-2 Atomic Body and Density-

Page: 2

 Radial Body Organic **ShaLAah** Living Light Fields with D-1 & D-2 Atomic

Page: 3


 Radial Body Organic **ShaLAah** Living Light Fields with D-1, D-2 & D-

Page: 4


 Radial Body Organic **ShaLAa** Living Light Fields with Dimensional Atomic Bodies and Density-1

File : [2010-01_ElementsOfDiscovery_scan.pdf](#)
Title : The Elements of Discovery - Handbook
Subject : 15 Dimensional Anatomy, Exploring the God Worlds, Cosmic Clock, Gifts of the KRYSTHL River Prayer
Author : MCEO Freedom Teachings - Kathara Team
Keywords :

Page: 55

 Living Light, called **ShaLAeah** Light.19 When the anatomy of Source is changed, such

Page: 80


 first with our **RaShaLAE** bodies into that space, where we can go get it,


File : [2010-08_Sliders8_scan.pdf](#)
Title : Sliders 8 - Handbook
Subject : Awake, Aware, and ALIVE in the Lands of Aah, The Sea of Ah-Yah, Eternal Stream of Ah-Yah-YA the Covenant of Ah-Yah-Rhu and Eternal Dream Fields of the ONE, Preparing the Body for Slide - Advanced Level
Author : MCEO Freedom Teachings
Keywords :

Page: 15

 Krystar Cycle, **_'RaShaLAe** Body' activation and the Krystal-Heart Na-VA-HO Passage

Page: 17

 Adashi-1 Edonic **ShaLA**-EyAda Cycle); the Book of ShaLA (corresponds to —


 the Book of **ShaLA** (corresponds to —graduation|| from the Adashi-1 Edonic

 Adashi-1 Edonic **ShaLA**-EyAda Cycle, into Adashi-2 Adonic AahLA-EyAda Cycle); and

Page: 27


 Light Quotient|| (**ShaLAah** Light) potential of the personal physical-atomic body (note:

 and the Krystic **ShaLAah** Light Elemental —Orb Beings|| from Median Earth (who

 to bring in **ShaLAah** Light for expedited healing, and to assist in transmuting inorganic


Page: 28

 10%-gain in **ShaLAah** Living-Light Quotient. *11/12-22/2008 GA Upstep-

 Aquafereion Shield-75%-**ShaLAah** Light Quotient. During this FOL-09 workshop Green Dragons hand


 Shield to 75%-**ShaLAah** Quotient & beginning the daily 12:12 Solar-Lunar Auto-

Page: 29

 and maintain our **ShaLAah** Living-Light Quotient. Featured Techniques: A. Entering the Buddha Space,

 Solar-Luna 75%-**ShaLAah** Light-Quotient Transmissions: in which the Seed Atom is put

 capacity and the **ShaLAah** Light Quotient is increased to 75%. Included group transmission of

 Transfiguration potential; 82%-**ShaLAah** Quotient completes 5/22-24/2009 in Sliders-4 workshop).

Page: 30

 75% to 82%-**ShaLAah** (Initiated April 2009), enabling the Shield to enter the


Page: 32



rise to 85%-**ShaLAah** Quotient; Aquafereion Shield general Extractions start, as Aquafereion Shield enters


File : [2010-10_Sliders9_scan.pdf](#)
Title : Sliders 9 - Handbook
Subject : The Flame of CosMAYah, Mayan Mother Matrix & Luminary Body
Activation, Advanced Spiritual Body Training
Author : MCEO Freedom Teachings
Keywords :


Page: 2

 to +80 **ShaLAah** Quotient)


Page: 11


 the +GharE"!ShaLAah to -Gharoche "!Sho-Na Ratio inherent to the


 +1 00% **ShaLAah** -0% Sho-Na (What Indigo-1 & 2


 20- +80% **ShaLAah** -20% Sho-Na (Indigo-1 Aquari-Indigo Walk-

Page: 12

 GO +78% **ShaLAah** -22% Sho-Na (I ndigo-1 Birth-in


 1 +75% **ShaLAah** -25% Sho-Na (Indigo-2 Aquari-Human Birth-

 to +75 **ShaLAah** Quotient) 60-+140- Mobbote-G1.5 +60% ShaLAah -40%

 G1.5 +60% **ShaLAah** -40% Sho-Na (Angelic Human Birth-in Imprint

 G2 +50% **ShaLAah** -50% Sho-Na (Indigo-3 Birth-in Imprint

Page: 26

 Jha-DA" Body **ShaLAah** Light atomic quotient, bonded to an equal Quantum of Cos-

File : [2011-04_ShA-DahL-UUN13Virtues_scan.pdf](#)
Title : ShA-DhaL-UUN 13 Virtues - Handbook
Subject : The ShA-DhaL-UUN Rite, 13 Virtues and the Shores of Ah-MA-ya-san,
Planetary Mirror in the Sky Activation 1
Author : MCEO Freedom Teachings - Ashayana Deane
Keywords :

Page: 34









atomi~ transmutation to **ShaLAah** Light and forming etheric geleziac crystallizations of Cos-
MA" -

File : [2013_04_ELAiSaAwakening_Handbook_scan.pdf](#)
Title : E-LAi-Sa Awakening - Handbook
Subject : The Indelible KRYST Code & Chismatic Self-Healing Level 1
Author : ARhAyas Productions - E"Asha Ashayana
Keywords :

Page: 60

 Jha-DA" Body **ShaLAah** Light atomic quotient, bonded to an equal Quantum of Cos-

Page: 68


 bonds to the **ShaLAea** quantum of the corresponding Light Body level, causing the ShaLAea
 level, causing the **ShaLAea** Fields of the Light Body to enter a "01
 bonds with the **ShaLAea** Light units of the corresponding Light Body level, the Aah-
 JhA" Orb, the **ShaLAea** Light Body transmutes (to Mana), then Transfigures (respiritualizes
 Light Body level"s **ShaLAea** Light at the AzurA, the Jha-DA" Orb - with
 the Light Body **ShaLAea**-Mana Dark Matter units in its Ah-yas field -

Page: 69

 The~ 15-Dimensional **RaShaLA** Body"\. Projection Qd2 ~ Radial Body of the Light Body

File : [2014-04_ShiftMasters1_scan.pdf](#)
Title : Tan-Tri-Ahura Teachings™ ShiftMasters™ Course-1
Subject :
Author : (C)2014 E"Asha Ashayana
Keywords :

Page: 65

 The~ 15-Dimensional **RaShaLA** Body"\. Projection Qr12 ~ Radial Body of the Light Body

File : [KeylonticDictionary.pdf](#)
Title : Keylontic Dictionary
Subject : KS Dictionary
Author : MCEO Freedom Teachings
Keywords :

Page: 260



leads to Rt"**ShaLA** activation. which in rum. begins the activation of our Asctusiou
