

# Search Results

---

## Summary

Searched for : **Tauren**

In index(es) : **H:\KS\_Scan\_Library\MasterIndex.pdx**

Results : **48** document(s) with **859** instance(s)

Saved on : **7/17/2017 9:06:04 PM**

File : [1999-05\\_IntroKeylonticMorphogeneticScience\\_scan.pdf](#)

Title : Intro to Keylontic Morphogenetic Science - Handbook

Subject : Keylontic Science for Daily Living

Author : MCEO Freedom Teachings - Ashayana Deane

Keywords :

---

Page: 17


---

 Incarnate 10 (**Taurenic** Body) (Sub-conscious, Instinctual & Reasoning Minds) 2. Alphi

---

Page: 19

---

 energetic Field The **Taurenic** Body (the Incarnate) 1. Etheric Body: D-1 /


---

File : [1999-07\\_AncientRightsPassage\\_Handbook\\_scan.pdf](#)  
Title : The Ancient Rites of Passage - Handbook  
Subject : Personal Healing Through Planetary Service  
Author : MCEO Freedom Teachings - Anna Hayes Gruber  
Keywords :

---

Page: 28


---


 Incarnate 10 (**Taurenic** Body) (Subconscious, Instinctual & Reasoning Minds) 2. Alphi Hova-

---

Page: 29

---

 Reasoning Minds 1. **Taurenic** Body 1-2-3 HU-1 physical Tauren mdiviciJal Soal

 HU-1 physical **Tauren** mdiviciJal Soal Rre leiter Seoueoeces matter-1 Inca mate Cellular

---

File : [1999-12\\_Kathara1Diagrams\\_scan.pdf](#)  
Title : Kathara 1 - Diagrams  
Subject : Laminated color charts from Kathara 1 Manual  
Author : MCEO Freedom Teachings - Ashayana Deane  
Keywords :

---

Page: 7

---



HUI Incarnate Identity- **Taurenic** Body (Subconscious, Instinctual & Reasoning Minds) 2. Alphi  
Hova


---

File : [1999-12\\_Kathara1\\_scan.pdf](#)  
Title : Kathara 1 - Manual  
Subject : Introduction to Kathara Bio-regeneration technologies, Color, Symbol, Sound and Bio-regeneration  
Author : MCEO Freedom Teachings  
Keywords :

---

Page: 75

---

 1 Incarnate Identity- **Taurenic** Body (Subconscious, Instinctual & Reasoning Minds) 2. Alp hi

---

Page: 227


---


 1 Incarnate Identity- **Taurenic** Body (Subconscious, Instinctual & Reasoning Minds) 2. Alp hi

---

Page: 276

---

 3 Lower-Mental **Taurenic** Bodies of the embodied Density-1 Incarnate Personality-Tauren identity,


 1 Incarnate Personality-**Tauren** identity, the Sub-conscious, Instinctual and Ego-Reasoning aspects of

 and the Personal **Taurenic** Memory Matrix. Radis rivulets are called "Nadis Lines" (

---

Page: 284

---

 of Manu (**Taurenic**-Akashic Codes), the Galactic Mid-Veda Codes of Immanu (

---

File : [1999-12\\_MilleniumRoundup\\_scan.pdf](#)  
Title : Millenium Roundup - Handbook  
Subject : The Voyagers Project Millenial Preparation Workshop  
Author : MCEO Freedom Teachings - Ashayana Deane  
Keywords :

---

Page: 32

---



HOVA BODY 1. **Taurenic** Body Soal Fire Letter Sequences ALPHIHOVA BODY 1-2-3

---

File : [1999\\_TangibleStructure\\_scan.pdf](#)  
Title : Tangible Structure of the Soul - Handbook  
Subject : Multidimensional anatomy, ascension teachings, accelerated bio-spiritual evolution program  
Author : MCEO Freedom Teachings - Ashayana Deane  
Keywords :

---

Page: 23

---


 Incarnate 10 (**Taurenic** Body) (Subconscious, Instinctual & Reasoning Minds) \ 2. Alp

---

Page: 25

---

 HU-1 1. **Taurenic** Body biology Solar Fire Letter Sequences physical Tauren individual based

 Letter Sequences physical **Tauren** individual based & Reasoning Minds matter-1 Incarnate Cellular Record







---

File : [1999\\_Voyagers1\\_scan.pdf](#)  
Title : Voyagers I - Book  
Subject : The Sleeping Abductees, Second Edition  
Author : Ashayana Deane  
Keywords :

---

Page: 71

---

-  "aspects" or **Tauren** exist at once within the Soul Matrix and Time Matrix,
  -  the aspect or **Tauren** cycles, which implies a correlation between the births and deaths
  -  its incarnates (**Tauren**/aspects). In the case of "soul robbery" through forced
  -  aspect cycles the **Tauren** Cycles). All of the Tauren are accelerated in their rhythms
  -  All of the **Tauren** are accelerated in their rhythms and all will reach depletion
  -  one of the **Tauren** are able to activate the center point and accelerate their
- 

Page: 72

---

-  Mechanics the other **Tauren** to be expanded into their own radial field. If one
- 

Page: 136

---

-  Identity 1: the **Tauren** (the Incarnate Matrix)- HU-1, composed of frequency bands
-

File : [2000-06\\_AngelicRealities\\_scan.pdf](#)  
Title : Angelic Realities - Book  
Subject : Survival Handbook  
Author : MCEO Freedom Teachings - Ashayana Deane  
Keywords :

---

Page: 78

---



Incarnate Identity • **Taurenic** Body (Subconscious, Instinctual & Reasoning Minds) 2. AJphi  
Hova-

---




File : [2001\\_MastersTemplarStewardshipManual\\_scan.pdf](#)  
Title : Masters Templar Stewardship - Manual  
Subject : Templar Stewardship (without roman numeral pages, so pg numbers should be correct or very close)  
Author : MCEO Freedom Teachings  
Keywords :

---

Page: 41


---

 1 Incarnate Identity- **Taurenic** Body (Subconscious, Instinctual & Reasoning Minds) 2. AI phi

---

Page: 64

---

 is called a **Tauren**. Corresponds to Telluric Kundalini Life Force Current, Gross matter density

 Each singular incarnate **Tauren** identity is one in a set of 12 Tauren, each


 set of 12 **Tauren**, each placed within different Density-1 space-time coordinates, "-..\_....;"

---

Page: 65

---


 connects the individual **Tauren** identity to its Soul Matrix and Race Family of Consciousness.


 12 Density-1 **Tauren** incarnates expressed in one manifest carbon-silica based biological form

---

Page: 231

---

 3 Lower-Mental **Taurenic** Bodies of the embodied Denstiy-1 Incarnate PersonalityTauren identity, the

 Denstiy-1 Incarnate **PersonalityTauren** identity, the Sub-conscious, Instinctual and Ego-Reasoning aspects of

 and the Personal **Taurenic** Memory Matrix. Radis rivulets are called "Nadis Lines" (

---

Page: 242

---

 of Manu (**TaurenicAkashic** Codes), the Galactic Mid-Veca Codes of Immanu (Akashic-


---

File : [2002\\_DanceForCommonHandbook\\_scan.pdf](#)  
Title : Dance For Series - Handbook  
Subject : Common handbook for all ten associated Workshops (March "02 - Aug "03)  
Author : MCEO Freedom Teachings - Ashayana Deane  
Keywords :

---

Page: 16


---

 Eckasha Alignment & **Tauren** Integration) Eckasha Merkaba ManU Phase-1 Activation A. 12 Lessons

---

Page: 27


---


 HU-11 Incarnate Identity- **Tauren** Body (Subconscious, Instinctual & Reasoning Minds) 2. Alphi

---

Page: 36

---

 3 Lower-Mental **Tauren** Bodies of the embodied Density-1 Incarnate Personality-Tauren identity,


 1 Incarnate Personality-**Tauren** identity, the Sub-conscious, Instinctual and Ego-Reasoning aspects of

 and the Personal **Tauren** Memory Matrix. Radis rivulets are called "Nadis Lines" (

---

Page: 55

---

 of Manu (**Tauren**-Akashic Codes), the Galactic Mid-Veca Codes of Immanu (






---

File : [2004-04\\_Kathara23-Manual\\_scan.pdf](#)  
Title : Kathara Levels 2 & 3 Foundations - Manual  
Subject : Awakening the Living Lotus, Healing Facilitation Through Crystal Body Alignment  
Author : MCEO Freedom Teachings - Ashayana Deane  
Keywords :

---


Page: 25

---

-  is. called a **Tauren**. Corresponds to Telluric Kundalini Life Force Current, Gross matter density
  -  Each singular incarnate **Tauren** identity is one in a set of 12 Tauren, each
  -  set of 12 **Tauren**, each placed within different Density-! space-time coordinates, which collectively
  -  connects the individual **Tauren** identity to its Soul Matrix and Race Family of Consciousness.
  -  of 12 Density-! **Tauren** incarnates expressed in one manifest carbon-silica based · biological
- 


Page: 60

---

-  Density-1 (**Tauren**) . <. t:i!Instty-< (!:iOUIJ .l.
- 

Page: 263

---

-  Body Eckasha Alignment- **Tauren** Integration. · Eckasha Metkaba ManU Phase-1 Activation A  
-
-

File : [2004\\_APindex\\_scan.pdf](#)  
Title : Index of AP publications through 2003  
Subject : Index reference for early printed materials  
Author : MCEO Freedom Teachings  
Keywords :

---

Page: 82

---


-  HB 3 10 **Tauren** Incarnate MR-HB 3A 32 Taurenic Body MR-HB 3A
  -  HB 3A 32 **Tauren**ic Body MR-HB 3A 30 Taurenic Body MR-HB 3A
  -  HB 3A 30 **Tauren**ic Body MR-HB 3A 32 Taurenic Body KS-HB 3
  -  HB 3A 32 **Tauren**ic Body KS-HB 3 10 Taurenic Body CS-HB 6
  -  HB 3 10 **Tauren**ic Body CS-HB 6 21 Taurenic Body CS-HB 6
  -  HB 6 21 **Tauren**ic Body CS-HB 6 22 Taurnic Body KS-HB 3
-

File : [2005-03\\_KeysMasteringAscension\\_scan.pdf](#)  
Title : Keys for Mastering Ascension  
Subject : Kathara Team Module studying the Veca codes  
Author : MCEO Freedom Teachings  
Keywords :

---

Page: 2

---

 of ManU (**Taurenic**-Akashic Codes), the Galactic Mid· Veca Codes of ImmanU

---

File : [2005-05\\_EthradonAwakeningDiary\\_scan.pdf](#)  
Title : Ethradon Awakening - Diary  
Subject : Morocco Workshop Diary  
Author : MCEO Freedom Teachings  
Keywords :

---

Page: 1

---

- Purging the **Tauren** body, inorganics and the CALOR force • Taming the Tauren
  - Taming the **Tauren** and related techniques • The Arametena Passage and Ashalum chamber
- 

Page: 9

---

- something called the **Tauren** Body (this name is not derived from "Tara").
- 

Page: 10

---

- calorene crystals and **Tauren** Body and the fact that there are emotions and thoughts
  - and clear the **Tauren** body will be given in this workshop. The important thing
  - to purge its **Tauren** Body. Purging of the Tauren will often surface as physical
  - Purging of the **Tauren** will often surface as physical illness, and often "of
  - the D-1 **Tauren** Body. Hooray! It's nice to know that when one is
- 

Page: 16

---

- (D-1 **Tauren** purging). I guess it was reassuring to know when we
- 

Page: 19

---


- (from the **Tauren** body particularly) to take command of ourselves and behave in
-

File : [2005-05\\_EthradonAwakeningTranscript\\_scan.pdf](#)  
Title : Ethradon Awakening (partial Morocco workshop transcript)  
Subject : Partial transcript for Morocco Workshop, includes PSONNs  
Author : MCEO Freedom Teachings  
Keywords :

---

Page: 6


---


 "Purging the **Tauren**: OOCA"s, Inorganics and the CALOR Force". OOCA"s, just so you

---

Page: 7

---

 Body of the **Tauren**. The Body of the Tauren is a body made of

 Body of the **Tauren** is a body made of crystalline ruptured light units, that


---

File : [2005-10\\_EngagingGodLanguages\\_scan.pdf](#)  
Title : Engaging the God Languages - Handbook  
Subject : Discover the languages of creation and how to use them to embody your God-Self  
Author : MCEO Freedom Teachings - Kathara Team  
Keywords :

---

Page: 19

---

 of ManU (**Taurenic**-Akashic Codes); the Galactic Mid-Veca Codes of ImmanU (

---




File : [2006-02\\_TreasuresOfTheTowerDiary\\_scan.pdf](#)  
Title : Treasures of the Tower - Diary  
Subject : Workshop diary  
Author : MCEO Freedom Teachings  
Keywords :

---

Page: 2










---

 of the planetary **Tauren** so that the planetary imprint can be taken into the

---

Page: 4

---

 process called the **Tauren**. We first heard of the Tauren in Morocco and learnt  
 heard of the **Tauren** in Morocco and learnt of the sometime unpleasant bodily way  
 "purge the **Tauren**" in the healing process. The Tauren is a tiny Light  
 healing process. The **Tauren** is a tiny Light Seed in the AzurA (associated  
 to restore the **Tauren** to its natural configuration in order to do a successful  
 imprint of the **Tauren**. Restoring the Kristic configuration of the Tauren (Tri-Veca  
 configuration of the **Tauren** (Tri-Veca unit configuration) will allow us to generate  
 pulse rhythm. The **Tauren** unit not only phases like a partiki, but it also  
 to free our **Tauren** and turn on the progressive levels of theTaKE-yon Cycle.

---

Page: 7


---

 we did the **Tauren** restoration activation. It was also THE night for an excellent

---

Page: 8

---

 high likelihood. The **Tauren** restoration activation session on this evening was lovely. It involved

---


File : [2006-04Ta-kEy-onCycleInitiation\\_scan.pdf](#)  
Title : Ta-kEy-on Cycle Initiation - Technique  
Subject : Tauren Light Seed Activation Part 2, Opening the Diamond Door  
Author : MCEO Freedom Teachings - Ashayana Deane  
Keywords :

---

#### Document Metadata

---

 Subject: **Tauren** Light Seed Activation Part 2, Opening the Diamond Door

 Found 1 instance(s) in additional metadata

---

Page: 1

---

 closed. Creating the **Tauren** Control Capsule STEP 2: Keeping your eyes closed, focus your

---

Page: 2

---

 of your personal **Tauren** 1st-Light-Seed, the Core-1st\_ Light-Seed from which

---

Page: 3


---

 inch-silver-sphere **Tauren** Control Capsule between the eyebrows. 3

---

Page: 4

---


 Viewing Screen for **Tauren** Navigation STEP 14: While breathing in natural rhythm, move the


 sphere of the **Tauren** Control Capsule between the eyebrows, downward into a Single-Focus-


---


Page: 5

---


 means that your **Tauren** is presently in an active stage of Keylona-spark-generation,

 RUN of the **Tauren** Activation-Part-2 technique, in Step-17, please be sure

 imprint for natura!**Tauren** function within the Crystal Body Ti/Ea-sphere, to progressively

 earpresent environmentally-induced **Tauren** malfunction. If used properly Step-17 will rapidly accelerate natural

 Capsule surrounding the **Tauren** Light-Seed. Move your attention to observe inside of the


 planetary core during" **Tauren** Activation- Pan-1. ( Tenerife Feb. 2006). Observe or intend

---

Page: 7

---

 forms within the **Tauren**-Living-Light-Seed .The 3 internal regions of the

 Activation of the **Tauren**. Region-1: Outer PartikE Ketha \*The E-Na-Ka:

---

Page: 9

---

 Activation of the **Tauren**-Part-2. 9

---





File : [2006-04\\_CouncilTransmissions\\_scan.pdf](#)  
Title : Activations Briefing  
Subject : Expedited Ta-kEy-on Cycle Initiation, Tauren Light Seed Activation Part 2  
Opening the Diamond Door, and the Rainbow-Sun KRYSTHL Matrix Easter  
Surprise  
Author : MCEO Freedom Teachings - Ashayana Deane  
Keywords :

---

#### Document Metadata

---

 Subject: on Cycle Initiation, **Tauren** Light Seed Activation Part 2 Opening the Diamond Door,  
and

 Found 1 instance(s) in additional metadata




---

File : [2006-04\\_TwoMoonsRisingDiary\\_scan.pdf](#)  
Title : Two Moons Rising - Diary  
Subject : Workshop Diary  
Author : MCEO Freedom Teachings - Ashayana Deane  
Keywords :

---



Page: 1

---

-  us through the **Tauren** Light Seed activation, steps 1-17 (aka Preliminary Sequence:
  -  along with the **Tauren** Light Seed Activation Part 2. Briefly, we are now doing
  -  techniques within the **Tauren** light Seed activation (Parts 1-2) will be sufficient
- 

Page: 2

---


-  Light Body (**Tauren**, diad, miad monad, StarBurst, StarBloom, StarFire etc), to release the
  -  from the twisted **Tauren** on the Solar/Indigo Shield Level in order to then
-

File : [2007-04\\_KRYSTarAwakeningDiary\\_scan.pdf](#)  
Title : KRYSTar Awakening - Diary  
Subject : The KRYSTar Awakening and Starfire Maps, Solar Gates, Prana Seed and the Aqualene Sun - Workshop Diary  
Author : MCEO Freedom Teachings  
Keywords :

---

Page: 2

---

 PartIKE within the **Tauren** Light Seed). Each 12- Tribes-I class will be opening


---

File : [2007-04\\_KRYSTarAwakeningTranscript\\_scan.pdf](#)  
Title : KRYSTar Awakening (workshop transcript)  
Subject : Full transcript for April 2007 Workshop (right after the murder of SOL)  
Author : MCEO Freedom Teachings  
Keywords :

---

Page: 4











---

 light seed, the **Tauren**, produces the light body, and it grows from there. There

---

Page: 37










---

 it birthed the **tauren** light seed. We introduced these from Tenerife workshop so if  
 is called the **tauren** living light seed. The only reason we are going back  
 going back to **tauren** is there's something very important about understanding the structure of  
 you have the **tauren**, you have the 3 outer sparks and then you have  
 center of the **tauren** and that structure becomes extremely important as we go up  
 formation of the **tauren** and its core photogenerator cell. That's the tauren when its  
 cell. That's the **tauren** when its in its expanded or relaxed phase. When it  
 process whereby the **tauren** begins to generate spark pulse currents that allow for quantum  
 the single little **tauren** light seed all the way out through to what becomes  
 you of the **tauren** and when it squeezes tight it pulses and once it

---

Page: 38



---


 back in the **tauren** in its expanded phase, these little layers here, we learned  
 are in the **tauren** and each have a different type of ether gels, different  
 are inside the **tauren**. It's the process of partiki units phasing through the partikE  
 through the partikE **tauren** that create the sparks that allow for quantum generation, and  
 seed of the **tauren**. Later these will become much bigger structures. We have 9  
 without all the **tauren** around it, looking just at the gelesiac layers now inside  
 out inside the **tauren** inside, where you had the inner layers inside itself and  
 relation to the **tauren** ... oh by the way too I wanted to point  
 center of the **tauren** which is the small one, this is the key generating

---

Page: 39

---

 the keys, the **tauren** in the center does its pulsing, and every pulse releases  
 structures inside the **Tauren** begin the process of the formation of the things that

 cycles of the **Tauren**, and through these key cycles quantum is built. It is


---

Page: 40


---

 you have the **Tauren** form with its partikE in the center. So, everything is

 pulsing of the **tauren**. They build up into Takeyons, and Takeyons unite and form

 I believe the **Tauren** goes back in, and it replicates. It creates the first

 They created the **Tauren** from their interactions together. Then, through the generation of the

 generation of the **Tauren**, with the partikE in the center, this creates the first


 pulsing of the **Tauren**, through the geleziac layers in the partikE center, and they


---

Page: 41

---

 partikE of the **Tauren**. This is all happening in there. This whole process also


 center of the **Tauren**. This is why I started here. So, you would remember


 remember what the **Tauren** is, and what it does, where it's photogenerator cells is,


---

Page: 42

---

 go from the **Tauren** to the next unit. This is where we get the

 before, in our **Taurens**. But what we haven't done yet is activate the partEkE

 partikE of the **Tauren**, that is a good example of what happens in the

---

Page: 45

---

 inside of the **Tauren**, which is a microcosm of the macrocosmic size PartEkE template

---

Page: 46


---

 templates inside the **Tauren** that become the PartEkE templates. These words are driving me

 they form the **Tauren**. The triad is on this axis, the zero point axis.


 that form the **Tauren** body. Remember, the center part of the Tauren body is

 part of the **Tauren** body is the photo generator cell of the PartikE. So,

 PartikE. So, the **Tauren** is on axis one. Every time a thing goes through

 axis of the **Tauren**. That's considered the number one axis, axis one, the zero


 would be the **Tauren**. The Tauren goes through a pulse cycle of 12 harmonic


 the Tauren. The **Tauren** goes through a pulse cycle of 12 harmonic key cycles,

---

Page: 47

---

 from the first **Tauren**. We're not going to go through this every time. You






 center of the **Tauren**. You have six partiki and six partiki that forms the

---

Page: 48

---




 before when the **Tauren** is created. Then you have the Starborn cycle. Now there's  
 cycle, where the **Tauren** is born. Number two, you have the Starborn cycle up  
 just like the **Tauren** expanded and contracted, or contracted and expanded ... when it  
 was with the **Tauren**. 12 contraction/expansion/contraction/expansion, each time making sparks in  
 cycle, where the **Tauren** was created -the light seed cycle. Then we had

---

Page: 50

---

 inside of the **Tauren**, it's the same structure and it creates the same elemental

---

Page: 51

---

 Partiki of the **Tauren**, where ... before they got to the bands that they're

---

Page: 52

---

 back to the **Tauren**. Well, the backflow goes from the Prana seed Eiron point,

---

Page: 56


---

 partikE of the **Tauren**, you had first your ethers as the first density, and

---

Page: 57

---


 back in the **Tauren**, when they come out into the PartEkE template and the

---

Page: 64

---

 Starseed cycle. The **Tauren** light seed is born at the end of it. That

 birth of the **Tauren** living light seed. Way back, we started that in Tenerife.


 that was the **Tauren** axis 1 to Tauren axis 1/9, because it comes

 axis 1 to **Tauren** axis 1/9, because it comes back to one and

---

Page: 66

---


 and form a **Tauren** light seed for the next domain out, and that goes

 birth of the **Tauren**. You have Takeyon cycle 1, Takeyon cycle 2, Takeyon 3,

---

Page: 92

---

 an upside down **Tauren** light seed and all that stuff that we talked about

---

Page: 136

---

 dealing with the **Tauren** and the seed atom and the light seed, we've always


 dealt with the **Tauren** on a vertical axis, with one ball on top and


 atom, from the **Tauren** to the seed atom, that is on, say, vertical axis.


---


Page: 138

---

 just like the **Tauren**. It has one ball on top and two down below.

 down to the **tauren**. This goes for each layer of the body, each layer


 configuration as the **Tauren** did in the first creation cycles. Now what the prana


 that creates the **Tauren**, that kind of thing. When the prana seed phases, it


---


Page: 139

---

 inside of the **Tauren**, they were called fire lines, or key lines. That's where

 keys, when the **Tauren** pulsed, it made sparks, and they sparks aligned along the

 of how the **Tauren** used to pulse, where it would contract and expand. Every

 bigger than the **Tauren** was - we're talking about the larger body now, and

---

Page: 141


---


 back to the **Tauren**, at the first creation point, that releases an Eck spark,


---


Page: 142


---


 with activating the **Tauren** light seed. That's the first part for the first creation


 that forms the **Tauren**. And after nine different things that happen that builds the


 level with the **Tauren**. We started the process of trying to heal our Tauren.


 to heal our **Tauren**. We got the Indigo Shield Tauren activated in the right


 the Indigo Shield **Tauren** activated in the right way, but it takes a while


 body than the **Tauren** light seed would be. So, you have the Tauren light

 you have the **Tauren** light seed way back in the less densities, then you

 would have a **Tauren** even for the Rashalae level, cause each level does get

 does get a **Tauren** but even at the level, that level is the partiki

 just like the **Tauren** would be, the Tauren light seed. But its top ball

 would be, the **Tauren** light seed. But its top ball would have an axis

---

File : [2007-05\\_KRYSTHLRiverDanceHandbook\\_scan.pdf](#)  
Title : The KRYSTHL River Dance  
Subject : 1st Dance of the Cycle of "Last Stands"  
Author : MCEO Freedom Teachings - Ashayana Deane  
Keywords :

---

Page: 1

---

 to birth of **Tauren** Density Light Seal Tauren Axis 1 to Axis "1/

 Density Light Seal **Tauren** Axis 1 to Axis "1/9" to birth of

---

Page: 19

---

 reversal of the **Tauren** & Veca Staff) destiny. Earth engaged this destiny of black-


---

File : [2007-11\\_AmsterdamClass\\_scan.pdf](#)  
Title : Amsterdam Class  
Subject : Multiple Choice Questions and Answers  
Author : MCEO Freedom Teachings  
Keywords :

---

Page: 21

---

 (c) The **Tauren** Light Seed. (d) A Spark. 7. What are Joules?

---

Page: 30

---

 the (a) **Tauren** (b) Rasha Body (c) Alumin Atonah (d)

---

Page: 31

---

 • When the **Tauren** contracts its three outer balls, called the three Ena, they

---

Page: 32

---

 leads to the **Tauren** and the Spiritual Body. • In the Par-TE" -

---

Page: 34


---

 Partiki, within the **Tauren**. 7. Eukatharaista Body: The Outer Light Body: 2 Eckasha-Aah

---

Page: 35


---


 inner cell of the **Tauren**. 2. What are the 6 Inner Geleziac Layers? (a)


---

Page: 50


---

 simultaneously with the **Tauren** Cycle (1st Day) which eventually births the Diad (

 Day 1: The **Tauren** births with: The YunasA (Rosetta Sun) on Day 9

 • After the **Tauren** is born at the center of the ELum-Eiradhona it goes

 is where the **Tauren** goes in to replicate its quantum. The Tauren comes back


 its quantum. The **Tauren** comes back out as itself, but also has the Diad

---

Page: 51

---


 PartikE of the **Tauren** is based on the larger structure of the ELum-Eiradhona

 Cells (the **Tauren**, Diad, Miad, Monad, AmOrA Hub Cell, Adon, Edon and Aton)

---

Page: 52

---

 Eiradhona and the **Tauren** on Day 1, after the first SEda Cycle. • Before

 (From the **Tauren**, the Diad, the Miad, the Monad, the AmOrA Hub Cell,

---

Page: 54


---


 (Birth of the **Tauren**), the Starborn Cycle (Birth of the Rosetta + Seed Atom),


---

Page: 55

---

 starts with the **Tauren** all the way up to the Diad, Miad, Monad, AmOrA

 1 with the **Tauren** Light Seed and the YunasA? (a) The Aton. (

 PartikE of the **Tauren** called? (a) The Ovum of Living Light. (b) The


---

Page: 56


---

 (a) The **Tauren**: 6; Diad: 12; Miad: 24; Monad: 48; and AmOrA Hub:

 (b) The **Tauren**: 12; Diad: 24; Miad: 48; Monad: 96; and AmOrA Hub:

 (c) The **Tauren**: 3; Diad: 6; Miad: 24; Monad: 144; and AmOrA Hub:

 (d) The **Tauren**: 3; Diad: 6; Miad: 12; Monad: 24; and AmOrA Hub:

 (c) The **Tauren**. (d) The ELum-Eiradhona. 7

---

Page: 67

---

 Body and the **Tauren** Light-Body seed. This is the start of the Takeyon cycles




---

File : [2007-11\\_LegacyOfLostTranscript.pdf](#)  
Title : Legacy of the Lost (Amsterdam workshop transcript)  
Subject : Legacy of the Lost, Freedoms of the Found, the Milky Way Mysteries, Halls of Records and the Jesus Codes  
Author : MCEO Freedom Teachings  
Keywords :

---

Page: 60



---

 learned that the **Tauren** was born and then the Tauren gave birth to the  
 and then the **Tauren** gave birth to the Diad and the Diad to the  
 is born, the **Tauren** Light Seed is born at its center. So, that is

---

Page: 63



---

 portions of the **Tauren**, and the Tauren pulses and it sparks and it makes  
 Tauren, and the **Tauren** pulses and it sparks and it makes collections of sparks

---

Page: 71



---

 "and the **Tauren** is born", yeah, but there"s a lot of things that  
 Sparks before the **Tauren** is born. And this is where ... this is the

---

Page: 110


---

 Triad, to the **Tauren**, to the birth of the Tauren. And then we learned  
 birth of the **Tauren**. And then we learned about, Copyright A"shavana & A"hzavana Deane,

---

Page: 114

---

 birth of the **Tauren**, and the whole Spirit Body forms in through this part,

---

Page: 118


---

 what becomes the **Tauren**, we will also find it as the structure of the

---

Page: 119

---

 TUr-Na and **Tauren** Living Light Seed. First, that whole structure of the REisha-

---

Page: 130



---


 38:41] The **Tauren** Light Seed-Eternal Life Ec-Ka-Sha God Seed Anyway,


---


Page: 131

---

 we have the **Tauren**-that starts to do something. It starts to do what  
 we have the **Tauren** that birthed out with the Elum-Eiradhona. The Tauren contracts,

 Elum-Eiradhona. The **Tauren** contracts, and, when it contracts, its little geleziac balls rub


 see first the **Tauren** and its three En a. And the center one is

 spheres of the **Tauren**. And then we have the center one, which is the

---

Page: 134


---

 Takeyon Cycle, the **Tauren** Cycle. And then, at that point, they all pull in


---

Page: 137

---

 of, like, the **Tauren** and the Miad and the Diad, Monad; through the Rasha

 starts, and the **Tauren** and the full Spirit Body, ELum-Eiradhona: that is when


 is when the **Tauren** is going through its first cycle. That is when the

---

Page: 167

---

 starts with the **Tauren**; the Tauren had 3 Partiki. The Diad has 6 (

 the Tauren; the **Tauren** had 3 Partiki. The Diad has 6 (Partiki)-so

---

Page: 170

---

 Pulsing of the **Tauren**-Keylona Spark Generation I have to go fast, yea ...

---

Page: 172

---


 PartikE at the **Tauren**, which actually came from the larger structure that is inherent


---

Page: 180

---

 this is the **Tauren**, and when it finishes it's Takeyon Cycle, then it would


 starting with the **Tauren**. So the Tauren would be the 1st Day of Creation.

 Tauren. So the **Tauren** would be the 1st Day of Creation. It goes through

---

Page: 181

---

 Cycle, while the **Tauren** was doing its 151 Phasing. That is the Rasha Gestation

---

Page: 183

---

 You had the **Tauren** that birthed there (Day-1) and then on Day-

---

Page: 192


---

 birthed from the **Tauren** to the Diad to the Miad to the Monad to

---

Page: 209


---

 time ago: the **Tauren**, the Aundanc, the Yunasai, the A urn, and the Breneau

---

Page: 219


---

 Cycle and the **Tauren** First Cycle that is the Gestation Cycle, and then you

---

Page: 225

---

 we"d have the **Tauren;** we"d have the Diad; the Miad and the Monad; the

---




File : [2007\\_12TribesVol1\\_scan.pdf](#)  
Title : 12 Tribes Vol 1 transcript  
Subject : scan of the 12 Tribes Volume 1 binder  
Author : MCEO Freedom Teachings  
Keywords :

---

Page: 2


---

 pg 543 The **Tauren** Light Seed- Eternal Life Ec-Ka-Sha God Seed. .

---

Page: 21


---

 DN-1 "**Tauren**," DN-2 "Soul," and DN-3 "OverSoul" identity

---

Page: 54

---

 which form the **Tauren** with the PartikE at its centre Now, remembering the structure

 here of the **Tauren** and PartikE. The PartikE phases and in phasing it create

 Partikl of the **Tauren** and the PartikE. There are 9 inner geleziac layers that


 inside of the **Tauren** and it's 3 Partikl with the PartikE centre These are


---


Page: 55

---

 first one the **Tauren**, the Tauren pulses, every time it pulses it makes sets

 the Tauren, the **Tauren** pulses, every time it pulses it makes sets ofsparks-Keylona


 started with the **Tauren** because there is something that is interesting about planets that

 sparks from the **Tauren**- progressively build quantum, they build into radiation units, core radiation

---

Page: 56

---

 1, of the **Tauren** inside the Partikl unit- those geleziac radiation layers, that is

 birth of the **Tauren** and phasing creates the key generation cycles. So inside again

---

Page: 59


---

 centre of the **Tauren** and the keys and all that This is the beginning

---

Page: 65

---

 of your little **Tauren** light seed, but it is happening literally within the entire

---

Page: 162

---

 part 2, the **Tauren**. And understanding again, really quick review of the geleziac layers,



 point of the **Tauren**-the center unit of the Tauren, so these geleziac layers,

 unit of the **Tauren**, so these geleziac layers, if you have a planet it

---

Page: 183







---

 inside of the **Tauren**, the little PartikE unit, is actually amplified outward and becomes  
 seed in the **Tauren** light seed, becomes the actual massive structure that is the

---

Page: 184








---

 that form the **Tauren** light seed. [graph] All right, the Tauren Living Light  
 All right, the **Tauren** Living Light seed was this. Now there's the first three  
 to understanding the **Tauren** which led to understanding the process of Harmonic Key Formation,  
 sparks in the **Tauren** and the center unit that forms through the interaction of  
 cell in the **Tauren** light cell. And it is the process of the Tauren,  
 process of the **Tauren**, of the three Partiki around it, pulling into, pulsing into

---

Page: 185




---

 sparks of the **Tauren**. So, the nine inner and six outer geleziac layers are  
 birth of the **Tauren** Living Light seed. That is the pattern that later becomes  
 would have the **Tauren** light seed and then the Rosetta that builds up through  
 graph] When the **Tauren** pulses, it pulls in. When it's in its expanded state,  
 ... the whole **Tauren** unit shrinks and then it pulses back out and it  
 relation to the **Tauren** light seed and its three Partiki units and its PartikE,  
 relation to the **Tauren**, that it is at the center of [graph] Next

---

Page: 186









---






 of the microcosmic **Tauren** Living Light seed and its PartikE, it is the same  
 states of the **Tauren** light seed. We have the 9, 8, 7, 6, 5,  
 of our tiny **Tauren** light seeds, these become physically manifest conditions, or parts of



---












Page: 187




---






 Light that the **Tauren** forms There are also the six outer layers that are  
 spread into the **Tauren**. Now this is speaking just in terms of the microcosmic  
 of the microcosmic **Tauren** Light Seed. When these go into the larger structures, each  
 inside of the **Tauren** that is composed of Partiki units. So, this is all part  
 went through the **Tauren**, we went through key phasing and all of that to  
 axis of the **Tauren**-that the T auren is on. And it's at that  
 that, that the **Tauren** Light Seed gives birth to the Par-TE"-KEi dark  
 inside of the **Tauren** Living Light Seed and they have a similar characteristic of-




-  replication that the **Tauren** Light Seed goes through where it goes through pulsing to
  -  pulses of the **Tauren** create how many sparks. Those sparks align together to form
  -  PartikE of a **Tauren** Light Unit-that's in the microcosm-when we take the
  -  reversal of its **Tauren** and the activation of the Threshold grids-the Threshold Metatronic
  -  so the Earth's **Tauren** Light Seed, at its core, cannot activate, but Urtha's can.
- 

-  inside of your **Tauren** Light Seed, but also large, in terms of your entire
  -  PartikE at the **Tauren**, there's all these phases that the keys then go through
- 

-  Cycle are the **Tauren**. If we look over here on this end, this is
  -  That is the **Tauren's** axis. The next one, now what happens is, first the
  -  is, first the **Tauren** is born, then the Tauren starts its contracting, which means
  -  born, then the **Tauren** starts its contracting, which means it sparks. And then expanding
  -  point, the whole **Tauren** will flash off, go return into Source, replicate in Source
  -  you had the **Tauren** had three Partiki, this one has six Partiki with the
  -  three as the **Tauren** in the center So, the three is the Divine Constant
  -  two to the **Tauren**, to Tauren's Flash Point after its Takeyon Cycle. Each one
  -  the Tauren, to **Tauren's** Flash Point after its Takeyon Cycle. Each one of these
  -  for instance the **Tauren**, which has three Partiki units and its PartikE in the
  -  It's like two **Taurens** hooked together. There are two at the center and it's
- 

-  Constant of the **Tauren** stays the same. So now you have the 6-3-
  -  out as the **Tauren** with the 45 degree shift in axis going clockwise, which
  -  So, when this **Tauren** then does its Takeyon Cycle, Takeyon Cycle One, which are
- 


-  still inside the **Tauren** at this point. The Urtha is going through this at
  -  exist around the **Tauren** and the Yunasai. Now, from here, this occurs ... this
  -  starts with your **Tauren**, but also remember that the little tiny bit of photo-
  -  PartikE inside the **Tauren** ... imagine there is this massive one of those that
  -  beyond in the **Tauren**. So these are outer structures for Urtha, as well as
-

 back to the **Tauren** and the PartikE at the center of the Tauren and  
 center of the **Tauren** and the nine inner and six outer geleziac layers of  
 inside of the **Tauren**, and at the same time think about the same structure

---

Page: 194

---

 inside of your **Tauren**, also correspond directly to what takes place inside of a

---

Page: 197

---

 inside of the **Tauren** and the geleziac layers, the 9 inner geleziac layers and

---

Page: 236

---

 inside of the **Tauren** Living Light Seed and how that is actually the template


---

Page: 268

---

 enerife, with the **Tauren** Light Seed and how that built up, ya know, to


 you from a **Tauren** all the way up to the birth of the Yunasai,

 Core to the **Tauren**, to the Core, to the Inner, to the Middle Edons

---

Page: 269

---

 center of a **Tauren**, each one of those layers is considered a Ring. Now,

---

Page: 296


---

 to the natural **Tauren** configuration where you have the three light cells that form


---

Page: 304


---


 they make the **Tauren**, alright? That's where it starts I'm not going to cover


 structure of the **Tauren**. The Tauren is the living light seed that forms from


 the Tauren. The **Tauren** is the living light seed that forms from the interactions

 inside of the **Tauren** and this thing in the center which is called the

 you remember the **Tauren** has 3 Partiki units and this is where we get

 inside of the **Tauren** that's a little tiny thing ... well, they're actually very,

 we have the **Tauren** light cell, its 3 Partiki, and its PartikE photo-generator


 thing is the **Tauren**. Here's where we begin to show you the geleziac layers.

---

Page: 305

---




 inside of the **Tauren** living light seed and that is the start of the

 that forms a **Tauren** for that level that forms this whole structure But these

---

Page: 306




---

 core of the **Tauren** and they also become, once this structure is expanded out  
 which a single **Tauren** light seed, with its little PartikE at its center, the  
 pulsing of the **Tauren** creates what is called a Takeyon cycle, a Ta-key-

---

Page: 307



---

 have a **Tauren**. It pulses 12 times and it makes 144 sparks and  
 which is the **Tauren**, which has three Partiki, not two like a vesicapisces artificial  
 Partiki phasing, to **Tauren**, to Takeyon cycles-which are spark generation cycles that allow

---

Page: 308






---

 center of the **Tauren** light unit, there's also key generation that occurs on massive  
 inside of the **Tauren**. So there's a whole bunch of graphs that eventually we'll

---

Page: 309


---

 had here the **Tauren** light seed. I'll start here and I'll end up here  
 they split.. the **Tauren**, that's the light seed we just talked about When it  
 We have the **Tauren**, we have the Diad, we have the Miad, we have  
 Partiki in the **Tauren**. Now we're up to 144. This shows the numerical progression  
 birth to the **Tauren**. So, between axis one and two, you have a Takeyon

---

Page: 310

---

 inside of the **Tauren**, which was the first little axis one thing inside of

---

Page: 312







---

 center of the **Tauren**. Now, you're looking at that and saying, somewhere in there

---

Page: 314



---

 birth of the **Tauren**. We already did that since Tenerife Then you have the  
 you have the **Tauren** cycle. It's called the Starborn cycle from the Tauren-axis  
 cycle from the **Tauren**-axis one-through axis nine, which is back to axis  
 formed from its **Tauren**, then you go through what's called the Lifeborn cycle. So,  
 birth of the **Tauren**. Then you have the Starborn cycle, where it builds up  
 down to its **Tauren**, this is expansion one here ... notice these are Kathara

---

Page: 315







---

 go from the **Tauren** to the Starborn cycle through the Lifeborn cycle. This is  
 up to the **Tauren**, the Starborn cycle up to the birth of the seed

---

Page: 316



---

 in which the **Tauren** is formed, way back at the beginning of the Starborn  
 We have the **Tauren** forming there. Now, the Tauren goes through its series from  
 there. Now, the **Tauren** goes through its series from axis one ... now zero  
 birth of the **Tauren**. That takes place between axis zero and one. When we  
 is where the **Tauren** is. This is the first Takeyon cycle. Which means each  
 occurs from the **Tauren**, up to the process of building quantum enough to where

---

Page: 324


---

 everything from the **Tauren** light seed all the way up through the creation of  
 creation of the **Tauren**, through the creation of the seed atom, through the creation

---

Page: 325


---

 Partiki in the **Tauren**, are also reflected in and in picture -that is

---

Page: 326



---

 and then the **Tauren** together. Well, there's a name for that particular unit that

---

Page: 327





---

 cycle, and the **Tauren** light seed cycle. That was actually the cycle where the  
 one, where the **Tauren** would be, and this would be Takeyon cycle one, then

---

Page: 328


---

 one where the **Tauren** is, then you have the Tauren cycle. So that would  
 you have the **Tauren** cycle. So that would be the SEda cycle, the Tauren  
 SEda cycle, the **Tauren** cycle, and the little SEda cycle that started first creation  
 triad and the **Tauren** together. In the inner layer domain, you have the RaShala

---

Page: 329




---

 core and the **Tauren** core, is going in the return home direction, as opposed

---

Page: 330



---

 center of the **Tauren** on the microcosm, we were talking about what happens during  
 pulsing of the **Tauren** through the geleziac states of the PartikE, created Alon, ShAion  
 inside of our **Taurens** and inside perhaps of our atoms But there are also

---

Page: 331



---

 that's inside your **Tauren**, then imagine this massive Par-TE"-KEi body that is  
 PartikE inside your **Tauren**, but there are also key manufacturing lines in the larger

---

Page: 341


---

 configuration, or a **Tauretype** shape, and the two that phase are known as the  
 planet Because Earth's **Tauren** is upside down at this point, and harnessed by the

---

Page: 368


---

 Partiki to its **Tauren**, all the way up to its Eukatharista Body levels and

---

Page: 392


---


 back to the **Tauren** and back to Source. So it is the beginning of

---

Page: 393

---

 with understanding the **Tauren** and understanding the Starborn cycle. And then there is something

 Source and your **Tauren** Light Seed and then you have your Eukatharista Outer Bodies

---

Page: 427

---

 birth of the **Tauren** and that starts what is called the Starborn Cycle and

---

Page: 428


---

 birth to the **Tauren** and it all eventually gives birth to the structure, the

---

Page: 429


---

 the 3-seeded **Tauren** and the other 2 groups would have a Bi-Veca

---

Page: 444

---

 to your first **Tauren** Light seed and all of that So it is really

---

Page: 447

---

 back to the **Tauren** and to Source. If you block the Prana Seed, it

---

Page: 449

---


 mechanics from the **Tauren**- upside down Tauren, the whole thing we talked about in


 Tauren- upside down **Tauren**, the whole thing we talked about in Tenerife as far

---

Page: 456

---


 center of the **Tauren** ... this is where from the 1st Partiki the Tauren

 1st Partiki the **Tauren** Light Seed is formed And we covered the Tauren Light

 we covered the **Tauren** Light Seed information in Tenerife as well I believe and

 shape of the **Tauren** Light Seed. You had the 3 E-Na"s which are

 formation of the **Tauren** that were on all those little windows on the last

 Seed of the **Tauren** is a Tri-Veca configuration made of 3 Partiki, not 21like

- 📄 inside of the **Tauren** Photo-Generator Cell and it is that Photo-Generator Cell
  - 📄 there, from the **Tauren** if we remember how the Tauren contracts and expands and
  - 📄 remember how the **Tauren** contracts and expands and when it contracts it makes Sparks
  - 📄 looking at the **Tauren** with the PartikE and what you are seeing here is
  - 📄 of the whole **Tauren** Light Seed, but here you are seeing the 9 inner
- 

Page: 457

---

- 📄 inside of the **Tauren** Light Seed. You have your 9 inner geleziac layers and
  - 📄 PartikE of a **Tauren** right This is the 9 inner layers, then layers 10,
- 

Page: 458

---

- 📄 inside of the **Tauren** Light Seed. So what you have here are, I will
  - 📄 Cycles of the **Tauren** Light Unit The reason it's important to remind you ...
  - 📄 making Sparks, the **Tauren** Light Seed generates its own quantum and at a certain
  - 📄 Body. But the **Tauren** little Light Seed creates, generates quantum. It is the Photo-
  - 📄 Point in the **Tauren** or in the center of the Tauren, in the center
  - 📄 center of the **Tauren**, in the center of the PartikE and it allows the
  - 📄 allows the entire **Tauren** to flash off, go back into Source and replicate. Its
- 

Page: 459

---

- 📄 Triad then the **Tauren** forms From the Tauren going in and replicating and then
  - 📄 forms From the **Tauren** going in and replicating and then coming back out with
  - 📄 just like the **Tauren** is a tiny little Light Seed that has the PartikE
  - 📄 PartikE inside the **Tauren**. This becomes the structure of the larger body of the
  - 📄 cycles of the **Tauren** doing its Key Cycle, reaching a Flash Point, going in,
  - 📄 you have the **Tauren** Light Seed. The Tauren expands and contracts, makes its Key
  - 📄 Light Seed. The **Tauren** expands and contracts, makes its Key Generation Cycle by making
  - 📄 form Takeyons. The **Tauren** reaches a Flash Point, goes in, completely disappears, goes back
  - 📄 out That's the **Tauren**, replicates times 2, finishes its cycle, comes back out as
- 

Page: 460

---

- 📄 one ... the **Tauren** had 3 Partiki and 1 PartikE. The Diad had 6
  - 📄 Triad to the **Tauren** all the way up through where you get to the
  - 📄 PartikE of the **Tauren** through these expansions, replication expansions, they replicate a specific way.
  - 📄 to form the **Tauren**. There is a 45o shift at the next axis and
  - 📄 So if the **Tauren's** top is pointing here, it's vertical right? The 45o going
-



Page: 461

---

- one as the **Tauren** but it would also be the 9th thing that happens
  - that of the **Tauren**, alright So it is important in what direction these things
  - Seed of the **Tauren** in the Planet that has caused so much of the
  - in which the **Tauren** Light Seed is born; then the cycling of the Tauren
  - cycling of the **Tauren** to create all the way up to the Rosetta in
- 

Page: 462

---

- center of the **Tauren** but it's BIG, alright It's much bigger. The little tiny
- 

Page: 463

---

- PartikE in the **Tauren** had Key Lines, it has Fire Chambers, 12 Fire Chambers.
  - was to the **Tauren** and the Seed atom It is the connection from the
- 

Page: 464

---

- inside of the **Tauren** but it isn't tiny, it is much bigger and it
- 

Page: 465

---

- created from the **Tauren** created the Seed atom, Partiki created the Tauren, the Tauren
  - Partiki created the **Tauren**, the Tauren created the Seed atom, Seed atom created the
  - the Tauren, the **Tauren** created the Seed atom, Seed atom created the Par-TE"-
- 

Page: 481

---

- seed atom and **Tauren** and Source First Creation point via the Core Prana Seed
- 

Page: 482

---

- atom and the **Tauren** and Source First Creation point via the Prana seed Eiron
- 

Page: 484

---

- and through the **Tauren** light seed and into the first creation point first PartikE
- 

Page: 486

---

- the light seed **Tauren** is born to the StarBorn cycle where the Rosetta and
- 

Page: 487

---


- back in the **Tauren**, alright? So, this is like a larger version of what
- cycles of the **Tauren**, you have the Prana and the Mana form from what
- information on the **Tauren** phasing and the key generation process, the little tiny process
- field around the **Tauren**, the Tauren's PartikE, there is also a Oriea field which


 the Tauren, the **Tauren's** PartikE, there is also a Oriea field which is considered

---

Page: 488

---


 center of a **Tauren**, you know, tri-veca structure you have a PartikE in

 PartikE in the **Tauren**. What you have in the center of the Prana seed

---

Page: 489

---

 back to the **Tauren**, going all the way back to Source, right, so it

---

Page: 491


---


 right through the **Tauren** and then back to Source. So, this is the outer

---

Page: 492

---

 relation to your **Tauren** light seed and all of those kind of things, alright


 and made the **Tauren**, way back at the beginning of the StarBorn cycle. So,

 that creates the **Tauren** for the outer domains, and that creates the seed atom


---

Page: 493

---

 here is the **Tauren**, here would be the Yunasai inner seed atom, here would


 and forms the **Tauren** and that leads up to the 6 Takeyon cycles plus

 and then the **Tauren** emerged, you know, and then that created this. So at

---

Page: 510

---


 light seed; your **Tauren** Light Seed and how the PartikE phased in order to

 PartikE of the **Tauren**. You have what are called Key Lines. Because that is

---

Page: 518

---

 before that the **Tauren**, which is the Core Light Seed past the Seed Atom

---

Page: 519

---

 talking about the **Tauren** Light Seed, there is a description of the type of

---

Page: 545

---

 1 Axis-1 **Tauren** Living Light Seed StarSpark- Unit T 3 PKI TKC-1





---

File : [2007\\_12TribesVol2\\_scan.pdf](#)  
Title : 12 Tribes Volume 2 transcript  
Subject : 12 Tribes Volume 2 scan of the binder  
Author : MCEO Freedom Teachings  
Keywords :

---



Page: 15

---

-  birth of the **Tauren** light seed. We go all the way to first creation
  -  that become the **Tauren** light seed, from which the rest of the outer light
  -  births out the **Tauren**. There's a whole big bunch of stuff it does from
  -  out as the **Tauren**. This is where you find out what the word Cousha
- 


Page: 43

---

-  triad forms the **Tauren** light seed. We'll see that in a minute. That is
  -  us from the **Tauren** light seed up into the formation of the first Seed
- 







Page: 44

---

-  it formed the **Tauren**, which is the process we have discussed more than once
- 





Page: 45

---

-  out as the **Tauren** light seed. Right in between there and there, there is
  -  . how the **Tauren** began to be born. That was without even showing the
  -  triad, and the **Tauren** being born. The Tauren that we spoke about was the
  -  being born. The **Tauren** that we spoke about was the Tauren light seed, and
  -  about was the **Tauren** light seed, and that is its configuration. That's three Partiki,
  -  center of the **Tauren** light seed, and the PartikE is what is called a
- 




Page: 46


---

-  second Partiki, its **Tauren**, and then after the Tauren the Starborn cycle, and then
  -  then after the **Tauren** the Starborn cycle, and then after the Starborn cycle the
  -  birth to the **Tauren** light seed with the PartikE in the center with the
  -  formation of the **Tauren** light seed and its PartikE in the center, the PartikE
- 

Page: 47

---







-  we're at the **Tauren** light seed, looking at its PartikE, a closer look at
-  is in the **Tauren**. Now, these structures are important These are all the breakdowns
-  center of the **Tauren**, the little tiny light seed. You can also look at

 Back to the **Tauren** light seed and the PartikE that would have its 151ayers

---

Page: 48


---

 is from the **Tauren** light seed, we've got the sparks building quantum, forming what  
 seed. So the **Tauren**, that had three Partiki, and one PartikE, after a whole  
 generation from the **Tauren**. Takeyon cycles ... there are numerous Takeyon cycles, and through  
 starts with the **Tauren**. The Tauren core structure goes all the way up to  
 the Tauren. The **Tauren** core structure goes all the way up to the formation  
 built from the **Tauren**. There's this whole set of stuff that happens during a

---

Page: 49





---

 cycle, where the **Tauren** has phased, and it goes through its key generation cycles,

---

Page: 50




---

 cycle of the **Tauren** in its little PartikE. But, that is the same thing  
 PartikE of the **Tauren**, and then eventually there's a flashpoint where there's so much quantum  
 Partiki of the **Tauren** ... they do it by Partiki count So, the Tauren  
 count So, the **Tauren** had three, so the next one has two sets of

---

Page: 51



---

 by which the **Tauren** is born .. the Tauren is born and it is  
 born .. the **Tauren** is born and it is born on this axis. That's  
 Kathara Grids, the **Tauren** Kathara Grid, this would be its top, this would be

---

Page: 52



---

 level was the **Tauren** cycle that was the three Partiki. We won't count the  
 out from the **Tauren**. This progressive expansion ... and it's interesting It goes from

---

Page: 54

---

 PartikE inside the **Tauren** looked like- this is the big version of it, much,  
 PartikE inside the **Tauren**. Graph [OVD-R 1 sat-3 9715 50] There

---

Page: 55



---

 version of the **Tauren**. The Prana Seed receives the energy coming from these things

---

Page: 57

---


 cycle into the **Tauren** seed which is connected to the Cousha which is connected  


directly to the **Tauren**, is connected directly to Source. And this is moving from

---

Page: 59

---

 triad, in the **Tauren** birth. That one happens in there. There's four more cycles

 it birthed our **Tauren** cycle, and that whole Starborn cycle, up to where we

---

Page: 60

---


 to spark the **Tauren** behind it What comes out is a full, what is

---

Page: 61

---

 in to the **Tauren**, the Tauren contracts all the way in to Source, and


 the Tauren, the **Tauren** contracts all the way in to Source, and they do

 right after the **Tauren**. I think it's stage five So the Monadic configuration, the

---

Page: 63

---

 body of the **Tauren** and going back from the Seed Atom all the way

---

Page: 64

---

 **Tauren** and back into the first creation point This is a

---

Page: 69


---

 you'd have the **Tauren** birthing over here, you'd have the Yunasai birthed say here.

---

Page: 79

---

 through a first **Tauren**, coming in to a core cycle but at the same

---

Page: 114


---


 birth of the **Tauren** was created. Through the Triad sparking, first, once an Atmic


 in and the **Tauren** births out, right. Well there's a whole bunch of stuff


 in, before the **Tauren** births out cause I do believe they happen simultaneously. What's going

 birth of the **Tauren**. The same process happens once for each of the Domains,

 So from the **Tauren** we learned about the Geleziac layers, the 15 Geleziac Layers

 Door, before the **Tauren** is actually birthed back out, all right. Next one please.


 graph) From the **Tauren** and the Light Body evolution, we went through the whole


 Triad to the **Tauren**, all of it went up to the Seed Atom and

---

Page: 115

---

 goes before the **Tauren** is born, this becomes a Crystal. And that is the

 Door while the **Tauren** is getting ready to be birthed out, all right? Next



inside of the **Tauren** in the first place. This is connected to something. These

---

Page: 119

---

 made before the **Tauren** Light Seed is born. And it is a thing that

---

Page: 120

---


 get to the **Tauren**, then what? Then you get that place that is where


 is where the **Tauren** and the Creation Point meet the Spiritual Body. So these

---

Page: 127

---


 birth out the **Tauren**. But hold it right there ... went back in ...

 births out the **Tauren**. Now I will try to describe this information Some of

---

Page: 128

---

 at which point **Tauren** pops out, but this is what's going on behind that,

 starts before the **Tauren** comes back out First we have the Partikl1, Partikl 2

---

Page: 129


---


 expansion, before the **Tauren** is even born out. But there are other ones that


---

Page: 131

---

 of the first **Tauren**, and it is created ... I'm not sure exactly at


 point yet the **Tauren** births out, but this stuff happens before the Tauren births

 happens before the **Tauren** births out, all right. Those 3 Partikl, uh 2 Partikl

---

Page: 134

---

 becomes later the **Tauren** that will ... that allows for Perpetual Motion and Eternal

---

Page: 135


---


 birth of the **Tauren** getting ready to happen, right? I don't know what point


---

Page: 142


---

 as where the **Tauren** is born at some point in that process as the


 and then the **Tauren** is born. I think this and the Tauren, yeah, ok

 this and the **Tauren**, yeah, ok thank you. I'm gett'n it as we go,






 all right. The **Tauren** ... as the Tauren births out after it goes through











 ... as the **Tauren** births out after it goes through the 7 Suns replications















 Body and the **Tauren** birth simultaneously, where you get the Spirit Body and the


 Cycle of the **Tauren** and all that stuff The 4, 5 and 6 Layers,



-  to the first **Tauren** and the first Ecousha Krystal. But before we can go
  -  stop at the **Tauren**, those set of 3 little Partikl together. So to drive
  -  we approach the **Tauren**, all of a sudden, we've gone so, so fast we
  -  center of the **Tauren** in order to get back into the center, where we'll
  -  PartikE, through the **Tauren**. On the other side, as we're approaching the Eye of
- 

-  creation of the **Tauren** Light Seed if we'll recall. After the Triad was created,
  -  Light Seed, the **Tauren** Light Seed from which the StarBorn Cycle emerges. Just wanted
  -  that created the **Tauren**. The reason we want you to touch base here, when
  -  planetary with the **Tauren**, is because to understand the planetary fields we need to
  -  creation of the **Tauren**, when you had the Partikl Triad set making 1, 2
  -  we had the **Tauren** and the Tauren phasing that create the Keys, the Harmonic
  -  Tauren and the **Tauren** phasing that create the Keys, the Harmonic Keys and all
  -  part of the **Tauren** Light Seed. It is that particular 15 geleziac layer structure
  -  point of the **Tauren** formation but after the Tauren goes through its StarBorn Cycle
  -  but after the **Tauren** goes through its StarBorn Cycle and gets up to the
- 


-  starting with the **Tauren**. There is another set that we'll learn about tomorrow that
-  even before the **Tauren** is born, that is where the Spiritual Body Seed is
-  PartikE of the **Tauren** ... [Ash taking off jacket] here comes the wave,
-  remember after the **Tauren** was created, the Tauren goes through phase cycles where it
-  was created, the **Tauren** goes through phase cycles where it creates Sparks that create
-  generated by the **Tauren** forming Keys, which are Sparks, the Tauren pulses, it contracts
-  are Sparks, the **Tauren** pulses, it contracts in and makes Sparks and then pulses
-  Key cycles, the **Tauren** and its content actually pop into Source. They go through
-  that formed the **Tauren**, then the access 1 that was the Zero Point access
-  finally makes the **Tauren**, it comes into formation of the Tauren, where the Triad
-  formation of the **Tauren**, where the Triad pops in and then pops back out
-  and forms the **Tauren** at this axis, so there is a 45o CW rotation
-  cycle, birthed the **Tauren**. The Tauren goes through a whole set of Key Generation
-  the Tauren. The **Tauren** goes through a whole set of Key Generation cycles and

 started with that **Tauren** and that's where we first saw the 15 geleziac layers.

---

Page: 205

---


 which is the **Tauren** is born, that brought us up to the StarBorn cycle


 of- from the **Tauren** births the Seed Atom, the Yunasai Seed Atom and the


---

Page: 206

---

 sphere in the **Tauren** Light Seed. Well, when the Yunasai gets done with its


 is if the **Tauren** was a little tiny thing, the Yunasai- now remember the

 now remember the **Tauren** was the little tiny thing in the centre of the

---

Page: 207


---

 the little tiny **Tauren**, but when you're talking about the larger RaSha Body they

---

Page: 208

---


 you have the **Tauren** creating up to where you have the Yunasai Seed Atom

---

Page: 209

---

 Triad. Before the **Tauren** forms, before that whole thing, there is a set of

 sit between the **Tauren**, which is the seed for the Light Body and Source,

---

Page: 214

---


 back into the **Tauren** for that domain, and the Tauren connects back in to


 domain, and the **Tauren** connects back in to the Creation Point for that domain-


---


Page: 231


---

 birth of the **Tauren** through the triad. Through Partiki one and Partiki two So

 we covered the **Tauren**, the birth of the Tauren most fully, and whatever was

 birth of the **Tauren** most fully, and whatever was right after that. I can't

 you get the **Tauren** light seed born and that has the, the PartikE, in


 from thefrom the **Tauren** going up to where the seed atom, the first seed

 born from the **Tauren**. And all of those together create the Yunasai, but the

---

Page: 234

---


 minute, as the **Tauren**, and a 4th time something happens where the whole thing

 this is the **Tauren**, that after it tries to make it's 4th spark, "







---

Page: 235

---

 from which the **Tauren** births. So, it's in that little imprint of the Cousha,








 and births the **Tauren**, there's something that births behind that first and that is  
 brings out the **Tauren**. Which is the Tauren light seed. That's the beginning of  
 Which is the **Tauren** light seed. That's the beginning of the light body structure,  
 all right. The **Tauren** is what is called a phase generator cell in the  
 geleziac layers. The **Tauren**, because of the polarity involved in these, these are called  
 I have the **Tauren** showing tiny there? No. I don't have it in contraction

---

Page: 236


---

 creation of the **Tauren** light seed back in Tenerife We had the 15 geleziac  
 part of the **Tauren**. They exist within the Tauren here, all right. So, this  
 exist within the **Tauren** here, all right. So, this area here would be the  
 units of the **Tauren**. Now, the Tauren is a specific quantum. Each one of  
 Tauren. Now, the **Tauren** is a specific quantum. Each one of these sparks or

---

Page: 237









---

 talked about the **Tauren**, right. That's just The MCEO Freedom Teachings® Series Presented

---

Page: 238






---

 version of the **Tauren** and we're giving you a larger version of the PartikE  
 inside of the **Tauren**, all right, so that, this here is actually that little  
 inside of the **Tauren** light unit What this is just, this whole sequence is  
 you have your **Tauren**. When the Tauren pulls together, the three E-Na pull  
 Tauren. When the **Tauren** pulls together, the three E-Na pull together and spark,  
 they call the **Tauren** a photo generator cell because this quantum that is happening  
 structure of the **Tauren** that allows for the contraction where sparks happen, and then  
 expansions of the **Tauren**, all right? Now those 12 sparks, once, this is the

---

Page: 239



---

 sparking of the **Tauren** and self generation by friction and compression and expansion of  
 expands from the **Tauren**. By which the Tauren starts, the triad forms the Tauren  
 By which the **Tauren** starts, the triad forms the Tauren and the Tauren, through  
 triad forms the **Tauren** and the Tauren, through its pulsing and spark generation creates  
 Tauren and the **Tauren**, through its pulsing and spark generation creates takeyon cycles by







---





Page: 240







---




 form around the **Tauren** and all sorts of things which is very detailed stuff  
 be it the **Tauren**, lets say, it all goes in and replicates times 2,


---




-  to form the **Tauren**, and then right in between here and here is where
  -  there, creates, births **Tauren**. **Tauren** starts its pulse phasing where it generates sparks and
  -  pulls in, the **Tauren** pulls in and comes back out It comes back out
  -  So, when the **Tauren** replicates, it comes back out and it has itself with
  -  three of the **Tauren** always stays in the middle. This would be the three
  -  triad creating the **Tauren**. That creates the diad, that creates the miad, that creates
- 


-  core where the **Tauren** was the first seed of the core, out to the
  -  seed cycle the **Tauren** was born on this axis. So, axis 1 would be
  -  would be the **Tauren** axis. And it went from being this size to the
  -  size to the **Tauren** being this size. This is showing the same thing you
- 


-  starting with the **Tauren**, it does keep going through pulse cycles and it will
  -  dealing with the **Tauren** and how the Tauren, through its pulsing and generating sparks
  -  and how the **Tauren**, through its pulsing and generating sparks creates progressive replications of
  -  we had the **Tauren**, this would be access one, the Tauren. Here would be
  -  access one, the **Tauren**. Here would be the access of the diad, the miad,
  -  cycle of the **Tauren**, and then the takeyon cycle of the diad, so takeyon
- 

-  That's where the **Tauren** was born and that's the cycle of the Tauren. Then
  -  cycle of the **Tauren**. Then this would be where the diad's formed, the cycle
  -  of expansion from **Tauren** all the way up to the final phase when you
- 

-  formation of the **Tauren**, and that has an opposite polarity. That has the negative
- 

-  inside of the **Tauren**, actually becomes the large structure of the larger body at
  -  birth of the **Tauren**. You had the Starborn cycle that took you up to
  -  center of the **Tauren**. The MCEO Freedom Teachings® Series Presented by Adashi MCEO
- 


-  center of the **Tauren**, and these become important because it is these three sets


 back to the **Tauren** and back to Source. So, there is a Prana exchange


---

Page: 249

---

 and to the **Tauren** behind that, and back into Source. So, we'll talk about


 in the little **Tauren**, but now they're in large krystals, in sets of 121arge

 form between the **Tauren** and the triad. So, anyway, back to RaSha body- RaSha

---

Page: 250

---

 in to the **Tauren** and all those kind of things. The Prana seed, and

 starting with the **Tauren**, right, with its contraction and expansion, contraction and expansion, begins

---

Page: 251

---


 level in the **Tauren**, all the way up through the seed atom to actually

 we have the **Tauren** going up into building the seed atom. And the first

---

Page: 252


---


 lead to the **Tauren** the creation point door, all right And that's what like

---

Page: 255

---


 down to the **Tauren**, the Tauren sends it back into the spirit body that

 the Tauren, the **Tauren** sends it back into the spirit body that we didn't


---

Page: 256

---

 back into the **Tauren**, and the Tauren pulls back into Source, so everybody takes

 Tauren, and the **Tauren** pulls back into Source, so everybody takes a step back


 in, when the **Tauren** did its phase cycle, went from the Tauren, the diad,


 went from the **Tauren**, the diad, the miad and the Monad. That first configuration

---

Page: 258

---

 PartikE inside the **Tauren**, where you had the density levels broken down where density

 thing inside the **Tauren**. The MCEO Freedom Teachings® Series Presented by Adashi MCEO

---

Page: 265


---

 there at the **Tauren** and births all the way up through the Control, which

---

Page: 267


---

 beginnings of the **Tauren** and the First Partikl. .. next one. [graph] [

---

Page: 268

---

 right, where the **Tauren** is born and all that stuff, this would be the

---

Page: 270

---


 Body before the **Tauren** Light Seed is fully born, that they ... leave it

---

Page: 278

---

 manifestation of the **Tauren**, but after the first triad is formed and begins its


 We know the **Tauren** is the light body, so I'm still in the space

---

Page: 279

---


 eventually form the **Tauren**, etc All right, so we get that far There's a


 ball on the **Tauren**, on that diagram that we've seen. Ow. For some reason

---

Page: 280

---


 point that the **Tauren** light body is also born, or the Tauren of the


 born, or the **Tauren** of the light body is also born. The MCEO Freedom


---

Page: 282

---

 but before the **Tauren** is born. So, we basically have the power of 1-

 and before the **Tauren** is born. There are a set of- once the original


 of which the **Tauren** is born. In this first thing would be the Cousha

---

Page: 286

---

 literally before the **Tauren** is born, before the light body structure is born and

 is where the **Tauren** light seed is born. So, first we were going, they'll

---

Page: 288

---

 first, behind the **Tauren** in the creation point, and opening them, and they will

 get to the **Tauren** and the Starborn cycle and all of that, and the

---

Page: 290


---

 have the incarnate **Tauren** self down here in density one, and then if you're


---

Page: 300

---

 is born, the **Tauren** is born over here. So, this one would actually be

 behind where the **Tauren** is born. If the next thing that gets born is


 light body- the **Tauren** ... I'm still stumbling with this stuff I do believe

 is behind the **Tauren**. There would be another one here, where we're transferring from

---

Page: 332

---

 Body, or the **Tauren**, is born. And from there the Light Body structure is

---

Page: 336


---

 starting with the **Tauren**. But it sequenced the information together very, very well so


---


Page: 337


---

 things about the **Tauren**. We introduced the Tauren Living Light Seed in the Tenerife

 We introduced the **Tauren** Living Light Seed in the Tenerife workshop in February of 2006,


 this was the **Tauren** Light Seed, and it's actually quite small. Well, it depends

 that created the **Tauren**. There's a whole bunch of things called the SEd a

 birth of the **Tauren** before the whole Light Body Starborn Cycle occurred. So I

 talked about the **Tauren** before, particularly if you want to look, if you haven't

 learned about the **Tauren** Living Light Seed with its three Ena, which are Partikl.


 sparks of the **Tauren** Light Seed. But the most important part when we're going


 talked about the **Tauren**. Because we have the three Partikl, but in the center


---

Page: 338

---

 learned about the **Tauren** that we're just learning about now. But these geleziac layers,

 inside of the **Tauren**. Well, if you took these three balls away and just


 start with the **Tauren** to remind you of where we first saw these 15


 of the first **Tauren** from the first Partikl1 and Partikl 2 sparking, the building


---

Page: 339


---


 structure of the **Tauren** started, but to this whole massive structure of what is

 part of the **Tauren** and looking at this would be the same thing. We

 inside of the **Tauren**. And the thing about PartikE and Par-TE"-Kei, which

 sparking. When the **Tauren** we've talked about before-the Tauren little light unit-it

 about before-the **Tauren** little light unit-it contracts and pulls in toward the

 does inside the **Tauren**, but they do it on a massive level. If we

---

Page: 340


---

 inside of the **Tauren**, the same structure applies to these larger fields in our


---

Page: 341

---

 about with the **Tauren** Light Cell and how it contracts, and that's what it


 center of the **Tauren** and that's what creates, it's the pulsing of the Tauren


 pulsing of the **Tauren** that creates the sparks that build to form Keys that


---


Page: 342

---

 eventually having a **Tauren** and a Light Body. We are in the process now

 PartikE in the **Tauren**. Next one please. Uh-Oh, here comes a wave. I'm


 here was the **Tauren** and that's its axis, right. And that's the size of


 size of the **Tauren** and the process of Harmonic Key Generation and then Keys


---


Page: 343


---


 birth to the **Tauren** with it's first Photo-generator Cell and then the Tauren


 and then the **Tauren** did a times two replication, created the Diad, where the


 Diad, where the **Tauren** had three Partikl and one PartikE. Now they go on


 Light Cell, the **Tauren**, progressively expands quantum and size, and grows to become what

 Cycle, and the **Tauren** was a part of the Core Domain Cycle. There are

 right here your **Tauren** Light Unit at this axis, with it's top here, that

 you have the **Tauren** here, then the cycle of the Tauren pulsing would be


 cycle of the **Tauren** pulsing would be here so that's Takeyon Cycle 1. At


 Cycle 1 the **Tauren** pulls in and does a times 2 replication, comes back


---


Page: 344

---

 Light Seed, the **Tauren** Light Seed and this is where the Spiritual Body is

 sparks, and the **Tauren** was born. We jumped over the SEda Cycle because it


 would be the **Tauren** Cycle, second one would be the Diad, third would be


 here before the **Tauren** was born. And when the Light Body expands all the

---

Page: 345

---


 would be the **Tauren** all doing this at the same time? Ash Not exactly.


 out as the **Tauren** Light Unit. So that was the one little thing that


---

Page: 346

---

 about how the **Tauren** worked and how it generated sparks specifically and how much


 center of the **Tauren**, that 15 geleziac layer thing. So that has the 12


 that when the **Tauren** squeezes in and rubs against the 15 geleziac layers, it


---


Page: 347


---

 Yeah. Once that **Tauren** hits its Flash Point because it generated enough it goes

 Is it the **Tauren**? Is it the PartikE inside the Tauren? Not sure. This

 PartikE inside the **Tauren**? Not sure. This has to do with Spirit Body anatomy

 Triad formed the **Tauren**, and then we had the Starborn Cycle, but in between

 different-from the **Tauren** to the Diad to the Miad to the Monad-they're

---

Page: 348

---

- forms Before the **Tauren** is born the entire Spirit Body is born and right
  - when the little **Tauren** Light Body births at its center and that's when the
- 

Page: 349

---

- Partikl1 to the **Tauren** yet, because we're going to get there. That's where we
  - they form the **Tauren** but we'll get there. But that would be the SEda
  - Then, from the **Tauren**, where the Tauren is born at Axis 1, remember the
  - Tauren, where the **Tauren** is born at Axis 1, remember the Axis 1 with
- 

Page: 351

---

- inside of the **Tauren** is now the ParTE"-Kei, which is a huge light
- 

Page: 371

---

- got, say the **Tauren** Light Seed was birthed here- this is without even getting
  - goes from its **Tauren** to its Seed Atom and goes through into its Eyugha
- 

Page: 372

---

- birth of the **Tauren**. And it gets really neat, because at that point when
- 

Page: 380

---

- that's where the **Tauren** would be born, and then you'd have the Diad and
  - birth of the **Tauren** there's other things that happen. If we go back to
- 

Page: 381

---

- you have a **Tauren** and that leads to a Seed Atom and that leads
  - Birth of the **Tauren** on axis-1 and that starts the 1st Takeyon Cycle.
- 

Page: 382

---

- Birth of the **Tauren**, so that we'd at least get the concept of Light
- 

Page: 385

---

- later when the **Tauren** gets born, and they become the 3 ENA Partikl Sparks
  - Sparks in the **Tauren**. But before any of that happens, these 3 where we
- 

Page: 389

---

- stages from the **Tauren** to the Diad to the Miad to the Monad. And
  - because remember the **Tauren** is not even born yet on the Light Body side
- 

Page: 394

---

 PartikE in the **Tauren** Light Seed. The AmourA Body begins its journey from manifest-

---

Page: 397

---

 Body. Before the **Tauren** is born, the Spirit Seed Atom forms This gets interesting

---

Page: 400


---


 is before the **Tauren** was ever born or any of that And that is


---


Page: 404


---

 the center the **Tauren** is born, so the Tauren births as this births. And

 born, so the **Tauren** births as this births. And the Tauren is like a

 births. And the **Tauren** is like a tiny little spark of this Massive Entity


 you"d have the **Tauren** in the Center. But this is the Big One, the

 started with the **Tauren** a long time ago before there was a lot more

---

Page: 405

---

 understanding of- from **Tauren** Light Body through the Rasha Body and what that does,

---

Page: 407

---

 birth of the **Tauren** and then the Light Body Structure. I want to go

---

Page: 408


---


 and then the **Tauren** grows and then the Light Body grows from that, and

---


Page: 411

---

 and the little **Tauren** births at the center, then there"s little cycles of the

 be a little **Tauren** Light Seed born and from that will be a Light

 one where the **Tauren** is born on axis# 1, that is the axis that

 and the little **Tauren** Light Seed birth out at the same time. And that

---

Page: 467

---

 point where the **Tauren** Light Seed is first born which is right at the

 forms around the **Tauren**, where the Tauren would be a tiny little thing inside


 Tauren, where the **Tauren** would be a tiny little thing inside of it So

---

Page: 520

---

 to birth of **Tauren** Living Light Seed Tauren Axis-1 to Axis" 1/9"

 Living Light Seed **Tauren** Axis-1 to Axis" 1/9" to birth of Rosetta

---

Page: 521





Spirit Body & **Tauren**-3 Light Seed EtorA Axis-2 birth point ~ Diad-


---

File : [2007\\_12TribesVol3\\_scan.pdf](#)  
Title : 12 Tribes Volume 3 transcript  
Subject : 12 Tribes Vol Binder scan  
Author : MCEO Freedom Teachings  
Keywords :

---

Page: 228


---

 the identity; the **Tauren** in Density 1, the Soul in Density 2, the Oversoul

---

Page: 232


---

 Dn-1 "**Tauren**," Dn-2 "Soul" and Dn-3 "Over-Soul"

---

Page: 242

---

 birth to the **Tauren** Light Seed from which the Light Body structure starts to




---

File : [2008-01\\_EngagingLoadOutWorkshopTranscript\\_scan.pdf](#)  
Title : Engaging the Load Out (workshop transcript)  
Subject : Full transcript for FOL "08 workshop  
Author : MCEO Freedom Teachings  
Keywords :

---

Page: 7


---

 grows from the **Tauren** out through the Diad, the Miad, the Monad, and all  
 born. And the **Tauren** is born at the center of the ELum-Eiradhona and  
 Eiradhona and the **Tauren** is the first light unit from which the Light Body

---

Page: 34


---

 in from the **Tauren**. So, all of this fits together, and it comes out

---

Page: 53

---

 things from the **Tauren** all the way up to the Yunasai, to the Big




---

File : [2008-08\\_Sliders1\\_scan.pdf](#)  
Title : Sliders 1 - Supplement  
Subject : Emerging from Darkness, Preparing the Mind for Slide Introductory Atmic Body Training  
Author : MCEO Freedom Teachings  
Keywords :

---




Page: 2

---

-  Spirit Body and **Tauren** Light-Body Seed, within the Aah-Jha Body capsule. From
  -  Rasha Body and **Tauren** Light Body Seed and the physical-chemical structures of the
  -  born from the **Tauren** LightBody Seed (about 38.5 weeks), but the Light Body
- 


Page: 4

---

-  encryption), opening the **Taurenic** Passage between the Fetal Body and Core Light Body Tauren,
  -  Core Light Body **Tauren**, as the "H"-Stream engages translation into the 6
  -  Light Body Core **Tauren** Seed, then passing into the AJ Body Rash a Seed,
- 

Page: 6

---


-  ka Conversion (**Tauren** Phasing) within the "p/p/s" Core Light Body
-

File : [2008\\_AttitudesAndResponsibilitiesMastery\\_scan.pdf](#)  
Title : Attitudes & Responsibilities of Mastery - Handbook  
Subject : Mastering Enlightenment  
Author : MCEO Freedom Teachings - Ashayana Deane  
Keywords :

---

Page: 21


---

 we prepare our **Tauren** to purge out anything that is not of the Original

---

Page: 40

---

 of purging our **Tauren** body, do we need to know where all the emotional


---

File : [2008\\_SacredPSONNsInvocationsARofMastery\\_scan.pdf](#)  
Title : Sacred PSOINN Book  
Subject : PSONNs Invocations and A&Rs  
Author : MCEO Freedom Teachings - A"shayana Deane  
Keywords :

---

Page: 42


---

 Cycle Initiation Technique; **Tauren** Light-Seed Activation Part-2 Opening the Diamond Door;  
April,


---

Page: 43

---

 Cycle Initiation Technique; **Tauren** Light-Seed Activation Part-2 Opening the Diamond Door;  
April,


---

 Cycle Initiation Technique; **Tauren** Light-Seed Activation Part-2 Opening the Diamond Door;  
April,

---

Page: 44

---

 Cycle Initiation Technique; **Tauren** Light-Seed Activation Part-2 Opening the Diamond Door;  
April,


---

File : [2009-04\\_DrumsOfAquaferion\\_scan.pdf](#)  
Title : Drums of Aquaferion - Handbook  
Subject : Doorways Through Time and the Drums of Aquaferion Circle of Life Drum  
Circle Celebration  
Author : MCEO Freedom Teachings - Ashayana Deane  
Keywords :

---

Page: 15

---

 WARNING. Earth core-**Tauren**-Rebirth due to Thetans/Red Dragons" act. ofThreshold  
Complex via

 Demon-Seed" Earth"s **Tauren** Reversal. 5/2006 "H-Zones Go Red" as H-


---

File : [2010-01\\_ElementsOfDiscovery\\_scan.pdf](#)  
Title : The Elements of Discovery - Handbook  
Subject : 15 Dimensional Anatomy, Exploring the God Worlds, Cosmic Clock, Gifts of the KRYSTHL River Prayer  
Author : MCEO Freedom Teachings - Kathara Team  
Keywords :

---

Page: 53

---

 creation within the **Tauren** Light Unit this opening is called the Creation Point or

---

Page: 72

---

 releases from the **Tauren** Living Light Seed. This releases the Four Winds of Creation:

---




File : [2010-01\\_FOL10Diary\\_scan.pdf](#)  
Title : FOL "10 - Diary  
Subject : AmorAea KRYSTHL Temples, the Monadic Passage & Galactic Spiral  
Alignments, Aquafereion Shield Stardust Blue Transharmonic AmorAea  
Merkaba Activation 1 - Workshop Diary  
Author : MCEO Freedom Teachings  
Keywords :

---

Page: 4

---

 the TRIAD, the **Tauren-** and the birth of the Elum Eiradhona Spirit Body, then

---

File : [2010-01\\_FOL10\\_scan.pdf](#)  
Title : FOL 2010 - Handbook  
Subject : AmorAea KRYSTHL Temples, the Monadic Passage, and Galactic Spiral  
Alignments Aquafereion Shield Stardust Blue Transharmonic AmorAea  
Merkaba Activation 1  
Author : MCEO Freedom Teachings - Ashayana Deane  
Keywords :

---

Page: 1


---

 power" expansion cycle: **Tauren**-1 Diad-2 Miad-3 Monad-4 AmorAea-5 Adon-

---

Page: 5


---

 1 R-1 **Tauren**-3 and ElumEir-adhona & R-2 Yunasai birth &

---

Page: 6

---

 adhona & R-**1Tauren** & R-2 Yunasai birth Afler Round-2 AdorA 45"

---

Page: 8

---

 Elum"Eir-adhona & **Tauren** Light Seed at end of Octate-3 SEda Cycle. ElorA



---

File : [2010-04\\_CamelotInterview\\_scan.pdf](#)  
Title : Camelot Interview - Handbook  
Subject : Diagram pack for Camelot Interview  
Author : MCEO Freedom Teachings - Ashayana Deane  
Keywords :

---

Page: 68

---


-  to birth of **Tauren** Living Light Seed Tauren Axis-1 to Axis "1/
  -  Living Light Seed **Tauren** Axis-1 to Axis "1/9" to birth of
-


File : [2010-08\\_Sliders8\\_scan.pdf](#)  
Title : Sliders 8 - Handbook  
Subject : Awake, Aware, and ALIVE in the Lands of Aah, The Sea of Ah-Yah, Eternal Stream of Ah-Yah-YA the Covenant of Ah-Yah-Rhu and Eternal Dream Fields of the ONE, Preparing the Body for Slide - Advanced Level  
Author : MCEO Freedom Teachings  
Keywords :

---

Page: 6

---


 WARNING, Earth Core-**Tauren**-Rebirth due to Thetans/Red Dragons activation of Threshold Complex

 Seed|| Earth's **Tauren** Reversal. (Corresponding MCEO Travel workshop: —Testaments-of-Outrageous

---

Page: 9


---


 by which the **Tauren** Light Seed Phases, and the Rashala Body engages Takeyon Harmonic

---

Page: 11

---

 birth of the **Tauren** Living Light Seed, both of which phenomena occur after the


 Phasing of the **Tauren**||/spark-generation produces a progressively building self-generated quantum of

 Spirit Body, the **Tauren** Light Seed engages the —Big Bang||/ Diad-Generator-Cell

---

Page: 18

---

 SEda Cycle Pre-**Tauren** Creation Sequence (through which the ELUm-Eir<sup>1</sup>-adhonna Spirit

---

Page: 45

---

 to birth of **Tauren** Living Light Seed Tauren Axis-1 to Axis —1/

 Living Light Seed **Tauren** Axis-1 to Axis —1/9|| to birth of

---

File : [2011-04\\_ShA-DahL-UUN13Virtues\\_scan.pdf](#)  
Title : ShA-DhaL-UUN 13 Virtues - Handbook  
Subject : The ShA-DhaL-UUN Rite, 13 Virtues and the Shores of Ah-MA-ya-san,  
Planetary Mirror in the Sky Activation 1  
Author : MCEO Freedom Teachings - Ashayana Deane  
Keywords :

---

Page: 41

---



Incarnate Identity· **Taurenic** Body (Subconscious, Instinctual & Reasoning Minds) 2. Alphi  
Hova

---

File : [2011-05\\_Sliders10\\_scan.pdf](#)  
Title : Sliders 10 - Handbook  
Subject : Return of the Sacred Butterfly, Te, Chi, & the DhA-Ya-Tei, Ultimate Desire, DhA-Ya-fication of the Vessel, Eternal Identity & the Adept Mind  
Author : MCEO Freedom Teachings  
Keywords :

---

Page: 2

---

 Gestation Cycle- The **Tauren** Cycle Axis 1 to Axis 2 23 ZhEon- The Birth

---

Page: 22


---

 Spirit Body & **Tauren**-3 Light Seed ElorA Axis light crystallizes to matter ®

---

Page: 24


---

 Qycle -The **Tauren** Cycle Light Body & Rash a Body. Gestation cont1nues Cycles

---

Page: 30


---

 layers-3 & **Tauren**, until Birthday 8 entry into TFY-2 Cycle. At BD-

---

Page: 41

---

 HU1 Incarnate Identity- **Taurenic** Body (Subconscious, Instinctual & Reasoning Minds) 2.  
Alphi Hova

---

File : [2011-08\\_Sliders11\\_scan.pdf](#)  
Title : Sliders 11 - Handbook  
Subject : Time Tan-Tri-A-Jha Doorways and the Silver Seed Temple, Pods of  
Creation, Sa-MA-ya Water Command and Mirror in the Sky Activation Level-  
3 (Physical Body Adept Training)  
Author : MCEO Freedom Teachings  
Keywords :

---

Page: 14

---

 Spirit Body & **Tauren**-3 Light Seed ElorA Axis AX-5 AmorA-48 &


---

File : [2012-01\\_Sliders12Pt1\\_scan.pdf](#)  
Title : Sliders 12 Part 1 - Handbook  
Subject : Externalization of the KRYST, Secrets of the Tan-Tri-A"Jha, The 7 Suns of Cos-MA-yah, Keys of Aden, Budding of the Lotus Seed and Plasma Body Initiation  
Author : MCEO Freedom Teachings  
Keywords :

---

Page: 40

---

 HU1 Incarnate Identity- **Taurenic** Body (Subconscious, Instinctual & Reasoning Minds) 2.  
Alphi Hova

---



File : [2013-08\\_ShiftMasterHostMasterEarthCYNC\\_scan.pdf](#)  
Title : Introduction to ShiftMasters, HostMasters & the EarthCYNC Celebration - Handbook  
Subject :  
Author : ARhAyas Productions - E"Asha Ashayana  
Keywords :

---

Page: 79

---



HU1Incamate Identity - **Taurenic** Body (Subconscious, Instinctual & Reasoning Minds) 2. AI phi

---

File : [2013-12\\_SecretsOfEFFI\\_Handbook\\_scan.pdf](#)  
Title : Secrets if the EFFI - Handbook  
Subject : Shiftmasters Course 1 - The hidden powers of Consciousness, Concave & Convex reality Cave dwellers, the Ancient Sncestral code & the Cloak of ARI-YON"ah  
Author : ARhAyas Productions - E"Asha Ashayana  
Keywords :

---

Page: 9

---

 to birth of **Tauren** Living Light Seed Tauren Axis-1 to Axis "1/

 Living Light Seed **Tauren** Axis-1 to Axis "1/9" to birth of

---

Page: 40

---

 Ic• Conversion (**Tauren** Phasing) within the "pipit" Core Light Body The Ei"r=

---

File : [2013\\_04\\_ELAiSaAwakening\\_Handbook\\_scan.pdf](#)  
Title : E-LAi-Sa Awakening - Handbook  
Subject : The Indelible KRYST Code & Chismatic Self-Healing Level 1  
Author : ARhAyas Productions - E"Asha Ashayana  
Keywords :

---

Page: 53

---

 ka Conversion (**Tauren** Phasing) with in the " p/p/s" Core Light


---

File : [2014-04\\_ShiftMasters1\\_scan.pdf](#)  
Title : Tan-Tri-Ahura Teachings™ ShiftMasters™ Course-1  
Subject :  
Author : (C)2014 E"Asha Ashayana  
Keywords :

---

Page: 32


---

 Ica Conversion (**Tauren** Phasing) within the "plp/1" Core Light Body The

---

Page: 59


---

 HU1Incamate Identity - **Taurenic** Body (Subconscious, Instinctual & Reasoning Minds) 2. AI  
phi

---

Page: 96

---

 HU1Incamate Identity - **Taurenic** Body (Subconscious, Instinctual & Reasoning Minds) 2. AI  
phi

---

File : [2016-03\\_KDDL2\\_scan.pdf](#)  
Title : Arhayas Productions KDDL2 Hand Book  
Subject :  
Author : (C)2015 E"Asha A. Arhayas  
Keywords :

---

Page: 226

---

 Spirit Body & **Tauren**-3 light Seed ElorA Axis Rasha Cycle E-luman-yana

---

File : [KeylonticDictionary.pdf](#)  
Title : Keylontic Dictionary  
Subject : KS Dictionary  
Author : MCEO Freedom Teachings  
Keywords :

---

Page: 17

---

 Veca System. The **Tauren** was shattered by~ Tbetans and the Dtmoo Sttd was flfSt

---

Page: 75


---

 its own. The **Tauren** was shanered by the .IIK.Iani and the Dt

---

Page: 122

---


 I.IDderslandlllg the **Tauren** we can understand th~ C..lu zic staff"s. (ll=


 rwt of the **Tauren**. - Aprnll006\\"-)

---

Page: 289

---

 Solar and Planetary **Taurens** and Density-I Shields. Actintion of.all corresponding components of

 Light-Body, Shields, **Tauren-Liv-ing-Light-Seed**, and the KEYS and T aki:


 Light-Body, Shields, **Tauren-Living-Lght-Sttd**, and the K~'s

---

Page: 302

---

 .:..J lietillfY **Tauren** References Voyaoers I Festrval of t4lt · UK 2006 Denver,

 Page T-3 **Tauren** There are twelve uienbty packages ""idun the Soul Matrix.

---

Page: 303

---

 By underSlaOdulg tbe **Tauren** we can undetsund sometlung whtch 1s caUN We Geleaz~ac

 Unit of the **Tauren**. Tbe TAUR.EX Lf\''1:\C SEED is also kno"

---

Page: 324

---

 ng non-twisted **Tauren** to go through a TaKEYon cycle Earth has too much

 of a twisted **Tauren** to anchor tht" Asnudiu& Crystal Spiral and will mstud anchor

---