

Search Results

Summary


Searched for : **flame**
In index(es) : **H:\KS_Scan_Library\MasterIndex.pdx**
Results : **96** document(s) with **4166** instance(s)
Saved on : **7/10/2017 12:29:04 PM**

File : [1999-07_AncientRightsPassage_Handbook_scan.pdf](#)
Title : The Ancient Rites of Passage - Handbook
Subject : Personal Healing Through Planetary Service
Author : MCEO Freedom Teachings - Anna Hayes Gruber
Keywords :

Page: 1

 Indigo Children, Placeholders, **FlameKeepers**, Key-holders, and the Living Light Network, *
The Amethyst

Page: 6

 Indigo Children, Placeholders, **Flamekeepers**, Key-holders, and the Living Light Network, *
The Amethyst

Page: 8

 Indigo Children, Placeholders, **Flame**-keepers, Key-holders, Melchizedeks and joining the
Councils of Light.

Page: 29


 RJ"shic Body) **flame** a fire (Hishic Record) 5. Hedronic Body 13-14-

Page: 37



 Avatars, Indigo Children, **Flame**-holders, Flamekeepers, Key-holders. Chart 6C, 60 • Joining
the

 Children, Flame-holders, **Flamekeepers**, Key-holders. Chart 6C, 60 • Joining the Councils of


Page: 39

 XXI,OOOYA Blue **Flame** of Ameoti: Earth"s pcrtion of TNa"s mcrphogene!X: field. stcred








Page: 41

 of the Uving **Flame**- Connecting to the God-Self TransmiSsion by Sasha of the
 OF THE LIVING **FLAME**-Thyroid Shield of Orion, Re,-connecting to the Seed of

Page: 44

 of the Living **Flame** and it contains within it the potential to regenerate the



Page: 45

 of the Living **Flame** exists within the human bio-energetic field structure as a
 of the Living **Flame** the process of reconstructing the connection to the original Stream
 of the Living **Flame**, which connects the human to the Seed of Consciousness beyond
 of the Living **Flame** can be brought into activation through specific techniques of Key!
 of the Living **Flame** is known as the Shield of Orion- the Gaian Shield.
 of the Living **Flame**- within the physical body, DNA and embodied human consciousness.
Activation
 of the Living **Flame** -will imbue the human morphogenetic field with the correct








Page: 47

 of the Living **Flame"**- Optical-Thyroid Solar Activation ©Anna Hayes Gruber 6/1999

Page: 49

 of the Living **Flame**- within the Thyroid Gland. When the morphogenetic field has drawn
 of the Living **Flame**- the Shield of Orion- the minute scalar standing wave pattern

Page: 55

 of world service. **Flame**-holders: Individuals born of the Orange-gold, Blue or Violet
 Blue or Violet **Flame** Soul/Over-Soul groups from HU-3 and above, who
 frequency to the **Flame** Keepers, so together they serve as a living light network
 in Ascension Cycles. **Flame**- Keepers: Individuals born of the above Soul/Over-Soul Groups
 During Ascension Cycles **Flame**-keepers hold vast amounts of frequency within their bodies,
serving
 They,like the **Flame**-holders, serve as Host Matrices, their energy fields carrying others
 members of the **Flame**-keepers groups who possess very specific gene configurations that
allow

File : [1999-09_EvolutionaryPathClass_scan.pdf](#)


Title : Evolutionary Path Class

Subject : Questions and Answers


Author : MCEO Freedom Teachings

Keywords :


Page: 60

 part of the **Flame** Body Activation and Shadow Body Healing series. See: [http :](#)


Page: 70

 part of the **Flame** Body Activation and Shadow Body Healing series. See: [http :](#)


Page: 84

 coding. Vocabulary 1. **Flame** groups: Soul groups that reincarnate together, particularly in Stellar Activation


Page: 85


 kind of eternal **flames** are there? (a) The gold flames, the lilac flames


 a) The gold **flames**, the lilac flames and the blue flames (b) The

 flames, the lilac **flames** and the blue flames (b) The pink flames, the


 and the blue **flames** (b) The pink flames, the yellow flames and the

 b) The pink **flames**, the yellow flames and the purple flames (c) The

 flames, the yellow **flames** and the purple flames (c) The gold flames, the


 and the purple **flames** (c) The gold flames, the violet flames and the

 c) The gold **flames**, the violet flames and the blue flames (d) Only

 flames, the violet **flames** and the blue flames (d) Only white flames 6.


 and the blue **flames** (d) Only white flames 6. What groups does Ashayana

 d) Only white **flames** 6. What groups does Ashayana speak of! (a) Flameholders,


 of! (a) **Flameholders**, **Flamekeepers** and Flamegroups (b) Flame burners and Flamegroups
(

 Flameholders, Flamekeepers and **Flamegroups** (b) Flame burners and Flamegroups (c) Flame
fires


 Flamegroups (b) **Flame** burners and Flamegroups (c) Flame fires and Flame groups

 Flame burners and **Flamegroups** (c) Flame fires and Flame groups (d) Fire

 Flamegroups (c) **Flame** fires and Flame groups (d) Fire burners and Flame

 Flame fires and **Flame** groups (d) Fire burners and Flame groups 3

 Fire burners and **Flame** groups 3

 color of the **Flamegroup** represent? (a) The frequencies that you are grounding. (


File : [1999-12_Kathara1_scan.pdf](#)
Title : Kathara 1 - Manual
Subject : Introduction to Kathara Bio-regenesis technologies, Color, Symbol, Sound and Bio-regenesis
Author : MCEO Freedom Teachings
Keywords :

Page: 29


 5 Wave pattern **flame** or fire body ANTE-Matter Partika Anti-matter 1. Partiki


Page: 121

 of a Blue **Flame** (like a gas stove flame) deep inside the body


 a gas stove **flame**) deep inside the body behind the Navel. Gently massage the

 envisioning the Blue **Flame**. 2. Stop massage and visualize a Sphere of White Light

 within the Blue **Flame** behind the Navel. Place your attention within the White Sphere

 through the Blue **Flame** and the 51h Kathara Center at the Navel. You will

Page: 123

 Navel, see Blue **Flame** in body behind Navel. Massage Navel with finger tips. 2.

 Sphere in Blue **Flame** at Navel. Imagine yourself in White Sphere, feel it around


Page: 124

 Shoulder. A. Blue **Flame** with White Sphere in Navel. Massage Navel (Kathara Center

Page: 223

 Sequence-Awakening the **Flame** The MCEO Freedom Teachings® Series Presented by Adashi MCEO

Page: 225


 Matrix. Eckatic-Biue **Flame**-0-13 (P rimal Ray from which the 2

 emerge). Polaric-Gold **Flame**-D-14 Triadic-Violet Flame-D-15 *Maharata- Three

 14 Triadic-Violet **Flame**-D-15 *Maharata- Three levels of frequency, D-10,

Page: 226






 Gland Eckatic Blue **Flame**.;" D-14Triadic Violet Flame at center of brain #9

 D-14Triadic Violet **Flame** at center of brain #9 & #10- The



Page: 233




Page: 234

-  Sequences or "**Flame** Codes" of the Tribal Shield . • The "Flame
 -  • The "**Flame** Code Fire Letters" within the DNA Template are the DNA
 -  body manifests. The **Flame** Codes serve as the core foundation of the personai12-Strand
 -  The DNA Template **Flame** Codes of the Tribal Shield allow for the Primal Life
 -  Letter Sequences. The **Flame** Codes of the Angelic Human personal DNA Template and Species
-

Page: 238

-  Tribal Shield "**Flame** Codes" into activation by singing rounds of the Sacred Master
 -  the Tribal Shield **Flame** Codes in the 12-Strand DNA Template. Plus Master Tone
-


Page: 239

-  activate Tribal Shields **Flame** Codes in your DNA Template to run the "Rainbow
-











Page: 249

-  and Violet "**Flames**") and the Khundaray Primal Sound Currents (Eckatic, Polarcic &
-



Page: 253

-  fl)@@ Awakening the **Flame** ACTIVATING DORADIC PHASE-1 Preparation: Activate Maharic Seal- Technique-S
-

Page: 255

-  that the Sacred **Flames** of the Kee-Ra-ShA" can be activated ... ACTIVATING
 -  as 3 little **flames** which exist in the 12 Chakra positioned 6" below the
 -  feet. The 3 **flames** are PALE BLUE, PALE YELLOW, AND PALE VIOLET. 1. Begin
 -  the three little **flames** held there ... one is PALE BLUE, one PALE YELLOW,
 -  the PALE VIOLET **FLAME** up from Chakra 12 ... into the central vertical column
 -  PALE YELLOW-GOLD **FLAME**. Breathe easily. 4. On the next INHALE draw the PALE
 -  PALE YELLOW-GOLD **FLAME** up from Chakra 12 ... into the central vertical column
 -  the PALE BLUE **FLAME** ... This FLAME is the INNER ARC of the COVENANT
 -  FLAME ... This **FLAME** is the INNER ARC of the COVENANT ... Take your
 -  the PALE BLUE **FLAME** up from Chakra 12 into the central vertical column
-


Page: 256

-  the 3 little **FLAMES** together within the 10th Chakra 6" above your Crown Chakra
-  the 3 little **flames** enclosed within a SPHERE of PALE SILVER LIGHT.. .. 8.

 Kee-Ra-ShA" **FLAMES** into your AURIC FIELD. 9. Breathe easily ... Watch as

 Kee-Ra-ShA" **FLAMES** rise up your Maharic Pillar and emerge through your 1st

Page: 287

 Matrix. Eckatic-Biue **Flame-D-13** (Primal Ray from which the 2 other

 emerge). Polaric-Gold **Flame-D-14** Triadic- Violet Flame-D-15 *Maharata- Three

 14 Triadic- Violet **Flame-D-15** *Maharata- Three levels of frequency, D-1

Page: 292

 , life force **Flame** of the Cosmic Fire expressed. In our UNION now and

File : [1999-12_MillenniumRoundup_scan.pdf](#)
Title : Millennium Roundup - Handbook
Subject : The Voyagers Project Millennial Preparation Workshop
Author : MCEO Freedom Teachings - Ashayana Deane
Keywords :

Page: 26

 I The Inner **Flame** Exercise: Centering in the Light of Original Creation.


Page: 32

 standing wave pattern **flame** or fire body ANTE-Matter Rishi Universal Mind (Rishic

File : [1999_TangibleStructure_scan.pdf](#)
Title : Tangible Structure of the Soul - Handbook
Subject : Multidimensional anatomy, ascension teachings, accelerated bio-spiritual evolution program
Author : MCEO Freedom Teachings - Ashayana Deane
Keywords :

Page: 8


 Keepers of the **Flame**. The Keepers of the Flame are a part of a

 Keepers of the **Flame** are a part of a large group of spiritualescience teachers


Page: 19

 ~ ~ Miasmatic **Flame** Cube 19


Page: 25

 5. Hedronic Body **flame** or fire Tetrahedronic Fire Letter body Universal Memory Record Sequences


Page: 54

 of-the-Living-**Flame**, the point of dormant radiation that exists within the Thyroid


Page: 63

 of the original **flame** letter design of the original stream; it also creates new,


Page: 65


 of the Living **Flame"** and it contains, within itself, the potential to regenerate the

Page: 66

 of the Living **Flame** The key to human evolution is the "Spark of

 of the Living **Flame"**, which is the intrinsic, minute, fire letter scalar wave pattern

 of the Living **Flame"**, which connects the human to the seed of consciousness beyond

 of the Living **Flame** is known as the Shield of Orion - the Gaian

Page: 80






 Keepers of the **Flame**, 8 Kee-Ra-ShA, 27, 31, 34, 39, 40,41, 42,

Page: 81


 of the Living **Flame**, 65, 66 The MCEO Freedom Teachings® Series Stair Step

File : [1999_Voyagers1_Intro.pdf](#)
Title : Voyagers I (Intro Section) - Book
Subject : The Sleeping Abductees, Second Edition (Intro Section only, ruman numeral pages)
Author : Ashayana Deane
Keywords :

Page: 42

-  or "Blue **Flame** Yanas." • Wachayanas-Yanas of the Second Primal Sound Field,
 -  or "Gold **Flame** Yanas." • Ramyanas- Yanas of the Third Primal Sound Field,
 -  or "Violet **Flame** Yanas" BRENEAU ORDER FOUNDERS RACES Three Eternal Gestalts of Consciousness
 -  from the Blue **Flame** Grandeyanas Eckatic Energy Matrix Sound Field. Seeded Anuhazi Feline-hominid
 -  from the Gold **Flame** Wachayanas Polaric Energy Matrix Sound Field. Seeded Cerez Avian ("
-

Page: 43

-  from the Violet **Flame** Ramyanas Triadic Energy Matrix Sound Field. Seeded !nyu Cetacean
-

File : [1999_Voyagers1_scan.pdf](#)
Title : Voyagers I - Book
Subject : The Sleeping Abductees, Second Edition
Author : Ashayana Deane
Keywords :











Page: 160



and Violet-Triadic **Flames**" or standing fields of spherical light, within which dimensionalized reality

File : [2000-02_BeyondTheVeilsTranscript_scan.pdf](#)
Title : Beyond the Veils (Transcript)
Subject : Transcript for the Beyond the Veils workshop, includes session with AZara
Author : MCEO Freedom Teachings
Keywords :

Page: 4

 of the Eternal **Flames**. They are either the Gold Flames, the Violet Flames or
 either the Gold **Flames**, the Violet Flames or the Blue Flames. In my books,
 Flames, the Violet **Flames** or the Blue Flames. In my books, in the Voyagers
 or the Blue **Flames**. In my books, in the Voyagers book-in Amenti, especiallywe
 spoke about the **Flame** Holders and Flame Keepers, and the Flame Groups. They're Soul
 Flame Holders and **Flame** Keepers, and the Flame Groups. They're Soul Groups that
reincarnate
 Keepers, and the **Flame** Groups. They're Soul Groups that reincarnate particularly in
ascension cycles,
 those three color **Flame** Groups. And the Flame Groups simply represent the frequencies that
 Groups. And the **Flame** Groups simply represent the frequencies that you would be grounding
 of the Eternal **Flame** Groups and she tends to, in all the incarnations, come



File : [2000-04_ArchLightSecretIndigoChild_scan.pdf](#)
Title : Architects of Light, Secrets of the Indigo Children - Handbook
Subject : Indigos and Race Heritage
Author : MCEO Freedom Teachings - Ashayana Deane
Keywords :

Page: 13




 5 Wave pattern **flame** or fire body ANTE-Matter The MCEO Freedom Teachings®

File : [2000-06_AngelicRealities_scan.pdf](#)
Title : Angelic Realities - Book
Subject : Survival Handbook
Author : MCEO Freedom Teachings - Ashayana Deane
Keywords :

Page: 14

 or "Blue **Flame** Yanas". • Wachayanas-Yanas of the Second Primal Sound Field,
 or "Gold **Flame** Yanas". xiv ANGELIC REALITIES

Page: 15





 or "Violet **Flame** Yanas" Breneau Order Founders Races: 3 Eternal Gestalts of Consciousness
 from the Blue **Flame** Grandeyanas Eckatic Energy Matrix Sound Field. Seeded Anuhazi Feline-hominid
 from the Gold **Flame** Wachayanas Polaric Energy Matrix Sound Field. Seeded Cerez Avian ("

Page: 16

 from the Violet **Flame** Ramyanas Triadic Energy Matrix Sound Field. Seeded Inyu Cetacean "

File : [2001-12_TheRealChristmasStory_scan.pdf](#)
Title : The Real Christmas Story - Handbook
Subject : Eieyani dispensation
Author : MCEO Freedom Teachings - Ashayana Deane
Keywords :

Page: 14

-  quickly surrounded in **flames**; there was no point of escape for Ma"a and Immanuel.
 -  from the encroaching **flames**. Just before Ma"a lay down to cover the boy, he
 -  glow red with **flame** and heard the whining crackle of their burden. Both Ma"a
 -  within the angry **flames**. Both died in peace, knowing that they had at least
-

File : [2001_MastersTemplarStewardshipFieldGuide_scan.pdf](#)

Title : Masters Templar Stewardship - Field Guide

Subject : Planetary Shields Clinic Field Guide

Author : MCEO Freedom Teachings - Ashayana Deane


Keywords :

Page: 5


 -11: Triadic **Flame** Scan Topography Survey 44 EOMC Safety Protocols for Planetary Shield

Page: 15


 Tribal Shield "**Flame** Codes" into activation by singing rounds of the Sacred Master

 the Tribal Shield **Flame** Codes in the 12-Strand DNA Template. Plus Master Tone

Page: 16

 activate Tribal Shields **Flame** Codes in your DNA Template to run the "Rainbow

Page: 22

 the Tribal Shield **Flame** Codes in the 12 - Strand DNA Template 12. A-

Page: 28


 that the Sacred **Flames** of the Kee Ra ShA can be activated ... ACTIVATING


 as 3 little **flames** which exist in the 12th Chakra positioned 6" below the

 feet. The 3 **flames** are PALE BLUE, PALE YELLOW, AND PALE VIOLET. 1. Begin

 the three little **flames** held there ... one is PALE BLUE, one PALE YELLOW,

 the PALE VIOLET **FLAME** up from Chakra 12 ... into the central vertical column

 PALE YELLOW-GOLD **FLAME**. Breathe easy. 4. On the next INHALE draw the PALE


 PALE YELLOW-GOLD **FLAME** up from Chakra 12 ... into the central vertical column

 the PALE BLUE **FLAME** ... this FLAME is the INNER ARC of the COVENANT...

 FLAME ... this **FLAME** is the INNER ARC of the COVENANT... Take your time;

 the PALE BLUE **FLAME** up from Chakra 12 into the central vertical column

 imagine the 3 little **FLAMES** together within the 10th Chakra 6" above your Crown Chakra


 the 3 little **flames** enclosed within a SPHERE of PALE SILVER LIGHT.. .. The


Page: 29

 -Ra-ShA **FLAMES** into your AURIC FIELD. 9. Breathe easy ... Watch as

 Kee-Ra-ShA **FLAMES** rise up your Maharic Pillar and emerge through your 1st

 Blue & Gold **Flame**" Kee--Ra-ShA Current sub-harmonics of Chakras 13 &

 TECHNIQUE= 11 Triadic **Flame** Scan Topography Survey Preparation: ALWAYS use Maharaic Quick Seal prior

 for group to **Flame**-Scan to receive more detailed scan information on "Hot


 scanning. 4. Assign **Flame** Scan: Assign each Scanner in one TST a specific set

 Kee-Ra-ShA **FLAME** Scan".) Base Tone Scan: D-2- YELLOW, then D-15

 Triadic "Violet **Flame**") Overtone Scan: D-5 BLUE, then D-14 PALE YELLOW


 Polarc "Gold **Flame**") Resonant Tone Scan: D-8 GOLD, then D-13 PALE


 Eckatic "Blue **Flame**") 5. Maharata Field: When TSTs are in position at their


 prepare for individual **Flame** Scans. 6. Each of the 3 members of the TST

 observations on Triadic **Flame** Scan Survey Summary form. (next page) 7. Assemble TSTs

 assessment of Triadic **Flame** Scan Survey Summary forms for more detailed Target Site analysis.

 11 continued Triadic **Flame** Scan Survey Summary Date: Primary Sector Location: ("Hot Spot")



 Scan: Eckatic Blue **Flame** Assessment: (Ante-particle Electromagnetic Scan) Grual Scan D-8

 Scan: Polarc Gold **Flame** Assessment: (Anti-particle Electrical Scan) Grual Scan D-5





 Scan: Triadic Violet **Flame** Assessment: (Particle Magnetic Scan) Grual Scan D-2 YELLOW:

File : [2001_MastersTemplarStewardshipManual_scan.pdf](#)
Title : Masters Templar Stewardship - Manual
Subject : Templar Stewardship (without roman numeral pages, so pg numbers should be correct or very close)
Author : MCEO Freedom Teachings
Keywords :




Page: 5

 or "Blue **Flame** Yanas". • Wachayanas- Yanas of the Second Primal Sound Field,
 or "Gold **Flame** Yanas". The MCEO Freedom Teachings® Series Presented by Adashi



Page: 6

 or "Violet **Flame** Yanas". --.____/ BRENEAU ORDER FOUNDERS RACES Three Eternal Gestalts of
 from the Blue **Flame** Grandeyanas Eckatic Energy Matrix Sound Field. Seeded Anuhazi Feline-hominid
 from the Gold **Flame** Wachayanas Polaric energy Matrix Sound Field. Seeded Cerez Avian ("
 from the Violet **Flame** Ramyanas Triadic Energy Matrix Sound Field. Seeded /nyu Cetacean







Page: 38






 Matrix. Eckatic-Blue **Flame**-D-13 (Primal Ray from which the 2 other
 emerge). Polaric-Gold **Flame**-D-14 Triadic· Violet Flame-D-15 *Maharata-
 Triadic· Violet **Flame**-D-15 *Maharata- Three levels of frequency, D-10,






Page: 40



 brain Eckatic Blue **Flame"** D-14 Triadic Violet Flame #9 & #10-
 14 Triadic Violet **Flame** #9 & #10- The Star In brain behind









Page: 50


 the Emerald-Blue **Flame** Grandeyanas Yanas Ascended Masters Collectives from the Energy Matrix, as
 the Emerald-Blue **Flame"**, sustain the 48 Eckatic Level Ascension Codes, serve as Primary
 Melchizedek Cloister Blue **Flame** service organizations. They are creators of the original Lyran-Sirian-
 collectively called Blue **Flame** Melchizedek Cloister. Breneau-Go/d Order The Gold Order Seraphei-
 of the Gold **Flame"**, sustain the 42 Polaric Level Ascension Codes, serve with the
 and other Gold **Flame** service organizations. They are primary contributors to human evolution through

-  called the Gold **Flame** Melchizedek Cloister. Breneau-Amethyst Order The Amethyst Order Bra-ha-
 -  of the Violet **Flame"**, sustain the 36 Triadic Level Ascension Codes, serve with the
 -  and other Violet **Flame** service organizations. They are primary contributors to human evolution through
 -  of the Crimson **Flame"**, sustain the 26 Ascension Codes corresponding to Dimension-15 in
 -  and other Violet **Flame** service organizations. The Ruby Order Annu-Eiohim Breneau families from
-


-  of the Violet **Flame"** and Ramayanascended Masters Collective in reevolution of fallen Annu-
 -  assist the Violet **Flame** Keepers in our Time Matrix is called the Ruby Order
 -  Ruby Order Crimson **Flame** Annu-Eiohim Breneau families that remain in observance of the
 -  as true Violet **Flame** Keepers and misused Violet Flame teachings to enslave and imprison
 -  and misused Violet **Flame** teachings to enslave and imprison earth humans, while intentionally eradicating
-

-  innermost Emerald-Blue **Flame** Light Field, the 3 Breneau Orders collectively fuse their inherent
 -  standing spherical "**Flame"** field of oscillating Pale Silver Liquid Light. The Mahari is
-

-  or Emerald "**Flame"**. The electromagnetic translation of the Second Tonal Field of the
 -  the Gold "**Flame"**. The electromagnetic translation of the Third Tonal Field of the
 -  or Amethyst "**Flame"**. • The 3 Primal Flames of the Primal Light Field
 -  The 3 Primal **Flames** of the Primal Light Field are collectively referred to as
 -  the 3 "**Flames"** (standing light fields) of the KeeRa-S.hA, the
 -  The Emerald Blue **Flame** of the Eckatic Matrix is the first state of expansion
 -  The Pale Gold **Flame** of the Polaric Matrix is the second state of expansion
 -  The Amethyst Violet **Flame** of the Triadic Matrix is the third state of expansion
-

-  Emerald· Blue **Flame** Light Field is the polarized translation of the Eckatic Sound
-

-  the "**Amethyst Flame"** Triadic Khundaray tri-tonal vibrational field of the ~ 65
-

 the "Gold **Flame**" Polaric Khundaray bi-tonal vibrational field of the Polaric Energy

 the Emerald-Blue **Flame** Tone. The Emerald-Blue Flame Tone is the standing-spherical-

 The Emerald-Blue **Flame** Tone is the standing-spherical-sound-wave field of conscious

 Eckah Emerald-Blue **Flame** Tone is the fixed vibrational field and living energy-identity

 "Eckatic Blue **Flame**". The Eckatic Blue Flame is the first of 3 spherical

 The Eckatic Blue **Flame** is the first of 3 spherical scalar-standing-wave fields

 The Eckatic Blue **Flame** represents the First Cause Light that emerges into manifestation as

 the Eckah Blue **Flame** Tone of First Cause Sound in the Eckatic Energy Matrix.

 The singular Blue **Flame** sound-tone of the Eckah Grandeyanas identity is translated into

 Ra" Eckatic Blue **Flame** sound-tone as it is spoken in our Time Matrix

 the Ra Blue **Flame** Tone as it manifests through the scalar-wave configurations unique

 Grandeyanas identity Blue **Flame** Tone polarizes within itself. Polarization of the singular Eckah spherical

 the original Blue **Flame** Tone Eckah vibration, forms the eternal consciousness field of the


 called the Gold **Flame** Tone. The Gold Flame Tone is the standing-spherical-soundwave


 Tone. The Gold **Flame** Tone is the standing-spherical-soundwave field of conscious energy-


 manifest. The Gold **Flame** Tone is the fixed vibrational field and living energy-identity


 "Polaric Gold **Flame** ". The Polaric Gold Flame is the second of 3


 The Polaric Gold **Flame** is the second of 3 spherical scalarstanding-wave fields of


 The Polaric Gold **Flame** emerges into manifestation as dimension-13 from the Polaric Gold


 the Polaric Gold **Flame** Tone in the Polaric Energy Matrix. The Polaric Energy Matrix


 The collective Gold **Flame** sound-tone of the Wachayanas identity is translated into audible


 Amethyst or Violet **Flame** Tone. The Violet Flame Tone is the standing-spherical-sound-


 Tone. The Violet **Flame** Tone is the standing-spherical-sound-wave field of conscious


 manifest. The Violet **Flame** Tone is the fixed vibrational field and living energy-identity


 "Triadic Violet **Flame**". The Triadic Violet Flame is the third of 3 spherical







 The Triadic Violet **Flame** is the third of 3 spherical scalar-standing-wave fields

 The Triadic Violet **Flame** emerges into manifestation as dimension-15 from the Triadic Violet






 the Triadic Violet **Flame** Tone in the Triadic Energy Matrix. The Triadic Energy Matrix

 The collective Violet **Flame** sound-tone of the Ramyanas identity is translated into aud

 Gold and Violet **Flames** of the Kee-RaShA 3 Primary Light Creation Currents, emerge

-  12 Wachyanas Gold **Flame** Tone Polaric RishA gestalts of the 01-0mni Hova Body
-  12 Ramyanas Violet **Flame** Tone Triadic Entity gesta lts of the Tanotra Hova Body
-  the Grandeyanas Blue **Flame** Tone Eckatic Eckah gestalt of the Prima Hova Body are
-  the Eckatic Blue **Flame**, Polaric Gold Flame and Triadic Violet Flame, The MCEO Freedom
-  Flame, Polaric Gold **Flame** and Triadic Violet Flame, The MCEO Freedom Teachings® Series
-  and Triadic Violet **Flame**, The MCEO Freedom Teachings® Series Presented by Adashi MCEO




Page: 78

-  of the Blue **Flame** Eckatic Codes; 43-48 Strand DNA Templates Yu Urtite-Cioister
-  of the Gold **Flame** Polaric Codes; 37-42 Strand DNA Templates Ur Urtite-Cioister
-  of the Violet **Flame** Triadic Codes 31-36 Strand DNA Templates 2 Urtite-Bi-
-  the Blue-Gold **Flame** Eckatic-Polaric Codes 28-30 Strand DNA Templates Rama Urtite-
-  the Gold-Violet **Flame** Polaric-Triadic Codes 24/25-27 Strand DNA Templates The






Page: 82

-  Holy Grail Line **Flame**-keepers The Maji Holy Grail Lines emerging into the Urtite-




Page: 83

-  Eiohim "Blue **Flame** Keepers" Grandeyanas incarnated from the Eckatic Level of the Energy
-  Seraphim "Gold **Flame** Keepers" Wachyanas incarnated from the Polaric Level, and the Base
-  Rama "Violet **Flame** Keepers" Ramyanas incarnated from the Triadic Level of the Energy



Page: 84

-  Tri-Cioister Maji **Flame**-keeper Holy Grail Line Seed Races of the Palaidia Empires
-  Gold-Violet "**Flame**-Tones" of the Khundaray Primal Sound Currents and all Primal
-  of the Blue **Flame**-Guardians of the Eckatic Codes" (in ancient Egypt, this
-  the Gold-Violet **Flame** Tones, and all corresponding Primal Creation Currents below, through the
-  of the Gold **Flame**-Guardians of the Polaric Codes" (in ancient Hebrew teachings,

Page: 85

-  Currents, the Violet **Flame** Tones, and all corresponding Primal Creation Currents below, through the
-  of the Violet **Flame**-Guardians of the Triadic Codes" (in ancient Sumerian culture,
-  Bi-Cioister Maji **Flame**-keeper Holy Grail Line Seed Races, the Breanoa and Rama

Page: 86

-  Urtite-Tri-Cioister **Flame** keepers Maji Grail Line Angelic Human Seed Races set up
-  Bi-Cioister Maji **Flame** keeper Holy Grail Line Seed Races of the Palaidia Empires

- 2 Secondary Maji **Flame** keeper Holy Grail Line Seed Races responsible for co-founding
 - the Blue-Gold **Flame**, as they can embody and run the Blue and Gold
 - the Gold-Violet **Flame**, as they can embody and run the Gold and Violet
-

Page: 89

- Divine Blueprint Blue **Flame** Gold Flame Violet Flame Mu" a Blue-Gold "t"u Gold-
 - Blue Flame Gold **Flame** Violet Flame Mu" a Blue-Gold "t"u Gold-Violet Ur
 - Gold Flame Violet **Flame** Mu" a Blue-Gold "t"u Gold-Violet Ur ~a~
 - Codes are "**Flame** Codes", denoting the specific primary frequency spectra of the 3
-

Page: 114

- an invisible HYDROPLASMIC **FLAME** of Omni-polar, Tri-tone Ante-matter. The Hydro-plasmic
 - The Hydro-plasmic **Flame** held within the Planetary Shield on Templar Sites is a
 - Wave Hydro-plasmic **Flame**, and transmit a continual supply of re-polarized energy from
 - energy from the **Flame**, through the Planetary Shield, creating PRIMARY LEY LINES. Ley Lines
-

Page: 118

- Sequences or "**Flame** Codes" of the Tribal Shield. • The "Flame Code
 - The "**Flame** Code Fire Letters" within the DNA Template are the DNA
 - body manifests. The **Flame** Codes serve as the core foundation of the personal 12-
 - The DNA Template **Flame** Codes of the Tribal Shield allow for the Primal Life
 - Letter Sequences. The **Flame** Codes of the Angelic Human personal DNA Template and Species
-

Page: 124

- Tribal Shield "**Flame** Codes" into activation by singing rounds of the Sacred Master
 - the Tribal Shield **Flame** Codes in the 12-Strand DNA Template. ~ Plus Master
-

Page: 126

- tonal activation sequence), **Flame** Code (frequency ~ 126 The MCEO Freedom Teachings®)
-

Page: 194

- Sequences of the **Flamekeeper** Melchizedek Cloister Priests. Indigos Types 1 and 2, who have
-


Page: 199

- of the Eternal **Flame**") that are taken between life partners and God/ "Great
-

Page: 200

- of the Eternal **Flame**"). It begins with 1 st Degree Ordination , where the Initiate-
-

Page: 221

 cataclysmic early Blue **Flame** activation. GA create "Arc of Covenant" Gold Box/Rod

Page: 245

 Eckatic·Biue **Flame**-0-13 (Primal Ray from which the 2 other


 ·Go/d **Flame**-D-14 Triadic-Violet F/ame-D-15 "Maharata-

Page: 250

 cooling, life force **Flame** of the Cosmic Fire expressed. In our UNION now and


File : [2002_DanceForCommonHandbook_scan.pdf](#)
Title : Dance For Series - Handbook
Subject : Common handbook for all ten associated Workshops (March "02 - Aug "03)
Author : MCEO Freedom Teachings - Ashayana Deane
Keywords :


Page: 4


 Healing and Amoraea **Flame** Technologies Summary/Revision diagrams: Our Local Universe Structure Star Gates,

 12-1) Updated **Flame** Holder & Speaker Contracts Creation of the Leviathan Force &


Page: 5

 N Legacy Activated **Flame** Body Techniques 1-20 Technique 1: Eckasha Quick Seal Activation

 Astral Awakening: the **Flame** of Eiros & the Silver Sanctum Natural Astral Body Anatomy


 Able (Eiros **Flame** Activation Level-1) Notes: The Eiros Flame & the Silver


 Notes: The Eiros **Flame** & the Silver Sanctum The Flame of Eiros and the

 Silver Sanctum The **Flame** of Eiros and the Silver Sanctum Technique 3: Eiros Flame


 Technique 3: Eiros **Flame** and Silver Sanctum (Activating the Celestite Crystal & Etheric

 Eckasha Seal Eiros **Flame** Activation Level-2) Notes: The Eternal Flame of Amoraea &


 Notes: The Eternal **Flame** of Amoraea & the Inner Throne of Power Activating the


 Crystal and Amoraea **Flame** Level-1 and -2 The Personal Flame Body The


 2 The Personal **Flame** Body The Eiros and Amoraea Flame Body Activation; Shield Codes

 Eiros and Amoraea **Flame** Body Activation; Shield Codes The Personal Inner "Stairway to

Page: 6

 Eukatharaista Cosmic Eternal **Flame** Body 177 Eukatharaista Flame Shield Codes 178
Technique 4: Commanding

 Body 177 Eukatharaista **Flame** Shield Codes 178 Technique 4: Commanding Silence from the
Inner

 181 (Amoraea **Flame** Activation Level-1) Notes: Shadow Body Anatomy & The NET


 Bonding (Amoraea **Flame** Level-2) Notes: The Eternal Flame of Amoraea & the

 Notes: The Eternal **Flame** of Amoraea & the Throne of Power (Activating the

 and the Amoraea **Flame**) Technique 7: Awakening the Flame of Amoraea (Azurite Crystal


 7: Awakening the **Flame** of Amoraea (Azurite Crystal & Density-2 Soul Body

 Soul Body Amoraea **Flame** Activation Level-3) Notes: Rites of Passage - Entering the

 Field (Amoraea **Flame** Activation Level-4) Technique 8: Shadow Healing Step-2, The


 Buffer (Amoraea **Flame** Activation Level-4) Technique 8 Part Two: The Amoraea "


Page: 7

 Eckasha-Aah Amoraea **Flame** Body Activation) Appendix Color Symbol Codes: A. High Veca Codes


 Krist Codes for **Flame** Body Activation Techniques 12, 16, 17 & 20 The MCEO

Page: 25


 brain Eckatic Blue **Flame**,;.." D-14 Triadic Violet Flame #9 & #10-

 14 Triadic Violet **Flame** #9 & #10- The Star In brain behind

Page: 29

 Eckatic Blue **Flame**-D-13 (Primal Ray from which the 2 other


Page: 30

 10.0-15 Violet **Flame** ShA Meajhons!Trion 15. D-15 Violet Flame 11. D-

 D-15 Violet **Flame** 11. D-14 Gold Flame Ra Trion+ Trion 14. D-


 D-14 Gold **Flame** Ra Trion+ Trion 14. D-14 Gold Flame 12. 0:-

 D-14 Gold **Flame** 12. 0:-13 Blue Flame Kee Reion!Trion 13. D-


 0:-13 Blue **Flame** Kee Reion!Trion 13. D-13 Blue Flame 0-Point

 D-13 Blue **Flame** 0-Point D-13 TRJ-VECA POINT Primal Light Partika

Page: 31

 Pale Silver Platanum **Flame** 13- Pale T~::~quofse Blue t:dcatic Flame 14- PaleYeHow

 Blue t:dcatic **Flame** 14- PaleYeHow Gold Potarlc Flame IS- Magenta Pale Pink VioletTriadic

 PaleYeHow Gold Potarlc **Flame** IS- Magenta Pale Pink VioletTriadic Flame The MCEO Freedom Teachings

 Pale Pink VioletTriadic **Flame** The MCEO Freedom Teachings® Series Presented by Adashi MCEO

Page: 34

 5 "BLUE **FLAME**" Fleid Unlv. ManU "Zero Point" God Splr1\ "Universal.

 S ""GOLD **FLAME** ~ Field Unlvqrsa/ ManA GIXI Spatk. ""Unhiersal Divine Mother" Aay-

 S •viOLET **FLAME**" Field UnivBTsal SrA God Seed "Unl,versal Divine Mother""







Page: 66

 that the Sacred **Flames** of the Kee Ra ShA can be activated ... ACTIVATING




 feet. The 3 **flames** are PALE BLUE, PALE YELLOW and PALE VIOLET. 1. Begin

 the three little **flames** held there ... one is PALE BLUE, one PALE YELLOW,





 the PALE VIOLET **FLAME** up from Chakra 12 ... into the central vertical column

-  PALE YELLOW-GOLD **FLAME**. Breathe easy. 4. On the next INHALE draw the PALE
 -  PALE YELLOW-GOLD **FLAME** up from Chakra 12 ... into the central vertical column
 -  the PALE BLUE **FLAME** ... this **FLAME** is the INNER ARC of the COVENANT...
 -  **FLAME** ... this **FLAME** is the INNER ARC of the COVENANT... Take your time;
 -  the PALE BLUE **FLAME** up from Chakra 12 into the central vertical column
 -  the 3 little **FLAMES** together within the 10th Chakra 6" above your Crown Chakra
-







Page: 67

-  imagine the 3 little **flames** enclosed within a SPHERE of PALE SILVER LIGHT.. .. 8.
 -  -Ra-ShA **FLAMES** into your AURIC FIELD. 9. Breathe easy ... Watch as
 -  Kee-Ra-ShA **FLAMES** rise up your Maharic Pillar and emerge through your 1st
-






Page: 75

-  and Ecka Eternal **Flame** Following the Cosmic Kathara Grid program, the 12 Reuche Sceptre
 -  Ecka-ManU Eternal **Flame** to emerge through the ManU Window to form a 13th
 -  Ecka-ManU Eternal **Flame** is known as the "Heart of God" as it
 -  Pillar Ecka-ManU **Flame** the 12 Reuche Scepter Pillar columnar waves bend toward the
-


Page: 76




-  the Ecka-ManU **Flame** to form 12 rotating scalar standing-columnar-wave discs of
 -  central Ecka-ManU **Flame**. Each of the 12 Reuche Scepter Shields forms a living
 -  the Ecka-ManU **Flame** separates the counter-clockwise rotating/contracting EirA currents from the
 -  the Ecka ManU-**Flame** which are held together and interwoven through the Amoraea Shield.
 -  the Ecka-ManU **Flame** sending it toward the center point ManU Window, creating
 -  and Ecka-ManU **Flame** creating a positive electrical current. The synchronized, perpetual rotation of
-

Page: 77




-  the Ecka-ManU **Flame** at Reuche center) a perfectly balanced, spinning, electromagnetic force field
 -  the Ecka-ManU **Flame** ManU Window Reuche center point (Zero Point) creating the
 -  the Ecka-ManU **Flame** Zero Point, within the center of the Amoraea Radial Body
 -  Ecka-ManU Eternal **Flame**, causing the Ecka-ManU Flame scalar columnar standing wave to
 -  the Ecka-ManU **Flame** scalar columnar standing wave to expand outward from within itself,
-

Page: 100

-  an invisible HYDROPLASMIC **FLAME** of Omni-polar, Tri-tone Ante-matter. The Hydro-plasmic

-  The Hydro-plasmic **Flame** held within the Planetary Shield on Templar Sites is a
-  Wave Hydro-plasmic **Flame**, and transmit a continual supply of re-polarized energy from
-  energy from the **Flame**, through the Planetary Shield, creating PRIMARY LEY LINES. Ley Lines




Page: 110

-  · Field Violet **Flame** 15 Ecka NaoU Flame EWisha Mefkabra PI oges>iol• Activation
-  15 Ecka NaoU **Flame** EWisha Mefkabra PI oges>iol• Activation o1 the Et:b
-  Etka U;riJ **Flame** WiNe Field mn !he UanIJ MnOOir in Tbyrru creating










Page: 124

-  Shadow Healing, Amoraea **Flame** Technologies and Contact-1 Highlights Presented by Adashi MCEO LLC




Page: 130





-  Worlds & Eternal **Flame** of Amoraea: "Inner or Middle Earth" and related concepts,
-  Pylon Temples, the **Flame** of Amoraea, "Agartha", "Shamballah", Khem-a-lo-Ta-
-  Holders of the **Flame**", Placeholders, Gatekeepers, Templar Masters, Master Mentors and Wayshowers. The IAFW,

Page: 133







-  of the EmeraldBlue **Flame** Grandeyanas Yanas Ascended Masters Collectives from the Energy Matrix, as
-  the Emerald-Blue **Flame**", sustain the 48 Eckatic Level Ascension Codes, serve as Primary
-  Melchizedek Cloister Blue **Flame** service organizations. They are creators of the original Lyran-Sirian-
-  collectively called Blue **Flame** Melchizedek Cloister. Breneau-Gold Order The Gold Order Seraphei-Seraphim
-  of the Gold **Flame**", sustain the 42 Polaric Level Ascension Codes, serve with the
-  and other Gold **Flame** service organizations. They are primary contributors to human evolution through
-  called the Gold **Flame** Melchizedek Cloister. Breneau-Amethyst Order The Amethyst Order Bra-ha-
-  of the Violet **Flame**", sustain the 36 Triadic Level Ascension Codes, serve with the
-  and other Violet **Flame** service organizations. They are primary contributors to human evolution through

Page: 134
















-  of the Crimson **Flame**", sustain the 26 Ascension Codes corresponding to Dimension-15 in
-  and other Violet **Flame** service organizations. The Ruby Order Annu-Eiohim Breneau families from
-  of the Violet **Flame**" and Ramayanas Ascended Masters Collective, in re-evolution of fallen


-  assist the Violet **Flame** Keepers in our Time Matrix is called the Ruby Order
 -  Ruby Order Crimson **Flame** Annu Elohim Breneau families that remain in observance of the
 -  as true Violet **Flame** Keepers and misused Violet Flame teachings to enslave and imprison
 -  and misused Violet **Flame** teachings to enslave and imprison earth humans, while intentionally eradicating
-


Page: 136


-  or "Blue **Flame** Yanas". • Wachyanas- Yanas of the Second Primal Sound Field,
 -  or "Gold **Flame** Yanas". • Ramyanas- Yanas of the Third Primal Sound Field,
 -  or "Violet **Flame** Yanas". BRENEAU ORDER FOUNDERS RACES Three Eternal Gestalts of Consciousness
 -  from the Blue **Flame** Grandeyanas Eckatic Energy Matrix Sound Field. Seeded Anuhazi Feline-hominid
 -  from the Gold **Flame** Wachyanas Polaric energy Matrix Sound Field. Seeded Cerez Avian ("
 -  from the Violet **Flame** Ramyanas Triadic Energy Matrix Sound Field. Seeded /nyu Cetacean
-


Page: 140


-  Plate Translation and **Flame** Holder Contracts The Translations Contracts for the Maharata Texts are
-  Eckar "Blue **Flame** Holder" and EOMCIEC Speaker-1 during the 2000- 2017 SAC
-  Cycle"). The 3 **Flame** HOLDERS of the EOMC Azurite Universal Templar Security Team are
-  Children elected for **Flame** Holder Universal Service Contracts. Flame Holders are born with specialized
-  Universal Service Contracts. **Flame** Holders are born with specialized dormant Universal Flame Codes (
-  specialized dormant Universal **Flame** Codes (Universal Star Gate Master Security Codes) in their
-  to their "**Flame**" into Earth's Templar. Flame HOLDERS are the Anchoring Rods of
-  into Earth's Templar. **Flame** HOLDERS are the Anchoring Rods of Primal Frequency during SACs.
-  Templates of the **Flame** Holders the frequencies are "down-stepped" or synthesized into
-  "down-stepped **Flame** Currents" are simultaneously transmitted from the Flame Holders directly into
-  transmitted from the **Flame** Holders directly into the common DNA Template Tribal Shield of
-  Strand Angelic Human **Flame** KEEPERS groups who further down-step the pulse of the
-  for the EOMC **Flame** Holder/Flame-Keeper Universal Templar Security Teams and their Universal
-  EOMC Flame Holder/**Flame**-Keeper Universal Templar Security Teams and their Universal Service Mission
-  an SAC. The **Flame** Holders/Flame Keepers Collectives, incarnating on Earth, were elected for


 The Flame Holders/**Flame** Keepers Collectives, incarnating on Earth, were elected for their contracts-


 large collective of **Flame** Holder/Keepers originally appointed to these positions agreed to repeatedly


 , 2012 AD). **Flame** Group members rotate in their incarnations, each ensuring that a

 their respective "**Flame**" are incarnate on-planet to collectively and co-operatively stabilize


 non-SAC periods, **Flame** Groups have historically been commissioned to serve as the Guardians


 of serving as **Flame** Holders, commissioned to guide the Flame Keepers groups in fulfilling


 to guide the **Flame** Keepers groups in fulfilling their objective of moving Earth's Templar


 events, the Blue **Flame** Groups are The MCEO Freedom Teachings® Series 140 Presented


Page: 141


 Gold and Violet **Flame**;" Currents, and Gold Flame Groups can run the Violet Flame


 Currents, and Gold **Flame** Groups can run the Violet Flame Currents, allowing the potential


 run the Violet **Flame** Currents, allowing the potential of progressive evacuation for all but


 incarnate EOMC Blue **Flame** Eckars working closely with the Eieyani Flame Groups of the


 with the Eieyani **Flame** Groups of the Inner Earth Time Cycle and the Yanas


 High Council" Blue **Flame** Keeper Indigos, plus their 3 Eckars and massive off-planet


 Ideally, the 3 **Flame** Holder/Keeper Groups, each with a minimum 144,000 members (


 through an SAC. **Flame** Groups, and most especially the Flame Holders, have been the


 most especially the **Flame** Holders, have been the "age-old nemesis" of all


 as the EOMC **Flame** Group Teams have successfully prevented Earth from a complete fall


 the "Eternal **Flames**" toward the eventual fulfillment of Earth's Planetary Christos Realignment healing.


 EOMC Yanas-appointed **Flame** Holders (Eckatic-Blue, Polaric-Gold and Triadic-Violet) (


 complete the EOMC **Flame** Holder DNA activation cycle to fulfill the Flame Holder Masters


 to fulfill the **Flame** Holder Masters Service Contract. If the 3 potential Flame Holders


 the 3 potential **Flame** Holders for one "Flame" fall, jurisdiction over Flame Holder


 for one "**Flame**" fall, jurisdiction over Flame Holder assignment reverts entirely back to


 fall, jurisdiction over **Flame** Holder assignment reverts entirely back to Emerald Order Yanas Eckatic



























 authority. The Blue **Flame** Holder position can only be reassigned to an incarnate 48-





 extra base-magnetic **Flame** Codes needed to anchor the "Eckatic Blue Flame"), who

 "Eckatic Blue **Flame**"), who is capable of running all DNA Template Flame Codes.










 all DNA Template **Flame** Codes. Only 3 EOMC Eckars are permitted to incarnate on

 identified, EOMC Blue **Flame** Holder Speaker-1 is one of the incarnated, activated and







 the "Gold **Flame** Holder" Contract, in the event that the incarnate Level-3
 holding the Gold **Flame** Holder "back-up number-2" commission, on behalf of
 complete the Gold **Flame** Code DNA activation cycle as originally intended. The original Gold
 The original Gold **Flame** Holder, an Elder Consummate Level-5 EOMC Ordinate of the
 in 1988. Gold **Flame** Holder "back-up number-1, a D-12 Regent
 Order EC Gold **Flame** Holder "back-up number-2" became biologically unable to
 to fulfill Gold **Flame** Holder DNA Template activation due to health problems related to
 Council initiated Gold **Flame** Holder/Eckar DNA Template activation in Speaker-2 A"zah-yana.
 of expedited Gold **Flame** Holder/Eckar Code DNA Template activation, the Eieyani High
Council
 partial recessive Gold **Flame** Holder codes in his DNA Template, a temporary commission to
 of initial Gold **Flame** Holder codes that had begun activation in his DNA Template.
 of the Gold **Flame** Holder codes within the DNA Template of the Blue Flame
 of the Blue **Flame** Holder, which would have otherwise occurred in response to Gold-
 of the Gold **Flame** Holder code activation. This would have severely damaged the Blue
 damaged the Blue **Flame** Holder"s body during that period of her own Blue Flame
 her own Blue **Flame** Holder code activation, and further activation of the Gold Flame
 of the Gold **Flame** Holder codes within Gold-back-up-2"s DNA Template
 of the Gold **Flame** Holder Contract reassignment. Final transfer of the Gold Flame Holder
 of the Gold **Flame** Holder Contract was orchestrated 18 months sooner than originally
intended
 2000 the Gold **Flame** Holder commission was fully transferred to Speaker-2 A"zah-yana,
 sequence of Gold **Flame** Holder DNA activations. EOMC COTPlate Speaker-2 is now fully
 2 and Gold **Flame** Holder positions. In 2000, the EOMC Yanas Eckatic Master Council
 3 and Violet **Flame** Holder Contracts to incarnate Violet Flame Holder "back-up
 to incarnate Violet **Flame** Holder "back-up number-2", an incarnate EOMC Regent
 the preliminary Violet **Flame** Code Speaker-3 DNA Template activation cycle. The original
Violet
 The original Violet **Flame** Holder, who originally held EOMC COT-Plate Speaker-3 Contract,

 expedition of Violet **Flame**/ Speaker-3 Contract code activation for Violet Flame Holder "
 activation for Violet **Flame** Holder "backup number 2", originally not scheduled for activation
 both the Violet **Flame** Holder and Speaker-3 Contracts were reassigned. Unlike the
requirement
 of the Blue **Flame** Holder Commission, reassignment of the Violet Flame Holder Commission











does





-  of the Violet **Flame** Holder Commission does not require an incarnate EOMC Eckar, but
-  associated with the **Flame** Code Contract Reassignment. Like EOMC Eckar Level-6 Ordinates, one
-  Inner Council hold **Flame** Holder or COT-Plate Speaker positions, but the original 3
-  the original 3 **Flame** Holder Contracts are always initially presented to Signet-12 Inner
-  Gold and Violet **Flame** Holders (along with a host of Regents from the
-  mission. The Gold **Flame** Holder Contract originally assigned to one of the fallen
-  yana. The Violet **Flame** Holder Contract originally assigned to the other fallen Elder Consummate
-  Elder Consummate, Blue-**Flame** Holder Back-up-2. Two Elder Consummates are now beginning
-  Rishi, originally Blue **Flame** Back-up-1 , is presently recovering from childhood health

Page: 144







-  Contract. The Violet **Flame** Holder "back-up number 2" Regent whose Avatar collective
-  with preliminary Violet **Flame** Code DNA Template activation is now reassigned to another unrelated
-  carry the Violet **Flame** Holder and COT-Plate Speaker-3 Contracts began her Elder
-  accept the Violet **Flame** Holder Speaker-3 Commission. She accepted. The finalized officially endorsed
-  Speaker-3 Violet **Flame** Holder Contract bearer is EOMC Elder Consummate RishA Mary Anne
-  the 3 EOMC **Flame** Holder Speakers. The EOMC Yanas Signet-12 Inner Council is

Page: 145


-  COT-Plate Speaker **Flame** Holder Contract Finalization and Plan B No Back-up reassignments
-  up reassignments for **Flame** Holder or COT-Plate Speakers Contracts will be commissioned henceforth
-  Security Team "**Flame** Groups" to assist humanity and themselves directly, should the undesired
-  operations, and incarnate **Flame** Holders and members of the many Indigo Children Flame KEEPER
-  many Indigo Children **Flame** KEEPER groups that are most immediately capable of successfully fulfilling
-  Inner Council/13 **Flame** Holder Team, will be those entrusted by the EOMC Yanas
-  COT-Plate Speakers/**Flame** Holders, who work cooperatively and in concurrence with each other
-  Summary of the **Flame** Holder Contracts: The original Blue Flame Holder must be a
-  The original Blue **Flame** Holder must be a full Level-6 Ordinate Eckar by
-  the original Blue **Flame** Holder, having successfully completed Blue Flame Code and Speaker-1

-  successfully completed Blue **Flame** Code and Speaker-1 Contract DNA Template activation, and receiving
 -  fulfill the Violet **Flame** Holder and Speaker-3 Commissions. The original Gold Flame Holder
 -  The original Gold **Flame** Holder must have a minimum of full Level-5 Elder
 -  the original Gold **Flame** Holder, a Gold Order/EOMC Elder Consummate fell to Drakonian
-



Page: 146

-  the original Gold **Flame** Holder and Gold-back-up-1, and health issues preventing
 -  commission, the Gold **Flame** Holder and Speaker-2 Contracts were reassigned to the other
 -  The original Violet **Flame** Holder must be a minimum of an Elder Consummate Initiate,
 -  The original Violet **Flame** Holder fell to Nephilim Monadic Reversal in 1970. "Back-
 -  mentioned, the Violet **Flame** Holder and Speaker-3 Contracts have been reassigned to the
 -  originally held Blue-**Flame**-Back- up-2 position). The MCEO Freedom Teachings® Series
-




Page: 157

-  Activated **Flame** Body Techniques 1-20 The MCEO Freedom Teachings® Series
-


Page: 158

-  **Flame** Body Activation Contact Level1 -Technique-!: The Eckasha Quick Seal
 -  Shadow Healing, Amoraea **Flame** Activation and Contact. Bio-spiritual development generated via Maharic Seal
-






Page: 159














-  Shadow Healing, Amoraea **Flame** and Contact techniques contained in the Dance For Programs. However,
 -  of the suggested **Flame** Body Schedule, will enable the mathematical program of the Eckasha
 -  Shadow Healing, Amoraea **Flame** and Contact techniques. Procedure: Contact Level1 - Technique-!: The Eckasha
-

Page: 161


-  Body vehicle. Amoraea **Flame** Shadow Healing technologies are required to safely expedite restoration of
-

Page: 163

















-  ASTRAL AWAKENING, THE **FLAME** OF EIROS & THE SILVER SANCTUM Activating the Density-1
-  and the Eiros **Flame** (Eiros Flame Activation Levels-1 &2) Through activation
-  Flame (Eiros **Flame** Activation Levels-1 &2) Through activation of the dormant
-  the dormant internal **Flame** of Eiros within the Density-1 physical body Templar, Dimensional
-  Eiros Silver Sanctum **Flame** to activate within the Density-1 Radial Body and Etheric






 of the Eiros **Flame** causes the "Eternal Emerald Flame of Amoraea" Eckasha capsule
 "Eternal Emerald **Flame** of Amoraea" Eckasha capsule to activate within the outer D-
 Note: The Eternal **Flame** of Amoraea wave-field of the Radial Body appears to
 blue-green Eckasha **Flame** due to activation of the full Deep Azure-Blue Manu
 Density-1 Eiros **Flame** causes the natural Density-1 Radial Body D-12 Manu-
 Inner Ecka Center **Flame** of our Universal Veca system. Through the Eiros activation the
 Field Silver Sanctum **Flame** Eckasha Capsule within the Density-1 Radial Body. The Eiros
 the Eternal Emerald **Flame** of Amoraea forms around and through the Density-1 Radial
 and Emerald Amoraea **Flames** form a 3-Dimensional Radial Body "Eternal Flame" Eckasha
 Body "Eternal **Flame**" Eckasha Capsule Trion· Meajhe Field with a D-12
 Body. The Eternal **Flame** prepares the 3 dimensionalized bio-field levels of the Density-
 Density-1 Eiros **Flame** Silver Sanctum and Emerald Flame Amoraea capsule allow for safe,
 Sanctum and Emerald **Flame** Amoraea capsule allow for safe, physical Star Gate Ascension
passage








Page: 165
















 101 (EIROS **FLAME** ACTIVATION LEVEL-1) Purpose: Technique-2 is designed to release




Page: 169













 THE **FLAME** OF EIROS & THE SILVER SANCTUM Activating the Density-1
 and the Eiros **Flame** Through activation of the dormant internal Flame of Eiros within
 the dormant internal **Flame** of Eiros within the Density-1 physical body Templar, Dimensional
 Eiros Silver Sanctum **Flame** to activate within the Density-1 Radial Body and Etheric
 of the Eiros **Flame** causes the "Eternal Emerald Flame of Amoraea" Eckasha capsule
 "Eternal Emerald **Flame** of Amoraea" Eckasha capsule to activate within the outer D12-
 Note: The Eternal **Flame** of Amoraea wave-field of the Radial Body appears to
 blue-green Eckasha **Flame** due to activation of the full Deep-Azure-Blue Manu
 Density-1 Eiros **Flame** causes the natural Density-1 Radial Body D-12 Manu-
 Inner Ecka Center **Flame** of our Universal Veca system. Through the Eiros activation the
 Field Silver Sanctum **Flame** Eckasha Capsule within the Density-1 Radial Body. The Eiros
 the Eternal Emerald **Flame** of Amoraea forms around and through the Density-1 Radial
 and Emerald Amoraea **Flames** form a 3-Dimensional Radial Body "Eternal Flame" Eckasha
 Body "Eternal **Flame**" Eckasha Capsule Trion· Meajhe Field with a D-12
 Body. The Eternal **Flame** prepares the 3 dimensionalized bio-field levels of the Density-
 Density-1 Eiros **Flame** Silver Sanctum and Emerald Flame Amoraea capsule allow for safe,
 Sanctum and Emerald **Flame** Amoraea capsule allow for safe, physical Star Gate Ascension

-     
- ® Series THE **FLAME** OF EIROS & THE SILVER SANCTUM Activating the Density-1 and the Eiros **Flame** The . . Silver Sanctum . 0-12 Pale-Silver
the Eckasha "**Flame** Cap.sule" layers create the Deep Emerald Green
form 0.12 Eiros **Flame** Manu Window around body and in nuclei 170
-






-       
- 3: The Eiros **Flame** and the Silver Sanctum Activating the Celestite Crystal & the Seal (Eiros **Flame** Activation Level-2) Purpose: Once the E-Umbi passage below Density-1 Eiros **Flame** Eckasha Body, or "Silver Sanctum". Activation of the Eiros of the Eiros **Flame** opens the "Many Windows" surrounding the Density-1 Hova Body the Eiros **Flame** within and surrounding the body can be activated. 3. Using silver-blue EIROS **Flame** about 1 %" high within the Etheric Body E-Umbi.
silver-blue Eiros **Flame** spreads throughout every atom of the Etheric Body, turning the
-

-               
- the small Eiros **Flame** at the Etheric Body E-Umbi and INHALE, using the draw the Eiros **Flame** through the E-Umbi CORD and into the physical body push the Eiros **Flame** down to the 13th Chakra at Earth's core. When the When the Eiros **Flame** enters the Chakra Seals of Chakra 13, again the Eiros again the Eiros **Flame** momentarily "flares", filling every atom in the physical body on the Eiros **Flame** at Chakra 13, INHALE DEEPLY and draw the Eiros Flame draw the Eiros **Flame** upward to the 4th (Heart) Chakra. Focus your attention of the Eiros **Flame**, then EXHALE forcefully, using the Exhale breath to rapidly expand expand the Eiros **Flame** from within the Heart Chakra and outward through the body, until the Eiros **Flame** is fully expanded around the entire body and outward several the activated Eiros **Flame** Eckasha Capsule will momentarily "flare", as the Eiros Flame as the Eiros **Flame** phase-locks within both the Etheric and Physical bodies. The Eckasha Seal Eiros **Flame** and the Celestite Crystal are now fully activated. The Celestite amplify the Eiros **Flame** activation, at which time the Celestite Crystal will again be
-








-   
- THE ETERNAL **FLAME** OF AMORAEA & THE "THRONE OF POWER" Activating the & the Amoraea **Flame** (Amoraea Flame Activation Levels1 and 2) Through activation of Flame (Amoraea **Flame** Activation Levels1 and 2) Through activation of the dormant internal

-  the dormant internal **Flame** of Amoraea within the Density-1 physical body Templar, Dimensional
-  Eiros Silver Sanctum **Flame** to activate within the Density-2 Radial Body and Etheric
-  "Eternal Emerald **Flame** of Amoraea" to activate within the Density-1 and Density-
-  Density-2 Amoraea **Flame** causes the "Eternal Emerald Flame of Amoraea" Eckasha capsule
-  "Eternal Emerald **Flame** of Amoraea" Eckasha capsule to activate within the outer Reion
-  Density-2 Amoraea **Flame** causes the natural Density-2 Radial Body D-12 Manu-
-  Inner Ecka Center **Flame** of our Universal Veca system. Through the Amoraea activation the
-  and Emerald Amoraea **Flames** of Density-1 and Density-2 merge into one, forming
-  The united Amoraea **Flame** and Silver Sanctum prepare the 3-dimensional bio-fields of
-  Eiros Silver Sanctum **Flame** and Emerald Amoraea Flame capsule allow for safe, physical Star
-  and Emerald Amoraea **Flame** capsule allow for safe, physical Star Gate Ascension passage of
-  Central Eternal Manu **Flame** of the Ecka Worlds Temple of Khem-a-lo-ha-






Page: 174


-  THE ETERNAL **FLAME** OF AMORAEA & THE "THRONE OF POWER" Activating the
-  and the Amoraea **Flame** Combined Oensity-1 & Density~2 A. D-12+DeeJrAzure-
-  2 Eckasha "**Flame** Capsules' create Oeep.Emerald Green-Blue Eternal Emerald Flame
-  Blue Eternal Emerald **Flame** of Amoraea. TRANS-HARMONIC Merkabic Ascension Vehide. Combined Density-1
-  Initiates -. simultaneous **Flame** in Pineal. slow /11-~~~~~""""Inerl~vity- Atniospfle-" -.;,

Page: 175

-  Soul) The Personal **Flame** Body Eiros and Amoraea Flame Body Activation 6 Stages of
-  Eiros and Amoraea **Flame** Body Activation 6 Stages of Density Ecka-Veca Flame Body
-  Density Ecka-Veca **Flame** Body Activation Density-2 (Soul) Veca Codes 1,2,3 MaharaAmoraea
-  Codes 1,2,3 MaharaAmoraea **Flame** Body (Level-3&4} Veca Codes 4,5,6 Dn-1
-  4,5,6 Dn-1 **Flame** Body Activation results in Hova Body merger through depolarization of
-  TOR-A Currents) **Flame** Body Activation allows each Station of Consciousness within the Hova
-  Rights Reserved EckaVeca **Flame** ": .. Body 175


Page: 176

-  The Personal **Flame** Body Eiros and Amoraea Flame Body Activation Shield Codes •
-  Eiros and Amoraea **Flame** Body Activation Shield Codes • Eiros Level-1&2 Flame
-  Level-1&2 **Flame** Body Technique 2 & 3: Astral Aware Awake & Celestite
-  Level - 1 **Flame** Body Technique 4: Commanding Silence form Inner Throne of Power
-  Level • 3 **Flame** Body Technique 7: Azurite Crystal Activation • Amoraea Level -


 Level - 4 **Flame** Body Technique 8: Shadow Healing: DNA Amoraea Buffer Shield Code

 Type of Merkaba **Flame** Body Radial Body Veca 1 ,2,3 DN-1 Nethra Bi-

Page: 178


 Eukatharaista Cosmic Eternal **Flame** Body The E ukatharaista Shield Codes are encoded within the

 Shie.Id "**Flame** Codes" open the flow of Life-Force and Life-Source

 the standing~ wave **Flame** Body Spheres of the Eukatharaista Body and God-Source The

Page: 179

 ® Series Eukatharaista **Flame**: Shield Codes Level of Radial Body Flame Body Dn 1-

 of Radial Body **Flame** Body Dn 1-12 Ecka Ecka Amoraea-1 (Flame

 Amoraea-1 (**Flame** Body Technique 12) IEek a 12; Reiyonayana On 1-12

 Amoraea-2 (**Flame** Body Technique 12) Sceptre 12; EL-Haia-Leai Dn 1-

 Amoraea-3 (**Flame** Body Technique 20) Templar Reuche 12; Ma"a-hau-et-A-


Page: 180

 Power" (Amoraea **Flame** Activation Level-1) Purpose: To create a calm, clear space

 Technique-2 Eiros **Flame** Activation Level-1) and "The Eiros Flame & the

 "The Eiros **Flame** & the Silver Sanctum" (Technique-3 Eiros Flame Activation

 Technique-3 Eiros **Flame** Activation Level-2) must be done previously at least one

 the Silver Sanctum Eiros **Flame** Activation. The activated Density-1 Eiros frequencies are required to

 which the Eternal **Flame** of Amoraea embodies. 2. Imagine now that your awareness is

 of the Amoraea **Flame** of Eternal Christed Love. Imagine the Amoraea Gateway as a

 and Manu Azurite **Flame**, is the Eternal STILL POINT through which the "Still

 the Eternal Azurite **Flame** of the deep-Azure-blue Azurite Crystal Sphere, the Inner

 through the Azurite **Flame** and into the Amoraea Egg. EXHALE gently, filling the Amoraea

Page: 181


 that an Azurite **Flame** of deep-Azure-blue extends into the room, fully enshrouding

 beyond the Azurite **Flame** is the Azurite Crystal Sphere; SENSE the Azurite Crystal as

 Amoraea Egg, Azurite **Flame** and Azurite Crystal back into the Azur-A. Exhale once


Page: 194


 activate the Node **Flame** and its Base-12 in full Maharic Coding to assist

 run The Eiros **Flame** & Silver Sanctum (Technique-3) and Awakening the Amoraea

 Awakening the Amoraea **Flame** (Technique-?) at least one time within 6 weeks, this


 Technique-4 Amoraea **Flame** Activation Level-1) and its preparation sequence is required directly


 within the Azurite **Flame** and Azurite Crystal at the Azur-A point in the

 Amoraea Egg, Azurite **Flame**, Azurite Crystal) through and outside of the physical and Etheric

Page: 195

 of the Azurite **Flame** within the Azurite Crystal "Throne of Power". 4. INHALE


 activate the Node **Flame** and its base-12 Ray in full Maharic coding to

 pale-silverblue EIROS **FLAME** at the E-Umbi point just below the Navel. EXHALE


 silver-blue Eiros **Flame** "flares" upward, its top point gently piercing the Orange

 silver-blue Eiros **Flame** and into the Murky Orange Sphere of the "Miasm-

Page: 198

 cataclysmic early Blue **Flame** activation. GA create "Arc of Covenant Gold Box/Rod


Page: 205

 and "Magenta **Flame**" in the outer layer of a Spherical, rather than natural


 The "Magenta **Flame**" has also been called the "Blood Flame" , "


 the "Blood **Flame**" , "Ruby Flame" or "Crimson Cresf" , which


 , "Ruby **Flame**" or "Crimson Cresf" , which was commonly known in

 of their Amoraea **Flame** Body). Presently the Wesedak Nephilim races are creating a "


Page: 207

 Bonding (Amoraea **Flame** Activation Level-2) Purpose: To prepare the Density-1 physical,


 run The Eiros **Flame** & Silver Sanctum (Technique-3) and Awakening the Amoraea

 Awakening the Amoraea **Flame** (Technique-? Amoraea Flame Activation Level-3) at least one

 (Technique-? Amoraea **Flame** Activation Level-3) at least one time within 5 weeks,


 Technique-4 Amoraea **Flame** Activation Level-1) and its preparation sequence, and Technique-5,

 within the Azurite **Flame** and Azurite Crystal at the Azur-A point in the


 Amoraea Egg, Azurite **Flame**, Azurite Crystal) through and outside of the physical and Etheric

Page: 208

 silver-blue Eiros **Flame** stationed at the E-Umbi point. Forcefully EXHALE Maharic Current

 into the Eiros **Flame** center at the E-Umbi point. Imagine that the

 that the Eiros **Flame** "flares", then expands with the Exhale Breath forming a

 the primary Eiros **Flame** Eckasha capsule surrounding you. 4. Return your attention to the

 silver-blue Eiros **Flame** REPLICa within the E-Umbi point. EXHALE strongly, while imagining

- 📄 the tiny Eiros **Flame** Replica enters the Metatronic "Feeding" Cord "pipe-line"
 - 📄 silver-blue Eiros **Flame** Replica stationed in the "Dark Sun" Iron Core Crystal
 - 📄 14 Pale-Gold-**Flame** Core Crystal, within the center of the 14th Chakra. Use
-

Page: 209

- 📄 the small Eiros **Flame** Replica that is waiting at the center of the Dull
 - 📄 silver-blue Eiros **Flame** Replica. Pushed from within by the expanding Golden-Silver-ONE
 - 📄 that the Eiros **Flame** Replica is expanding outward from the "Dark Sun" Implant,
 - 📄 until the Eiros **Flame** Replica has formed a Silver Sanctum Eckasha capsule completely around
-

Page: 210

- 📄 THE ETERNAL **FLAME** OF AMORAEA & THE "THRONE OF POWER" Activating the
 - 📄 and the Amoraea **Flame** Through activation of the dormant internal Flame of Amoraea, within
 - 📄 the dormant internal **Flame** of Amoraea, within the Density-1 physical body Templar, Dimensional
 - 📄 Eiros Silver Sanctum **Flame** to activate within the Density-2 Radial Body and Etheric
 - 📄 "Eternal Emerald **Flame** of Amoraea" to activate within the Density-1 and Density-
 - 📄 Density-2 Amoraea **Flame** causes the "Eternal Emerald Flame of Amoraea" Eckasha capsule
 - 📄 "Eternal Emerald **Flame** of Amoraea" Eckasha capsule to activate within the outer Reion
 - 📄 Density-2 Amoraea **Flame** causes the natural Density-2 Radial Body D-12 Manu-
 - 📄 Inner Ecka Center **Flame** of our Universal Veca system. Through the Amoraea activation the
 - 📄 and Emerald Amoraea **Flames** of Density-1 and Density-2 merge into one, forming
 - 📄 The united Amoraea **Flame** and Silver Sanctum prepare the 3-dimensional bio-fields of
 - 📄 Eiros Silver Sanctum **Flame** and Emerald Amoraea Flame capsule allow for safe, physical Star
 - 📄 and Emerald Amoraea **Flame** capsule allow for safe, physical Star Gate Ascension passage of
 - 📄 Central Eternal Manu **Flame** of the Ecka Worlds Temple of Khem-a-lo-ha-
-

Page: 211

- 📄 7: Awakening the **Flame** of Amoraea Azurite Crystal & Density-2 Soul Body Amoraea
- 📄 Soul Body Amoraea **Flame** Activation (Amoraea Flame Activation Level-3) Purpose: To activate
- 📄 Activation (Amoraea **Flame** Activation Level-3) Purpose: To activate the Density-2 Silver
- 📄 Sanctum and Amoraea **Flame** for formation of the TRANS-HARMONIC Amoraea Flame Eckasha Vehicle.
- 📄 TRANS-HARMONIC Amoraea **Flame** Eckasha Vehicle. Activation of Amoraea Flame opens the "ManU
- 📄 Activation of Amoraea **Flame** opens the "ManU Window" surrounding the Density- 1 and
- 📄 Technique-2 Eiros **Flame** Activation Level-1) and "The Eiros Flame & the

- 📌 "The Eiros **Flame** & the Silver Sanctum" (Technique-3 Eiros Flame Activation
 - 📌 Technique-3 Eiros **Flame** Activation Level-2) must be done previously at least one
 - 📌 the Silver Sanctum Eiros **Flame** Activation. The activated Density-1 Eiros frequencies are required to
 - 📌 Technique-4 Amoraea **Flame** Activation Level-1) should be done at least one time
-

Page: 213










- 📌 Silver Sanctum, Eiros **Flame**. The Azur-A Passage, extending between the Density-1 and
 - 📌 Density-2 Amoraea **Flame** Eckasha Body, or "Trans-harmonic Amoraea Flame Body". Relax,
 - 📌 Trans-harmonic Amoraea **Flame** Body". Relax, and breathe slowly, while focusing the mental body
 - 📌 within the Azurite **Flame**, inside of the Azurite Crystal Sphere. 13. With your attention
 - 📌 Central ManU Eternal **Flame** and 6-Dimensional Silver Sanctum, within and surrounding the Density-
-

Page: 214









- 📌 ·blue ManU **Flame**, about 2 3/4 inches high, within the Etheric Body
 - 📌 Blue, ManU Amoraea **Flame** spreads throughout every atom of the Density-1 and Density-
 - 📌 small Amoraea ManU **Flame**, at the Etheric Soul Body Azur-A, and INHALE, using
 - 📌 draw the Amoraea **Flame** through the Azur-A CORD, and into the physical body
 - 📌 push the Amoraea **Flame** down to the 13th Chakra at Earth's core. When the
 - 📌 When the Amoraea **Flame** enters the Chakra Seals of Chakra 13, the Amoraea Flame
 - 📌 13, the Amoraea **Flame** momentarily "flares", filling every atom in the physical and
 - 📌 on the Amoraea **Flame** at Chakra-13, prepare to INHALE DEEPLY, AND SIMULTANEOUSLY, FROM
 - 📌 AND the Amoraea **Flame** upward, from Earth Core, bringing the two currents of energy
 - 📌 activate the Amoraea **Flame** within the Azur-A. 19. Take a final 2-POINT INHALE,
 - 📌 of the Amoraea **Flame** at the Azur-A, then EXHALE forcefully, using the
 - 📌 expand the Amoraea **Flame** from within the Azur-A, outward through the body, until
 - 📌 until the Amoraea **Flame** is fully expanded around the entire body, and outward several
 - 📌 the activated Amoraea **Flame** Trans-harmonic Eckasha Capsule, will momentarily "flare", as the
 - 📌 as the Amoraea **Flame** phase-locks within both the Density-1, and Density-2
 - 📌 Eckasha Seal Amoraea **Flame** and the Azurite Crystal are now fully activated. Activation of
 - 📌 of the Amoraea **Flame** has opened the "ManU Window" surrounding the Density-1
-

Page: 215





- 📌 Field (Amoraea **Flame** Activation Level-4) When the Human body has successfully engaged

-  Eiros and Amoraea **Flame** bodies, through consistent application of Techniques 1-7 over a
 -  and Amoraea Emerald **Flame** bodies progressively and simultaneously activate within the Density-3 Oversoul
 -  the 4thDensity Amoraea **Flame** body progressively activates the personal Density-5 Kee-Ra-ShA
 -  Eiros and Amoraea **Flame** bodies into automatic, sustained, continual activation, setting 12-Strand DNA
 -  the full Amoraea **Flame** body for a period of 4-6 years transforms the
 -  the dormant internal **Flame** of Amoraea within the Densities 3 and 4 Etheric and
 -  Eiros Silver Sanctum **Flame** to activate within the Density-3 Radial Body and Pre-
 -  "Eternal Emerald **Flame** of Amoraea" to activate within the Densities-1 , 2
 -  Eiros Silver Sanctum **Flame** to activate within the Density-4 Radial Body and Ante-
-







Page: 216


-  "Eternal Emerald **Flame** of Amoraea" activates within the Densities-1, 2, 3 and
 -  and 4 Amoraea **Flames** causes the "Eternal Emerald Flame of Amoraea" Eckasha capsules
 -  "Eternal Emerald **Flame** of Amoraea" Eckasha capsules to activate within the outer Reion
 -  and 4 Amoraea **Flames** causes the natural Densities 3 and 4 Radial Bodies D-
 -  Inner Ecka Center **Flame** of our Universal Veca system. Through full Amoraea activation the
 -  and Emerald Amoraea **Flames** of Densities-1, 2, 3 and 4 merge into one,
 -  The united Amoraea **Flames** and Silver Sanctums prepare the 3-dimensional bio-fields of
 -  Minds. Full Amoraea **Flame** Body activation also initiates permanent opening of the natural "
-

Page: 217





















-  Eiros Silver Sanctum **Flame** and Emerald Amoraea Flame capsule allow for safe, physical Star
 -  and Emerald Amoraea **Flame** capsule allow for safe, physical Star Gate Ascension passage of
 -  and 4 Amoraea **Flame** activation initiate opening of the Inner Ecka Central Eternal ManU
 -  Central Eternal ManU **Flame** of the Ecka Worlds Temple of Khem-a-lo-ha-
-

Page: 218












-  Buffer (Amoraea **Flame** Activation Level-4) Purpose: To protect the DNA Template &
-  Eiros and Amoraea **Flame** into sustained, continual activation, setting 12 Strand DNA Template activation,
-  Eiros and Amoraea **Flame** Bodies, creating eventual full Cruxansatea ManU Window and Eckasha Merkaba
-  Kee-Ra-ShA **Flames**; 1 Pale Turquoise, 1 Pale Yellow & 1 Pale Pink-
-  Kee-Ra-ShA **Flames** surrounding it, upward to the Maharic Shield Center 12" below
-  Hierophant and 3 **Flames** expanding outward on a horizontal plane throughout your Pale Silver











 Eckasha & 3 **Flames** move outward, imagine the Maharic Shield Disc expanding outward to

Page: 219










 Eckasha Hierophant "**flame**" in the center of your Maharic Shield. 6. EXHALE GENTLY,
 ShA Eckasha Hierophant **flame** as a Pale Silver, energized, 3-Dimensional Eckasha "tear
 the "Eckasha **Flame**". 7. INHALE SLOWLY, using the inhale breath to SIMULTANEOUSLY draw
 from the Eckasha **Flame** stationed at the center of your Maharic Shield 12" below
 from the Eckasha **Flame** and into the small Chakra in the BALL of your
 draw the Eckasha **Flame** from the center of your Maharic Shield up through the
 when the Eckasha **Flame** has entered the Emerald Green Crystal at the E-Umbi.
 into the Eckasha **Flame** within the Emerald Green Crystal at the E-Umbi Point.
 expand the Eckasha **Flame** from within, while imagining that the Eckasha Flame & Emerald
 that the Eckasha **Flame** & Emerald Crystal "pop", releasing the Kee-Ra-ShA
 ShA & Eckasha **Flame** frequencies into the E-Umbi Point. 12. Breathe gently for
 indigo-blue-violet **flame**, about 2" high, spontaneously ignites within the E-Umbi Point.
 Blue-Violet Eiros **Flame**. Activation of the Eckasha Flame, the Kee-Ra-ShA and
 of the Eckasha **Flame**, the Kee-Ra-ShA and Maharic Currents, within the E-
 of the Eiros **Flame** within the E-Umbi Point. 13. INHALE, using the inhale
 lue-violet Eiros **Flame** up the central vertical current and into the Azur-A
 deposit the Eiros **Flame** within the deep, Azure-blue Crystal at the Azur-A
 blue-violet Eiros **Flame** at the AzurA Point. EXHALE FORCEFULLY, using the exhale to
 expand the Eiros **Flame** from within, until it "pops" within the AzurA Point.
 Azure -Blue **Flame**, about 2" high, spontaneously The MCEO Freedom Teachings® Series

Page: 220






 Body Emerald Amoraea **Flame**. 16. INHALE pale silver, D-12 Maharic Current up
 the small Azurite **Flame** at the Azur-A Point. EXHALE FORCEFULLY, using the exhale
 expand the Azurite **Flame** outward from the Azur-A Point into the Auric Field,
 as the Azurite **Flame** expands outward, its color changes from deep Azure-blue, to
 the full Amoraea **Flame** Activate within the Azur-A Point. 17. Breathe gently
 Green-Blue Amoraea **Flame** continues to expand throughout the Auric field. Imagine the Auric
 tear drop" Emerald **Flame**, with a palesilver-indigo-blue-violet Eiros "Silver sanctum"
 the Emerald Amoraea **Flame** expands downward to Chakra 13 at Earth's Core, while the
 Emerald Green Amoraea **Flame** is now fully expanded to encompass the Maharic Shield. 18.
 Pale Silver Maharic **Flame** in the Azur-A. EXHALE FORCEFULLY, using the exhale breath
 Pale Silver Maharic **Flame** UP from the Azur-A and into the Pineal gland

 pale Silver Maharic **Flame** holds 2 tiny crystals at its center, that appear as
 into the Maharic **Flame** stationed in your Pineal Gland. EXHALE FORCEFULLY, using the breath
 fill the Maharic **Flame** with a burst of Maharic Current. Breathe easy, and imagine
 within the Maharic **Flame** vibrate for a moment, then burst into 2 tiny flames;
 into 2 tiny **flames**; one Violet, one Gold, within the 2" high Maharic Flame.
 2" high Maharic **Flame**. INHALE Maharic frequency up from Chakra 13, and into the
 into the Maharic **Flame** at the Pineal gland, and gently EXHALE the Maharic Current.
 Violet & Gold **Flames**, within the Maharic Flame, FLARE in a MagentaPale-Pink Flash,
 within the Maharic **Flame**, FLARE in a MagentaPale-Pink Flash, as they de-polarize
 with the Maharic **Flame** forming a Silvery-Pink SUN BURST of D-12 +



Page: 221

 the amplified Amoraea **Flame**, and this simultaneously creates an Amoraea Seal within, and around,
 Pink Kee-RaShA **Flames** in Chakra 13 at Earth's Core. 2 INHALE FORCEFULLY, DRAWING
 Kee-Ra-ShA **Flames** up to the center of the Maharic Shield 12" below
 Kee-Ra-ShA **Flames** up the Central Vertical Current, first to the Base Chakra,
 Silver-Blue Eiros **Flame** .IGNITES in the E-Umbi Point, as the Eckasha
 Kee-Ra-ShA **Flames** "pop" and disappear. 4. INHALE FORCEFULLY drawing the Pale
 Silver-Blue Eiros **Flame** up to the Azur-A Point, at the base of
 the large Amoraea **Flame** Capsule surrounding your body, amplifying the already activated Amoraea Flame.
 already activated Amoraea **Flame**. 5. INHALE Maharic frequency up from Chakra 13, to the

Page: 228

 Amoraea-Eckasha-A **Flame** Body Activation INITIATED on November 5-6, 2002, with the
 Amoraea-Eckasha-A **Flame** Body on December 21, 2012. For Bridge Zone alignment and
 Amoraea-Eckasha-A **Flame**, the body and Shields of the ascending life-field must
 center poin't Amoraea **Flames** within the Azur-A points of Shields initiate/anchor, then
 Eckasha-Aah- Amoraea **Flame** of Living Ka-Tha-Ra ("Light-Sound-ONE) Initiates

Page: 229

 Pillar" Eckasha-AahAmoraea **Flame** during the Cosmic 11 :11 Initiation of May 27,
 Eckasha-Aah-Amoraea **Flame** frequency within our Universal-GalacticPlanetary Shields. The inorganic "Golden

Page: 230

 Eckasha-Aah-Amoraea **Flame** Body "support capsule" through which the final Cosmic 11

- Amoraea Cosmic **Flame** to enter into the lowest Veca Universes. The Cosmic 11
- and Eukatharaista-Amoraea **Flame** Body, allowing release of the Eukatharaista-Amoraea "Cosmic Krist
- "Cosmic Krist **Flame**". The Krist-1 Code holds within it the mathematical programs

Page: 231

- the EckashaAah-Amoraea **Flame** "Pillar 13" at the Shield Center Azur-A first
- Eckasha-Aah-Amoraea **Flame** can anchor/ Initiate within the lower Shields, the Universal Radial
- Eckasha-Aah-Amoraea **Flame** 13th Pillar to pass from one God World level to
- Bodies into their **Flame** Body, which then. opens the central shield Azur-A points
- Eckasha-Aah-Amoraea **Flame**"), passed from PSG-12, to the Andorra Amethyst-APIN-interface,

Page: 232

- Amoraea Eiros Eternal **Flame** frequencies anchor in their grids. Portions of the Shields that
- of Palaidor). Amoraea **Flame** Body Initiations Techniques 12, 13, 14, 16 and 17 are

Page: 233

- 5; Eckasha-Amoraea **Flame** Body Activation Purpose: To Initiate parts 1 and 2, Scepter
- 5 Veca-Amoraea **Flame** Body activation through activation of the Density-5 Rishiic Shield
- 12:12:12 **Flame** Body Activation that Earth will enter on December 21, 2002.
- and Veca Amoraea **Flame** Bodies in preparation for anchoring/Initiating the Cosmic 11 :
- 11 Eckasha-Amoraea **Flame** Activation- Veca Code 11:11 parallel Thun-ImmanU Induction .

Page: 235

- of the Amoraea **Flame** Level4 (Technique 8). When Technique 8 procedures are practiced
- Level-4 Amoraea **Flame** activation, this L TR Power grid can be used at
- of the Amoraea **Flame** body. This technique is most effective when preceded by one
- The Eternal Divine **Flame** this I be always & forever Divine Love HA ·


Page: 237

- & the Amoraea **Flame** of Divine Christiac Love The anti-christiac Planetary Sword Initiation
- "Trans-harmonic **Flame** of Amoraea" at the AzurA point (re: Techniques 1-
- Divine Blueprint Amoraea **Flame** generates sufficient trans-harmonic frequency in the body to progressively
- the full Amoraea **Flame** within our bodies before the May 27, 2003 Shadow Body

Page: 238




instructed the Eieyani **Flame** Keeper Races of the Ecka Worlds to "put Earth


 the Amoraea Eternal **Flame** to fully anchor within the Veca Shields, preventing the shields

 the AMORAEA CENTRAL **FLAME** of the Reuchea, creating a massive CENTRAL SE·UR"

Page: 239

 to the Blue **Flame** Current released by the UIR activated BeaST machine. As per

Page: 240

 OWN ACTIVATED AMORAEA **FLAME** BODY which, when sufficiently activated, creates a "walking safe

Page: 246

 4-density Amoraea **Flame** and Eckasha Merkaba activation cannot fully anchor in the physical


 Eiros and Amoraea **Flame** Body from the D-4 Astral Body level as natural

Page: 247

 upon the Amoraea **Flame** of Divine Love that burns eternal now within me

Page: 250

 and "Eiros **Flame** & the Silver Sanctum" (Technique-3) must be done


 Silver Sanctum-Eiros **Flame** Activation. The activated Density-1 Eiros frequencies are required to

 Seal or activating **Flame** Body, close eyes and breathe slowly for a few moments.


 which the Eternal **Flame** of Amoraea embodies. 2. Imagine yourself and your awareness as

 of the Amoraea **Flame** of Eternal Christed Love. Imagine that the Amoraea Gateway is

 and Manu Azurite **Flame**, is the Eternal STILL POINT through which the "Still

 the Eternal Azurite **Flame** of the deep-Azure-blue Azurite Crystal Sphere, the Inner

 through the Azurite **Flame** and into the Amoraea Egg. EXHALE gently filling the Amoraea


 that an Azurite **Flame** of deep-Azure-blue extends into the room, fully enshrouding

 beyond the Azurite **Flame** is the Azurite Crystal Sphere; SENSE the Azurite Crystal as

Page: 251

 Amoraea Egg, Azurite **flame** and Azurite crystal back into the Azur-A. Exhale once

Page: 252

 Eckasha · Amoraea **Flame** Body Activation Purpose: To expedite Initiation and activation of Veca


Page: 253


 Eckasha · Amoraea **Flame** Body Activation Purpose: To expedite Initiation and activation of Veca

Page: 254

 Eckasha - Amoraea **Flame** Body Activation Thun-Immanu Presented by Adashi MCEO LLC in


Page: 258

 The dominant "**Flame** Group" (Blue, Gold, Violet) with which one is currently

 Race- Braharama • **Flame** Group - Violet Flame • Primary Ray Colours - 0-

 Group - Violet **Flame** • Primary Ray Colours - 0-15 Pale Magenta Pink

Page: 259


 Seraphei-Seraphim • **Flame** Group - Gold Flame • Primary Ray Colours- 0-14


 Group - Gold **Flame** • Primary Ray Colours- 0-14 Pale Yellow+ 0-11

 Eiohim . • **Flame** Group - Blue Flame • Primary Ray Colours- 0-13

 Group - Blue **Flame** • Primary Ray Colours- 0-13 Pale Turquoise & 0-

Page: 261

 Mastery Requires Amoraea **Flame** Body activation level 4 - technique 8 and at least

 blue-green outer **flame** = 43- 48 strand Eckatic Indigo-1 Elohei-Eiohim. i.

 2-31% = **flame** activations will hold Dancers at bay but cannot fully de-

 de-cord. Amoraea **flame** will prevent future Dancer infiltration until natural body transition.
Self

 31-51% = **flame** activations will clear Dancer cords via gentle separation of Maharic

 .5-78% = **flame** activations will clear Dancers and expedite healing and activation of

Page: 262

 78-100% = **flame** activations rap idly heal and expedite full activation of 12-


 original form. Most **flame** contracts as Gate Keepers to assist others to Bridge Zone


 cycle. 4. Detect **Flame** Body Activation Level at Present: Observe centre point of Sun

 1 full Eiros **Flame** 6 = Density-2 full Amoraea Flame level-1 6

 2 full Amoraea **Flame** level-1 6 . " " = Density-3 full

 3 full Amoraea **Flame** level-2 . " " - = Density-4 full

 4 full Amoraea **Flame** level-3 (+) Y = Density-4 full Amoraea Flame

 4 full Amoraea **Flame** level-4 (Note: Amoraea levels 3 and 4 will

Page: 263

 consciousness and amplify **Flame** Body activation and Shadow Healing. 8. Detect if you have




Page: 264

 Silver and Amoraea **Flame** Blue-Green frequency up from Chakra 13 and run it

Page: 271

-  ManU - Blue **Flame** Elohei-Eiohim- Pale Silver+ Blue Flame= Pale Turquoise- Tone: Ma"a-
 -  Pale Silver+ Blue **Flame**= Pale Turquoise- Tone: Ma"a- KEE Direct Cognition TOTALS FOR PNs
 -  12 15 Violet **Flame** ... EirA Bra-ha-Rama , Violet/Dark Sapphire +
 -  10 14 Gold **Flame** ... ManA Seraphei-Seraphim I Gold Flame + Pale Silver
 -  Seraphim I Gold **Flame** + Pale Silver = Pale Yellow I Tone: Hara- Ral
-



Page: 279

-  and the Violet **Flame** Frequencies of the Kee-Ra-ShA. Too little EirA is
 -  and the Gold **Flame** Frequencies of the Kee-Ra-ShA. Too little ManA is
 -  with the Blue **Flame**. Too little Manu is reflected by low scores too, and
-

Page: 280

-  15 The Amoraea **Flame** Contact Platform-CONTACT-1 and the "Witness Self-test"
-

Page: 282

-  Aah • Amoraea **Flame** Body Activation Purpose: To complete initiation of the Cosmic 12:
 -  Eckasha -.Amoraea **Flame** Body Activation as it activates within the Universal- Galactic- Planetary
-

Page: 286


-  Krist Codes for **Flame** Body Techniques Technique 16 Technique 17 The MCEO Freedom Teachings
-


File : [2002_VoyagersII_scan.pdf](#)
Title : Voyagers II - Secrets of Amenti
Subject : Freedom Teachings
Author : Ashayana Deane
Keywords :

Page: 12


 of Amenti Blue **Flame** Morphogenetic Field The Ivory Gates of Tara 25,000,000 YA Once

Page: 13

 an electric-blue **flame** with a pale shade of green, several inches in height.

 height. The blue **flame**, which constitutes Earth's portion of Tara's morphogenetic field, was brought

Page: 14


 in the blue **flame** allowed for the Halls of Amenti to open so the

 on Earth. The **flame** was stored within the Sphere of Amenti and as long

 Tara. The Blue **Flame** became known as the Staff of Amenti which is the

 3. The Blue **Flame** Staff of Amenti was composed of frequency patterns of dimensions


 with the double **flame** at Gaia's core, the violet and pale-gold flames that


 and pale-gold **flames** that would allow Gaia to link with the white-gold

 the white-gold **flame** of the Metagalactic core. When we speak of the colored

 of the colored **flames** we are referring to multiple bands of frequency of which


 So the Blue **Flame** Staff of Amenti, stored within the time warp morphogenetic field

 through the Blue **Flame** in order to transmute form and appear on Tara. In

 schools the Blue **Flame** gateway became known as the Gates of Ivory, which became

 to the Blue **Flame** Staff of Amenti, the energetic gateway to Tara. Needless to

Page: 16

 enter the Blue **Flame** morphogenetic field of Tara with its consciousness, which began activation

Page: 19

 through the Blue **Flame** in the Sphere of Amenti and re-manifest on Tara,

 through the Blue **Flame**. Humans carrying this code distortion became trapped in their matter

Page: 20

 through the Blue **Flame** and re-manifest on Tara to continue evolution. The Seal

Page: 22

 through the Blue **Flame** in the Sphere of Amenti to occur. The Third and


Page: 29

 through the Blue **Flame** and the Halls of Amenti to reappear on Tara. The


 through the Blue **Flame** in the Halls of Amenti and experience teleportation through the

Page: 31

 of the Blue **Flame** and Melchizedek Priesthood, and Priesthoods of Ur and Mu from

 of the Blue **Flame** and the Templar and Axion Seals, the Eye of Elohim and

Page: 32

 of the Blue **Flame** about 10,000 years ago (about 8,000 BC) when the


 of Amenti/Blue **Flame**/Tara's morphogenetic field out of the hands of the unbalanced,

 of the Blue **Flame** 10,000 years ago resulted in the instrumentation of two more

 through the Blue **Flame**. Those bearing the Templar Axion Seal could eventually pass into Tara

Page: 50

 enter the Blue **Flame** within the Sphere of Amenti. The Blue Flame would then


 Amenti. The Blue **Flame** would then send a corresponding spark of fifth-dimensional frequency

 D-5 Blue **Flame** morphogenetic field of Tara. 50

Page: 51

 while the Blue **Flame** remained within the Andromeda planet. Originally, the descent of the

 receive the Blue **Flame** of Amenti. The Blue Flame would begin a rapid descent


 Amenti. The Blue **Flame** would begin a rapid descent to Earth core following the


 for the Blue **Flame** to descend to Earth through the Arc of the Covenant.

 of the Blue **Flame** was a very precise process, and had to be orchestrated


 of the Blue **Flame**, as certain conditions had to be planned in advance of


 blend the Blue **Flame** could not directly enter the Sphere of Amenti as the


 of the Blue **Flame** merged directly with the second dimensional frequencies of Earth's core, Earth's


 of the Blue **Flame** within their own energy system through the height of the


 close, the Blue **Flame** would be returned to the Sphere of Amenti at Earth's


 through the Blue **Flame**. For people who had not yet assembled the fifth strand,


 as the Blue **Flame** remained within the Sphere of Amenti at Earth's core, the


 Keepers of the **Flame**, and they would, over a period of years, dispense the


 was through, the **Flame** would be placed back in the Sphere and the remaining


 Keepers of the **Flame** would be responsible for assisting people who were ready to


 Keepers of the **Flame** would receive their infusion of D-5 frequency from one


 would allow the **Flame** to be fully embodied as it passed through the Arc


 is called the **Flame** Bearer or the Staff Holder. The Flame Bearer would have


 Staff Holder. The **Flame** Bearer would have to activate the 12-strand DNA package


 to embody the **Flame**. This person would incarnate with a support team of six


 to allow the **Flame** Bearer to fully activate the codes. Due to the bio-


 human body, the **Flame** Bearer would have to be female in gender, the avatars


 the orange-gold **Flame** morphogenetic field of Earth, during the time of transition. The


 from the Blue **Flame** of Arnenti through the passageway of the Arc of the


 of the Blue **Flame** allowed Atlantean civilization to access multidimensional frequency, through which the


 from the Blue **Flame** of Amenti that was stored in the Andromeda galaxy. Both


 and the Blue **Flame** (morphogenetic field for Tara) could be released and returned


 With the Blue **Flame** Staff of Amenti under their control, the Anunnaki Resistance could


 from the Blue **Flame** in order to charge objects with UHF fifth-dimensional energy.





 the Orange-gold **Flame** of Earth's core. This object became known as the Rod.

 of the Blue **Flame** morphogenetic field. This object was called the Staff. Though these













 of the morphogenetic **flames** of the D-2 Rod and the D-5 Staff

 of the Blue **Flame** morphogenetic field of Tara, which needed to be embodied on





 hold the Blue **Flame**. In order to raise the grid speed, 8% of the

 BC the Blue **Flame** of Amenti descended and was embodied by the Melchizedek Cloister
 the Melchizedek Cloister **Flame** Holder, who became the High Priest of Akhenaton's Atonist movement.
 Keepers of the **Flame** were birthed into this time period in synchronization with Akhenaton's
 of the embodied **flame** had stabilized within the Earth grid. At the age of 24




Page: 87

 of the Blue **Flame**, who held strategic positions within Akhenaton's inner council, would be
 of the Blue **Flame** were headed by the primary Flame Holder, a woman named
 by the primary **Flame** Holder, a woman named Phaelopea, who for long held the
 circle of the **Flame** Keepers was composed of General Haremhab, head of Akhenaton's strategic
 of the Blue **Flame** Melchizedeks among Akhenaton's ranks, who had originally been sent to
 appropriately, the Blue **Flame** Melchizedeks were assisted by the Elohim to carry out ascension
 of the Blue **Flame** would not have to pass through the portions of Inner
 of the Blue **Flame** lead qualified Serres-Egyptians and others to the Arc of
 of the Blue **Flame**, and charged identified members with treason, and sentenced them to
 of the Blue **Flame**. General Haremhab's affiliation with the Keepers of the Blue Flame
 of the Blue **Flame** had not yet been discovered, and he remained an operative
 of the Blue **Flame**. The confrontation took place within the hidden passages beneath Giza,




Page: 88


 of the Blue **Flame** in their ascension practices. Using the Staff, Akhenaton attempted to
 of Amenti. The **Flame** Holder transmitted the D-5 frequencies held within her body
 be the next **Flame** Holder. Ankhi transmitted the D-5 frequencies of the flame
 frequencies of the **flame** into the Sphere of Amenti to counter the transmissions of

Page: 89


 to allow the **Flame** Keepers to go free. He was further advised to continue
 of the other **Flame** Keepers, also continued ascension attempts for the Serres-Egyptian peoples.
 Staff or Blue **Flame**. Neither man realized they were sending people into fragmentation and


Page: 90


 as heir. The **Flame** Keepers and Ankhi (wife number 4, whom Nefertiti blamed
 of the Blue **Flame** hoped to see Smenkhkare replaced by Sabatoth, but after the
 of the Blue **Flame**. A child was born to Ihopetohetep, the wife of Sabatoth,

 of the Blue **Flame** kept the child's true lineage hidden and orchestrated a marriage


Page: 91

 of the Blue **Flame**. This required a slow but steady integration of the belief


 of the Blue **Flame**, Tutankhamon attempted to resist Haremhab's campaign. In 1331 BC, when

 of the Blue **Flame**. Haremhab reigned as Pharaoh from 1324 BC until his death

 of the Blue **Flame** became scattered throughout Egypt, being considered criminals of the state

 of the Blue **Flame** Melchizedeks. The Rod and Staff 91


Page: 93


 of the Blue **Flame** Melchizedek Essenes and the Templar-Melchizedek Essenes. Despite this achievement,

Page: 94

 of the Blue **Flame** Pure-Cloister Family Melchizedeks. The Blue Flame Melchizedeks had not

 Melchizedeks. The Blue **Flame** Melchizedeks had not received the Templar Seal in 8,000 BC,

 with the Blue **Flame** Melchizedek Essenes by the Azurite Council. The Blue Flame Melchizedeks

 Council. The Blue **Flame** Melchizedeks taught the original, non-patriarchal, egalitarian creed of the

Page: 95

 to a Blue **Flame** Melchizedek-Hebrew Essene mother and a Blue Flame Melchizedek-Hibiru

 and a Blue **Flame** Melchizedek-Hibiru Cloister Essene father. It was not an Immaculate

 within the Blue **Flame** Melchizedek Essene sect. The child's soul essence was born of

Page: 96

 and the Blue **Flame** Melchizedek Essenes secretly orchestrated ascension for various groups, directly through

 into the Blue **Flame** of Tara's morphogenetic field and into Tara.) Through Jesheua-12, the

 followed the Blue **Flame** Cloister Melchizedek Essenes were appointed by the Azurites of Ra,

Page: 97

 and the Blue **Flame** Melchizedek Essenes remained primarily hidden and practiced as a secret




 and his Blue **Flame** Melchizedek Essene ascension school, so the majority of the Hebrew

Page: 98

 and the Blue **Flame** Melchizedek Essenes. They traveled throughout Egypt and Nubia and into

 a male Blue **Flame** Melchizedek who would serve as adoptive father to the child



Page: 99

 Earth. The Blue **Flame** Melchizedeks carried on his teaching legacy and became the primary
 by the Blue **Flame** Melchizedeks and Priests of Ur, would eventually come to light within
 Templar Melchizedeks, Blue **Flame** Melchizedeks and many other unrelated Host Matrix groups have assisted,


Page: 100


 of the Blue **Flame** Cloister Melchizedeks and the Hebrew Essenes who followed them, but

Page: 111


 and the Blue **Flame** Staff of Amenti, Earth's portion of Tara's morphogenetic field, will
 and the Blue **Flame** must be embodied within 8% of Earth's populations. Individuals whose

Page: 114

 Amenti, the Blue **Flame** and Human Evolution The complex processes of particle mechanics, morphogenetic

 point. The Blue **Flame** Staff of Amenti, Earth's portion of Tara's D-5 morphogenetic


 If the Blue **Flame** is not embodied on Earth when the grids begin to

 core the Blue **Flame** is stored within. The fifth-dimensional energy infusion would then


 if the Blue **Flame** were not embodied on Earth during the time of grid

 and the Blue **Flame**, so the grids of Earth and Tara again would be

Page: 115

 and the Blue **Flame** successfully embodies, during the half-point in the second ascension

Page: 126

 12 Wave-of **Flame** and Red Pulse In January of 1972 members of the


Page: 127

 wave of solar **flame** within the D-1 frequency bands. Life -forms on

 Pulse Wave of **Flame** would be coming in on the electrical overtone D-1

Page: 128


 for the Blue **Flame** of Amenti to become embodied on Earth between 2012 and

 of the Blue **Flame** of Amenti and the shift of Earth from the D-

Page: 129

 of the Blue **Flame** had to be embodied within the populations of Earth, no

Page: 135

 of the Blue **Flame** and Earth's temporary 2000 AD shift into the D-4

Page: 136

 and the Blue **Flame** stayed on schedule. Guardians were to maintain planetary balance while


Page: 141


 as "twin **flames**", but does not necessarily imply a romantic "soul mate"


Page: 162

 of the Blue **Flame** Staff of Amenti within their consciousness and morphogenetic field, and


Page: 177


 plugged. The Blue **Flame** of Amenti would begin its 12-year descent to Earth


 grid, the Blue **Flame** would embody within the Keepers of the Blue Flame and


 of the Blue **Flame** and the masses who had assembled the fourth DNA strand


Page: 178


 of the Blue **Flame** and Keepers of the Violet Flame would receive their "

 of the Violet **Flame** would receive their "wake up call" and progressively undergo


 of Tara's Blue **Flame** morphogenetic field would embody the Blue Flame on 5/5/

 embody the Blue **Flame** on 5/5/2012, and begin initiating Stellar Activations in


 of Gaia's Violet **Flame** morphogenetic field would embody the Violet Flame on 1/1/

 embody the Violet **Flame** on 1/1/2017 and begin ascending people to Gaia

 Blue and Violet **Flames**, into the Meta-galactic Core at D-8, for those

 5/2012, the **Flame** Holders would activate the Hall of Records, and on 12/


Page: 180

 Wave of Solar **Flame** from moving through Earth and neighboring planets. Transmission of these

Page: 183


 Blue And Violet **Flames** Begin First Stellar Activation, The Solar-Heart Star Activation. The

 Blue and Violet **Flames** and their Flame Holders began the D-4 Solar- Heart

 Flames and their **Flame** Holders began the D-4 Solar- Heart Star Activation, initiating

Page: 186

 of the Blue **Flame** of Amenti and the opening of the Halls of Amenti

 and Orange-Gold **Flames** also possess this genetic configuration. The Sixth Root Race Muvarians

Page: 191



of the Blue **Flame** and the Keepers of the Violet Flame. Many of you



of the Violet **Flame**. Many of you reading this book may have hidden soul



Blue or Violet **Flames**. The Flame Keepers are a specialized soul group that carries



Violet Flames. The **Flame** Keepers are a specialized soul group that carries the Celestial



human evolutionary process. **Flame** Keepers possess specialized genetic codes that will allow them to



call" to the **Flame** Keepers, it is time for them to remember their higher



concept of the **Flame** Keepers are likely to be members of the Blue or



Blue or Violet **Flame** soul groups. The Keepers of the Blue Flame (Tara's



of the Blue **Flame** (Tara's HU-2, D-5 morphogenetic field) begin and



of the Violet **Flame** (Gaia's 1. Three-day particle conversion period between 5/

Page: 192



and the two **Flame** Keepers groups in this chronology to assist the Keepers in



2000 Transcendence Day. **Flame** Keepers Begin Blue Wave Infusions. By 7/1998 the Sphere



Blue and Violet **Flame**, as they assembled half of the fourth DNA strand, halfway



6/1996. The **Flame** Keepers will complete their Solar Activation on 11/1/2000, in



Infusions of the **Flame** Keepers will complete in 1/ 2002. 2. August 30-September

Page: 194



Grid. The Blue **Flame** Begins Its 12-year Descent to Earth, Through the Alcyone



Blue and Violet **Flames** Complete SolarHeart Star Activation. Keepers of the Blue Flame Begin



of the Blue **Flame** Begin Fifth Strand-D-5 Pleiadian-Soul Seat Activation. The



Blue and Violet **Flames** will complete their Solar Activation, assembly and activation of DNA



of the Blue **Flame** will begin their D-5 Pleiadian-Soul Seat-Activation and



of the Blue **Flame** of Amenti on 5/5/2012. The Keepers of the



of the Blue **Flame** begin their Pleiadian-Soul Seat -Activation in 1 I



of the Violet **Flame** will begin their Pleiadian- 194

Page: 195



2005. The Blue **Flame** begins its 12-year descent to Earth through the Alcyone

Page: 198



who represent the **Flame** Holders of the D-2 Orange-Gold Flame (a




2 Orange-Gold **Flame** (a male), the D-5 Blue Flame (female)





D-5 Blue **Flame** (female) and the D-7 Violet Flame (female)





D-7 Violet **Flame** (female) must enter the Sphinx through the D-4


 decoded by the **Flame** Holders. The symbols are multidimensional Keylontic Access Codes that, once


 of Records. The **Flame** Holders will be guided to Egypt with a small support


 appropriate time. The **Flame** Holders must enter the activation site using the astral body.


 is activated, the **Flame** Holders within the Kings Chamber will receive a "Blue

 a "Blue **Flame** Infusion" (a bodily infusion of UHF D-5 energy


 only to the **Flame** Holders and beings with D-15 "clearance" (beings


 the infusions, the **Flame** Holders will link their bio-energetic fields, and enter the


 bodies of the **Flame** holders serve as a conduit through which the electronically stored

 of Amenti. The **Flame** Holders allow the Hall of Records to be put "


Page: 199


 until the Blue **Flame** of Amenti embodies on Earth, with the birth of the


 flow through the **Flame** Holders and into the Sphere of Amenti. If the Halls


 this time the **Flame** Holders will be called to activate the Hall of Records


Page: 200


 Blue and Violet **Flames** End Blue Wave Infusions. Keepers of the Blue Flame Begin


 of the Blue **Flame** Begin Violet Wave Infusions. The Keepers of the Blue and


 Blue and Violet **Flames** will complete their Blue Wave infusions in 1/2002 and

 of the Blue **Flame** will begin Violet Wave Infusions. The Keepers of the Blue


 Blue and Violet **Flames** complete their D-5/D- 6 Blue Wave Infusions that


 of the Blue **Flame** are halfway through their D-5 Pleiadian-Soul Seat Activation


 of the Blue **Flame**. The Keepers of the Violet Flame will begin their D-


 of the Violet **Flame** will begin their D-5 PleiadianSoul Seat Activation on 1


Page: 204


 when the Blue **Flame** is embodied on Earth. The D-5 Pleiadian Activation pre-


 of the Blue **Flame** Begin Sixth DNA Strand, D-6 Sirian-Earth Star Activation.

 of the Violet **Flame** Begin Fifth DNA Strand, D-5 Pleiadian-Soul Seat Activation.


 of the Blue **Flame** complete their D-5 Pleiadian -Soul Seat Activation and






 embodying Tara"s Blue **Flame** morphogenetic field on 5/5/2012. The Keepers of the

 of the Violet **Flame** begin their D-5 Pleiadian-Soul Seat Activation and assembly

 embodying Gaia"s Violet **Flame** morphogenetic field on 1/1/2017. 17. June 2006: Earth

Page: 205














 of the Blue **Flame** Begin Gold Wave Infusions. Keepers of the Violet Flame Begin

 of the Violet **Flame** Begin Violet Wave Infusions. The Keepers of the Blue Flame
 of the Blue **Flame** are half way through their D-6 Sirian- Earth Star
 of the Blue **Flame**. The Keepers of the Violet Flame are half way through
 of the Violet **Flame** are half way through their D-5 Pleadian-Soul Seat
 of the Violet **Flame**. 205











Page: 206

 after the Violet **Flame** embodies on Earth in 2017. Assembly and activation of the










Page: 207

 of the Blue **Flame** Begin Seventh DNA Strand, D-7 Arcturian-Core Star Activation.
 of the Violet **Flame** Begin Sixth DNA Strand, D-6 Sirian-Earth Star Activation.
 of the Blue **Flame** complete their D-6 Sirian-Earth Star Activation and will
 embodying the Blue **Flame** in 2012. The Keepers of the Violet Flame complete their
 of the Violet **Flame** complete their D-5 Pleadian-Soul Seat Activation and will
 embodying the Violet **Flame** in 2017. 23. June 2010: Earth Begins Gold Wave Infusions.
 of the Blue **Flame** Begin Silver Wave Infusions. Keepers of the Violet Flame Begin
 of the Violet **Flame** Begin Gold Wave Infusions. The Keepers of the Blue Flame
 of the Blue **Flame** are half way through their D-7 Arcturian - Core
 of the Blue **Flame** Holders. The Keepers of the Violet Flame are half way
 of the Violet **Flame** are half way through their D-6 Sirian -Earth
 of the Violet **Flame**. 25. January 1, 2012: Earth Completes D-6 Sirian-Earth
 Earth's Grid. Blue **Flame** 207
























Page: 208





 of the Blue **Flame** Activate Eighth DNA Strand and Begin D-8 Orion-Earth
 of the Violet **Flame** Activate Seventh DNA Strand, D-7 Arcturian-Core Star Activation.
 America. The Blue **Flame** of Amenti begins its final approach to Earth through the
 of the Blue **Flame** complete their D-7 Arcturian- Core Star Activation, fully activating
 of the Blue **Flame** begin activating the eighth DNA strand, initiating their D-8
 bodies of the **Flame** Keepers become transmitters of UHF light and sound, as their
 7 frequency. The **Flame** Keepers become conduits for D-7 energies, which flow to
 bodies of the **Flame** Keepers achieving Arcturian-Core Star Activation, D-7 frequency runs
 Activation, the Blue **Flame** Keepers hold the power within their bio-energetic fields to
 Activations allow the **Flame** Keepers to become transmitters of D-8 and D-9

Page: 209



 of the Blue **Flame** begin their D-8 Orion-Earth Core Activation, the Keepers
 of the Violet **Flame** begin their D-7 Arcturian-Core Star Activation. 26. March
 of the Blue **Flame** Begin Blue-black Liquid Light Wave Infusions. The Keepers of
 of the Blue **Flame** are half way through their D-8 Orion-Earth Core
 of the Blue **Flame**. 27. May 5, 2012, 12:01 AM: Birth of Avatar
 of the Blue **Flame** End D-8 Orion-Earth Core Activation and Begin D-
 Activation. The Blue **Flame** of Amenti Embodies within the Keepers of the Blue Flame.
 of the Blue **Flame**. Spontaneous Mass Awakening Occurs. The Halls of Amenti Open and
 Begin. The Three **Flame** Holders Are Called to Giza to Activate the Hall Of

Page: 210






 of the Blue **Flame** complete their D-8 OrionEarth Core Activation, becoming eighth-level
 of the Blue **Flame** become ninth-level avatars. The Keepers of the Blue Flame
 of the Blue **Flame** will complete their D-9 Andromeda Activation, to become ninth-
 2012 the Blue **Flame** of Amenti descends through the Alcyone spiral and into embodiment
 of the Blue **Flame**. Embodiment of the Blue Flame takes place through the primary
 of the Blue **Flame** takes place through the primary Flame Holder, who magnetically draws
 through the primary **Flame** Holder, who magnetically draws the Blue Flame from the Alcyone
 draws the Blue **Flame** from the Alcyone spiral and into her bio-energetic field
 field and body. **Flame** Holders carry a specific magnetic base tone within their DNA
 Blue or Violet **Flames** are descending. Flame Holders are incarnated on Earth during
appropriate
 Flames are descending. **Flame** Holders are incarnated on Earth during appropriate times, after
carefully
 There are three **Flame** Holder positions to fill, that of the D-2 Orange-
 2 Orange-gold **Flame** (requiring male embodiment) and those of the D-5
 D-7 Violet **Flames** (female embodiments). For each position there are only three
 held by a **Flame** Holder who is appointed by the Galactic Council ofHU-4
 that the primary **Flame** Holder cannot fulfill the role. The primary Flame Holder chooses
 role. The primary **Flame** Holder chooses the souls who will serve as back up
 Keepers of the **Flames** are likewise born into their roles via soul agreements and
 to begin. The **Flame** Keepers and Holders have begun to awaken to their identity
 Once the Blue **Flame** Holder has drawn the Blue Flame from the Alcyone spiral,
 drawn the Blue **Flame** from the Alcyone spiral, the Flame Holder then down-grades
 Alcyone spiral, the **Flame** Holder then down-grades the frequencies of the Blue Flame
 of the Blue **Flame** through her bio-energetic field and transfers the frequencies of

 of the Blue **Flame** into the Flame Keepers via the fourth/Heart chakra. Once
 Flame into the **Flame** Keepers via the fourth/Heart chakra. Once the Blue Flame
 Once the Blue **Flame** frequencies stabilize in the morphogenetic fields of the Flame Keepers,
 fields of the **Flame** Keepers, an intense infusion of HU-2 frequencies spreads through













Page: 211

 the three primary **Flame** Holders and their support team will be called to Egypt
 only the three **Flame** Holders possess the needed frequency codes in their bio-energetic






Page: 212






 of the Violet **Flame** Begin Silver Wave Infusions. The Keepers of the Violet Flame
 of the Violet **Flame** are half way through their D-7 ArcturianCore Star Activation,
 of the Violet **Flame** Keepers. 31. January 2014: Keepers of the Violet Flame Activate
 of the Violet **Flame** Activate Eighth DNA Strand, D- 8 Orion-Earth Core Activation.
 of the Blue **Flame** Begin Silver-black Liquid Light Wave Infusions. 212

Page: 213




 of the Violet **Flame** will complete their D-7 Arcturian-Earth Core Activation, activating
 of the Violet **Flame** will activate their eighth DNA strand and begin their D-
 of the Blue **Flame** became eighth-level avatars on 5/5/2012. In 11
 of the Blue **Flame** are half way through their D-9 Andromeda-Galactic Core
 of the Blue **Flame** Keepers. The Blue and Violet Flame Keepers will complete their
 Blue and Violet **Flame** Keepers will complete their D-9 Andromeda-Galactic Core Activations
 of the Violet **Flame** Begin Blue-black Liquid Light Wave Infusions. The Keepers of
 of the Violet **Flame** are half way through their D-8 Orion- Earth Core
 of the Violet **Flame** Keepers. 34. January 1, 2017: Violet Flame Embodies on Earth
 1, 2017: Violet **Flame** Embodies on Earth Within the Keepers of the Violet Flame.
 of the Violet **Flame**. Keepers of the Violet Flame Begin D-9 AndromedaGalactic Core
 of the Violet **Flame** Begin D-9 AndromedaGalactic Core Activation. The Morphogenetic Wave Begins

Page: 214




 COME The Violet **Flame** Keepers complete their D-8 Orion Activation, becoming eighth-level
 2017 the Violet **Flame** is drawn from the Alcyone spiral into embodiment by the
 by the Violet **Flame** Holder, and passed on to the Keepers of the Violet
 of the Violet **Flame**, in the same manner as the Blue Flame had been
 as the Blue **Flame** had been embodied by the Keepers of the Blue Flame

 of the Blue **Flame** on 5/5/2012. The conversion speed of particles transferring
 of the Violet **Flame** Begin Silver-black Liquid Light Wave Infusions. The Keepers of
 of the Violet **Flame** are half way through their D-9 AndromedaGalactic Core Activation,
 of the Violet **Flame** Keepers. Particle Conversion Period 36. May 5, 2017-June 30,2017:
 Blue and Violet **Flames** Complete their D-9 Andromeda-Galactic Core Activations and Silver-


Page: 215

 of the Blue **Flame** complete their D-9 Andromeda-Galactic Core Activation, activating the
 of the Violet **Flame** complete their D-9 Andromeda-Galactic Core Activation to become
 Those of the **Flame** Keepers who complete the full six Transmutative Stellar Activations and


Page: 216

 days the Violet **Flame** morphogenetic field of Gaia, Blue Flame of Tara and Orange-
 of Gaia, Blue **Flame** of Tara and Orange-gold Flame of Earth absorb as
 and Orange-gold **Flame** of Earth absorb as much UHF energy as they can






Page: 228

 of the Blue **Flame**. Bur I would not rediscover what that term meant until





Page: 229

 Blue or Violet **Flame** soul groups. But it is also written for others who



Page: 252


 of the Blue **Flame** Eckatic Codes; 43-48 Strand DNA Templates • Yu Unite-
 of the Gold **Flame** Polaric Codes; 37-42 Strand DNA Templates • Ur Unite-
 of the Violet **Flame** Triadic Codes 31-36 Strand DNA Templates • 2 Unite-
 the Blue-Gold **Flame** Eckatic-Polaric Codes 28-30 Strand DNA Templates • Rama
 the Gold-Violet **Flame** Polaric-Triadic Codes 24/25-27 Strand DNA Templates THE

Page: 258

 HOLY GRAIL LINE **FLAME** KEEPERS The Maji Holy Grail Lines emerging into the Unite-
 EloheiElohim "Blue **Flame** Keepers" Grandeyanas incarnated from the Eckatic Level of the Energy
 Seraphim "Gold **Flame** Keepers" Wachayanas incarnated from the Polaric Level, and the Base
 Rama "Violet **Flame** Keepers" Ramyanas incarnated from the Triadic Level of the Energy

Page: 260


 CLOISTER MAJI **FLAME** KEEPER HOLY GRAIL LINE SEED RACES OF THE PALAIDIA EMPIRES
 Gold-Violet "**FlameTones**" of the Khundaray Primal Sound Currents and all Primal Creation

 of the Blue **Flame**- Guardians of the Eckatic Codes. "1 The Muarivhia, or


Page: 261


 CLOISTER MAJI **FLAME** KEEPER HOLY GRAIL LINE SEED x Gates 1-12) of

 the Gold-Violet **Flame** Tones, and all corresponding Primal Creation Currents below, through the

 of the Gold **Flame**-Guardians of the Polaric Codes."3 The Yu Urtite-Tri-

Page: 262

 Currents, the Violet **Flame** Tones, and all corresponding Primal Creation Currents below, through the

 of the Violet **Flame**-Guardians of the Triadic Codes."6 The Urta, or Ur

 UrtiteBi-Cloister Maji **Flame** Keeper Holy Grail Line Seed Races, the Breanoua and Rama

Page: 263


 TRI-CLOISTER MAJI **FLAME** KEEPER HOLY GRAIL LINE SEED Signet Plate and 8th Templar

 Urtite-Tri-Cloister **Flame** Keepers Maji Grail Line Angelic Human Seed Races set up

Page: 264

 CLOISTER MAJI **FLAME** KEEPER HOLY GRAIL LINE SEED RACES OF THE PALAIDIA EMPIRES

 two Secondary Maji **Flame** Keeper Holy Grail Line Seed Races responsible for co-founding

 of the BlueGold **Flame**, as they can embody and run the Blue and Gold

 the Gold-Violet **Flame**, as they can embody and run the Gold and Violet

Page: 265

 CLOISTER MAJI **FLAME** KEEPER HOLY GRAIL LINE SEED responding to Universal Star Gates


Page: 276

 Codes are "**Flame** Codes," denoting the specific primary frequency spectra of the


Page: 277


 Divine Blueprint Blue **Flame** Gold Flame Violet Flame Yu li e IZ e I

 Blue Flame Gold **Flame** Violet Flame Yu li e IZ e I IN Cloister


 Gold Flame Violet **Flame** Yu li e IZ e I IN Cloister Cloister Ck>


Page: 285

 Sequences or "**Flame** Codes" of the Tribal Shield. • The "Flame Code

 • The "**Flame** Code Fire Letters" within the DNA Template are the DNA


 body manifests. The **Flame** Codes serve as the core foundation of the personal 12-

 The DNA Template **Flame** Codes of the Tribal Shield allow for the Primal Life


 Letter Sequences. The **Flame** Codes of the Angelic Human personal DNA Template and Species

Page: 289


 Tribal Shield "**Flame** Codes" into activation by singing rounds of the Sacred Master


 Shield DNA Template **Flame** Codes to run the Rainbow Roundtables during the 2000-2017

Page: 291


 tonal activation sequence), **Flame** Code (frequency selector: Signet Master Key Code) and Master

Page: 398

 Emerald Covenant "**Flame** Keeper," born of Blue Flame Melchizedek mother and Jehovian Annu-


 born of Blue **Flame** Melchizedek mother and Jehovian Annu-Melchizedek father. The Jehovian Annunaki

Page: 417

 Egypt-opens. Blue **Flame** begins 12-year descent to Earth. 51512000: Solar Spiral aligns,

 to merge. Blue **Flame** embodies in Keepers of the Blue Flame. Mass awakening occurs

 of the Blue **Flame**. Mass awakening occurs Halls of Amenti open & Ascensions begin.

 Ascensions begin. 3 **Flame** Holders called to Giza to activate Hall of Records. 12121/


 1/2017: Violet **Flame** embodies in Keepers of the Violet Flame 51512017-6/30/

 of the Violet **Flame** 51512017-6/30/2017: 3-day particle conversion period NIGHT


Page: 455

 2 Orange-Gold **Flame** of Earth's morphogenetic field, the D-S Blue Flame of Tara's


 D-S Blue **Flame** of Tara's morphogenetic field and the D-7 Violet Flame of


 D-7 Violet **Flame** of Gaia's morphogenetic field, which we have previously discussed, represent

Page: 471

 Blue and Violet **Flames** Soul Groups 2000 - 2017 available to Earth ACTIVATION EARTH



 30/201/ Blue **Flame** Soul Group begins Activations approx. 4 years before Earth's Activations

 Activations begin. Violet **Flame** Soul Group begins Activations 2-5 years after Blue Flames








 years after Blue **Flames** Activations begin ©2002 Ashayana Deane 471

File : [2003-02_ForbiddenTestaments_scan.pdf](#)
Title : The Forbidden Testaments of Revelation 1 - Handbook
Subject : The Cosmic Clock, Secrets of Lohas and the Arc of the Covenant
Author : MCEO Freedom Teachings - Ashayana Deane
Keywords :



Page: 1

 of the Blue **Flame**" Maji Grail Line groups between 1363-1362 BC. Use of
 Grail Line Blue **Flame** Keepers were entrusted with guardianship over the Ark Box and



Page: 2

 the Universal Krist **Flame** Body (Re: "Dance for Freedom• Program). Through full,
 within the Universal **Flame** Body, to prevent imminent Shield destruction or Black Hole fall.
 PIIJar Etemal Amoraea **Flame**". When the Arc of the Covenant Shield Program is activated,
 Eternal Amoraea Central **Flame**. The sealed Shieldportion is energetically held separate from, while remaining
 permeates the UniversaiVeca **Flame** body upon entry of the "12 Commandment" Codes of
 and within the **Flame** Body allows the matter forms "Wearing the Golden Fleece"
 the sealed Shield, **Flame** Body and entirety of the matter form. Once ensconced within







Page: 3

 Pillar Eternal Amoraea **Flame**. The Arc Zone was created by Emerald Covenant races to
 Pillar Amoraea Center **Flames**". The Arc Zone forms a simulated Azur·A point



Page: 4

 13th Pillar Amoraea **Flames**" from BOTH the Ecka Universe AND the Parallel Ecka Universe,
 A~h "**Flame** Body" activation. Through the "Double EckashaAah 13th Pillar Activation",

Page: 5

 Double Eckasha-Aah **Flame** activation through complete opening of the Arc of the Covenant
 Eckasha·Aah **Flame** Body activation. As long as the Eieyani-Indigos of Earth
 the Eckasha level **Flame** Body in the Cosmic Shield; a "LEVEL-3 Flame
 "LEVEL-3 **Flame** Body activation. (Note: Level-1 = Universai-Veca Flame
 = Universai-Veca **Flame** activation, opens the Arc passage to D-5.5. Level-2
 3 = Eckasha **Flame** activation, opens the Arc passage to D-11.5Inner Ecka Earth}.













Page: 6

-  =.Eckasha-A **Flame** activation, operis the Arc passage to the Eckasha Universe. Leve/
 -  6 = Eukatharista **Flame** activation, opens the Arc passage to the Eckasha-Aah Universe.)
-



Page: 7

-  Level-3} Planetary **Flame** Body activation. "Plan-A" was p0\$Sibie only due
-





Page: 8

-  Healing and Essential **Flame** Body Activation. In early July 2002, the Eieyani
 -  dispensation of Advanced **Flame** Body Activation Technologies originally intended for slow, progressive release from
 -  Earth"s doorstep. The **Flame** Body Technologies, now offered in the Maharata Texts'Level-
 -  the natural personal **Flame** Body field via expedited personal Shield activation. Unlversai'Veca
 -  11Level'1" **Flame** Body activation in the personal Shields will prepare Indigo and
 -  Veca Amoraesa Personal **Flame** Body activation would permit people holding this Shield activation to
 -  Leve!-1 UniversaiNeca **Flame** Body activated people to "ride the portions of Earth"s
 -  Eckasha-Amoraesa Personal **Flame** Body activation would allow self-directed, non-Hosted Arc of
 -  Veca Personal Amoraesa **Flame** Body. Critical Mass Flame Body activation within the Indigo communities
 -  Body. Critical Mass **Flame** Body activation within the Indigo communities of Earth will trigger
 -  au1omatic Level-1 **Flame** Body activation among significant segments of "sleeping" Indigo and
 -  Universal' Veca **Flame** Body activation. The November 24, 2002 Plan•Bwlevel-6 Arc
-



Page: 10

-  Planetary-Personal Eukatharista **Flame** Body activation level the "Whole Enchilada" of expedited
 -  Enchilada" of expedited **Flame** Body Activation, in other words. "Level-6 Evac" means
-

Page: 11

-  to achieve the **Flame** Body Activation levels needed to enter the Arc of the
 -  our bodies. The a**Flame** Body Activation' technologies released in the GDance for Freedom•
 -  For most people, **Flame** Body activation will not proceed rapidly enough, nor reach a
 -  critical mass personal **Flame** Body "Golden Fleece" activation to occur, which will set
-


Page: 12


-  lecllnologies and Eternal **Flame** Body Activation presently avanable within lthe EOMC Maharata Texts "
 -  the •Eternal **Flame** Body", DNA Template Mechanics, Universal Radial Body s_tructure, 15-
-


Page: 16

 "Eternal INTERNAL **Flame**" of God-Consciousness, or "open two-way-swinging door"

Page: 17


 the "Amoraea **Flame**", which means "Eternal Flame of Divine Love•. The Cosmic


 means "Eternal **Flame** of Divine Love•. The Cosmic Kristso Seed Atom is formaHy


 eternal INTERNAL Amoraea **Flame**• at its center, the Cosmic Krist Seed Atom perpetually creates

 Eternal Internal Amoraea **Flame** "2-way-swinging door to God-source, and EXPANDS outward"

Page: 19


 Eternal Internal Amoraea **Flame** standing-wave of ManU-Holy Spirit that resides within the

 Spirit Eternal Internal **Flame** is NOT just a "spiritual concept", it is a


 Spirit Eternal Amotaea **Flame** "2-way-swinging door to God" at the Kristos/

 and Eternal Amoraea **Flame** to provide it with continuous function, the Kristos!Christos and

Page: 22

 Spirit "Eternal Internal **Flame**" "2-way-swinging door to God" at the Seed

Page: 24

 inherent Eternal Internal **Flame** of ManU-Holy Spirit can reawaken within the personal manifestation.

Page: 25


 and Eternal Internal **Flame** "2-way-swinging door to God" to RESET within

Page: 46

 the staff Eternal **Flame** Body Codes & the "12 Commandments" Rod & Staff

Page: 48

 have begun **Flame** Body Activation techniques- it will initiate Flame Body "Golden

 it will initiate **Flame** Body "Golden Fleece" activation in your personal Shields regardless.

Page: 52

 release of Amoraea **Flame** 13"" PRier. Gold Wave Infusion continues down to Density primal

Page: 55

 Cosmic 11:11 **Flame** Body Activation, Golden Fleece and The Great Silence The Blue

 Unlytrul Erurald Amon111 **Flame** Body Capsule. AS the Unl"ltrasal Elround Amonlea Fl1m1 Bodin tiJIInd1



Sanctum" EII""O **Flame** Body ManU Void Window open a within lh• M-.Jhe



through the Elrot **Flame** Body, MMjht Field and~ Fllml Body ID fonu 1 "



A.mora .. **Flame** Body and It"t contenll, fraalng the Unlvem~l Amor1111 Flame



Unlvem~l Amor1111 **Flame** Body and the atomic matter •trueture within Itfrom Unlmaal



forma with Unlvnal **Flame** Body 1llgnmntl rapllcate • •copy" of their etructure within



Code and Unlvwul **Flame** Body have activltid, anti rtmalnt etablo until Ecka-SIIIItnda. O~



to shifftthe Unlvtrnl **Flame** Body Axil to EckaAIIgnmenlla ceftad tilt GrNt Slllllce.tn Earth

Page: 56



Great Silence" Universal **Flame** Body shift to the Ecka Axis beings at the 11:



Fleece replicate Universal **Flame** Body inside, within the Ecka Universe Primal Light Fieldt. The



Fieldt. The Universal **Flame** Body replicate within the Double B~Veca Merkaba Vehicle exists



POLar Emerald Amoraea **Flame** within the Azur-A center points of the Eckasha, Ecka

Page: 57



Its electrical Universal **Flame** Body Ectoplasmic Replica stationed within the Ecka Primal Light-Sound

Page: 60



·A Amoraea **Flame** Templet PCM·PKA USG 12·131 Arc USG



the Amoraea Central **Flame** of the Ecka Azur-A Temple of Khemalohatea Into the



the Ecka Amoraea **Flame** will run into the Gru-AL and begin spreading throughout

Page: 72



·. Universal **Flame** Body _.-~-· 1) Pentagonal · ·" at ful!



Arc Open. Universal **Flame** Body - Act ivates Hethalon Magnetic Peak August 12. 2003


Page: 76








electrical lnive.-sal **Flame** Body Ectoplasmic Replica stationed within the Ecka Primal Light-Sound

File : [2003-05_CouncilCommunicationOpenLetter.pdf](#)
Title : Council Communication Open Letter
Subject : Guidance and information for the KS eGroup
Author : Ma"a speaking on behalf of the Eieyani Ecka Council
Keywords :




Page: 8

 living, incarnate MCEO **Flame** Holders. This was a circumstance which would pose potential havoc


Page: 9

 did provide our **Flame** Holder Speakers with the linking current by which they could
 Gold, then Violet **Flame** Holders, rather than directly into the Planetary Arc -11
 the Speakers personal **Flame** Bodies would need to progressively and internally transmute the Ruby
 Shields. The concentrated **Flame** Holder Heliotalic Currents within the Speakers Shields would allow separation,
 we, and our **Flame** Holder Speakers agreed to engage the potentially "risky business"



Page: 11

 Signets plus 3 **Flame** Holders) who came together on Earth 25 million years ago
 including our 3 **Flame** Holder Speakers, (the number attending the event "just
 people plus 3 **Flame** Holders), had any idea that the Amenti Regenesi Mission was

Page: 13



 Shield"s of our **Flame** Holder Speakers, into the Indigo Tribal Shield of Earth, then

Page: 14


 of the 3 **Flame** Holder Speakers for 5-7 days, the UIR Andromie-Necromiton
 of the 3 **Flame** Holders, in attempt to prevent final transmission of the Amenti/

File : [2003-08_DanceForJoy2Transcript_scan.pdf](#)
Title : Dance for Joy 2 (workshop transcript)
Subject : Transcript for Dance For Joy 2 Workshop (Andorra, First HeThaLOn peak)
Author : MCEO Freedom Teachings
Keywords :




Page: 5

 to put into **flame** body activation, so it will not fall. We're going to
 merkaba fields into **flame** body alignment, so they will not go into the final

Page: 7

 it as being **flame** holders. We have to purge it before it hits the



Page: 18

 with the Amorea **Flame** Body Techniques is ADVISABLE to create maximal healing and corrective
 AzurA and the **Flame** Body, forming a KEY link to the Universal Merkabic Parameter
 personal and Universal **Flame** Body. TECHNIQUE PROCESS 3a: Sit for this please. Quiet yourself



Page: 19

 personal and Universal **Flame** Body and Universal Merkabic parameter Field from the AzurA. 3e:


Page: 20

 this Technique AND **Flame** Body Activation it will become no longer necessary to do
 to do the **Flame** Body technique any longer (unless one wished to). Ash:

Page: 46

 Ecka, the Amorea **Flame**? So, you have the 11 here, pcm. You have the
 of the Amorea **Flame** where our 12 and 13 gates would be. They've created

Page: 48

 steal the Amorea **Flame**, actually, to use for feeding, to Andorra Hethalon August 2003


Page: 60

 it into electrical **flame** body activation, and reset of the seven outer cells of

Page: 61




and the Amorea **Flame** -this is what they are after. They are after


 after the Amorea **Flame** Ecka lineups, the planetary one, the galactic one, etc. It


Page: 71


 to do full **flame** body, to connect with The Golden Fleece Host to do

 to do full **flame** body, planetary and solar galactic, you need to go higher


Page: 72

 we've gotten our **flame** bodies, with The help of The Golden Fleece, activated enough

 in The universal **flame** body. One of The first things we have to work

 wouldn't have a **flame** body that's holding The rest of The integrity in The

Page: 73

 and The natural **flame** body merkaba is trying to keep it in another direction.

Page: 75


 levels of The **flame** body, as we progress up into The Bridge Zone frequency.

 frequencies of The **flame** bodies and The Arc of The Covenant gates and The


Page: 77

 by going into **flame** body with The part of The planet that is going


Page: 78

 put up your **flame** body. Even your maharic seal will protect you from that.

Page: 82

 higher levels of **flame** body activation, to ride through into The Bridge Zone time

Page: 84


 level. You're in **flame** body activation now, even them it's being sustained in The

 allow The natural **flame** body opening between density one and density two. Remember, density

Page: 88

 just pulls The **flame** body in around you a little tighter, and stretch it

Page: 90

 gets in its **flame** body activation, so The less chance they have of doing


Page: 92

 stop The Christos **flame** body activation. So, this is what we're in The middle

Page: 100


 your outer field **Flame** Body into The AzurA upon The Heliotalic carrier wave. EXHALE


Page: 104

 RaShA "Trinity **Flame**" DB-14-15 runs up from Chakra-13 Earth Core


File : [2003-09_ScienceSpiritCreation_scan.pdf](#)
Title : The Science and Spirituality of Creation - Handbook
Subject : Cosmic Order, Interdimensional Anatomy, Primal Life Force Currents, Merkaba, Flame Body
Author : MCEO Freedom Teachings - Ashayana Deane
Keywords :

Document Metadata


 Subject: Force Currents, Merkaba, **Flame** Body

 Found 1 instance(s) in additional metadata

Page: 13

 Krystalla, Amoraea Center **Flame**, Manu-Azurite Core Crystal & Yunasal God Core

Page: 38

 ame Eckatlc Blue **Flame**"" D-14 Ti:ladic Vfolet Flame D-13_... D-15

 Ti:ladic Vfolet **Flame** D-13_... D-15

Page: 39

 5 "BLUE **FLAME**" Field Unlv. ManU "Zero Point" God Spirit "Universal

 5 "GOLD **FLAME**" Field Universal ManA God Spark "Universal Divine Mother" Aay-

 5 "VIOLET **FLAME**" Field Universal ElrA God Seed "Universal Divine Mother" Density-

Page: 73


 THE **FLAME** OF EIROS & THE "SILVER SANCTUM Activating th~ Density-1 Celesti_

 and the Eiros **Flame** tVdh AcllvaUon of.Celeslite Crystal & D-lock-3 Seal

 the Eckasha "**flame** Capsule" layers create Deep-Emerald Green-Btoe Eternal Emerold Flame

 Btoe Eternal Emerold **Flame** of Amoroaea.

Page: 74

 THE ETERNAL **FLAME** OF AMORAEA & THE "THRONE OF POWER" Activating the


 and the Amoroaea **Flame** Combined Density-1 & Density·2 A. D-12+

 2 Eckasha "**Flame** Capsules· create Deep-Emerald Green-Blue Eternal Emerald Flame

 Blue Eternal Emerald **Flame** of Amoroaea. TRANS-HARMONIC Merl<abic Ascenslon Vehlc!e. ·

File : [2003-10_CosmicClockReset_Scan.pdf](#)
Title : The Cosmic Clock Reset - Handbook
Subject : Entering the Reusha-TA Great Healing Cycle
Author : MCEO Freedom Teachings - Ashayana Deane
Keywords :


Page: 4


 Krystalla, Amoraia Center **Flame**, Minu-Azurb Core Cry~;tll & Yunasal God Cole •

Page: 30

 ... and Universal **Flame** Body activates In · "l)reparation for the Reusha

Page: 31

 Great Silence• Universal **Flame** Body shift to the Ecka Axis beings &. 1~ ~~

 replicate Universal "**Flame** Body inside, ~ ~ within the Ecka Universe Pr1mal Ught

 Fields. The Universal **Flame** Body . ~ . 1 1 . . . replicate

Page: 41

 on Product List), **Flame** Body Activation Sequence and Activating the Lotus Seed, ManA Stage

Page: 43


 on Product list), **Flame** Body Activation Sequence, Activating the Lotus Seed, ManA Stage 1,

Page: 45

 on Product List), **Flame** Body Activation Sequence, Activating the Lotus Seed, ManA Stage 1













File : [2003-11_SecretsOfYugasSupplement_Scan.pdf](#)
Title : Secrets of the Yugas - Supplement
Subject : Celestial Arcs and Angles, the Monadic Key and Time Projection
Author : MCEO Freedom Teachings - Ashayana Deane
Keywords :

Page: 2












 the "candle **flame**" shape). You may put colour anywhere else in each code.

File : [2004-04_Kathara23-Manual_scan.pdf](#)
Title : Kathara Levels 2 & 3 Foundations - Manual
Subject : Awakening the Living Lotus, Healing Facilitation Through Crystal Body Alignment
Author : MCEO Freedom Teachings - Ashayana Deane
Keywords :








Page: 2

-  Eukatharista Body & **Flame** Codes - Four Levels of the Personal Eukatharista Flame Body,
 -  the Personal Eukatharista **Flame** Body, the Ecka-Veca Body, Eukatharista Shield "Flame Codes",
 -  Eukatharista Shield "**Flame** Codes", Harmonic & Sub harmonic Flame Body Activation
 -  & Sub harmonic **Flame** Body Activation 29 •
 -  68 FOUR: The **Flame** Body & Ethos Centres- Ecka-Veca Flame Body Anatomy, EckaVeca
 -  Centres- Ecka-Veca **Flame** Body Anatomy, EckaVeca Healing Hands, Ethos-Etheric Flame Seal
 -  Hands, Ethos-Etheric **Flame** Seal Centres and Hara Centres & FIVE: SIX: SEVEN: EIGHT:
 -  Templates & Seed **Flames**- The Seed Atom Flames, Templates, Shields & Primary Amoraea
 -  Radiation
 -  The Seed Atom **Flames**, Templates, Shields & Primary Amoraea Radiation Chambers of the
 -  Ecka-
 -  LA-a Amoraea **Flame** Seed Atoms and Amoraea Radiation Chambers
-





Page: 4

-  5 F Palm **Flames** Rotation Chart C 6 G Kathara Level-2 "Flame
 -  Level-2 "**Flame** Body Activation Client Session" -"At-a-Glance" C 7
 -  Embodied Ethos Etheric **Flames** Chart C 10 K Eukatharista Body Flame-Cell Stair-step
 -  K Eukatharista Body **Flame**-Cell Stair-step Currents Chart C 11 L Veca Code
 -  101 (Eiros **Flame** Activation Level- 1) 4 The Eiros Flame and the Silver
 -  4 The Eiros **Flame** and the Silver Sanctum - Activating the Celestite Crystal &
 -  Seal (Eiros **Flame** Activation Level- 2) T 1 - T 6 T 7
 -  Power (Amoraea **Flame** Activation Level-1) T15- T16 6 Awakening the Flame of
 -  6 Awakening the **Flame** of Amoraea- Azurite Crystal & Density-2 Soul Body Amoraea
 -  Soul Body Amoraea **Flame** Activation (Amoraea Flame Activation Level - 3) T17- T20
 -  Activation (Amoraea **Flame** Activation Level - 3) T17- T20
-

Page: 5

-  Buffer (Amoraea **Flame** Activation Level- 4) T21- T24 8 Activating the Lotus Seed:
 -  the Ethos Palm **Flames** & Receiving the Ecka-ShA-LA-a Monadic Krist Spark
 -  e TOR-A **Flame** (Entering the Ecka Seed Atom) T33- T37 11 Le-
 -  LA-a Palm **Flames** & Receiving the Ecka Le-e TOR-A Monadic Krist
 -  2, 6-Step **Flame** Body Activation Client Session T40- T42 .. 13 Kathara Level-
 -  Don-draea- Amoraea **Flame** Current within the Ra Centre (Le-AdORA LotA Initiation)
 -  Kathara Level- 3, **Flame** of Ra- and- "Eyes of Ra" Activation; the Le-
-



Page: 12

-  Fields, the Radial **Flame** Body and Crystal Body .. of the intermediate anatomy, and
 -  The technologies of **Flame** Body Activation featured in Kathara Level- 2 specifically address development
 -  Kathara Level- 2 **Flame** Body Activation techniques culminate in beginning activation of the personal
 -  the personal Radial **Flame** Body, resultant Awakening of Ecka-Heliotalic Primal Life Source Healing
-












Page: 20

-  DENSITY SHIELDSA UNIVERSAL **FLAME** CURRENTS, MERKABA VORTICES & PERSONAL ANATOMY 111-Cta...,j •
-























Page: 26

-  the "Amethyst **Flame**" Triadic Khundaray tri-tonal vibrational field of the Triadic Energy
 -  "G?Id **Flame**" Polaric Khundaray bi-tonal vibrational field of the Polaric Energy
-


Page: 28

-  the Emerald-Blue **Flame** Tone, The Emerald-Blue Flame Tone is the standing-spherical-
 -  The Emerald-Blue **Flame** Tone is the standing-spherical-sound-wave field of conscious
 -  "Eckatic Blue **Flame**". The Eckatic Blue Flame is the first 0.f3 spherical
 -  The Eckatic Blue **Flame** is the first 0.f3 spherical scalar-standing-wave fields
 -  The Eckatic Blue **Flame** represents the First Cause Light that emerges into manifestation as
 -  the Eckah Blue **Flame** Tone of First Cause Sound in the Eckatic Energy Matrix.
 -  The singular Blue **Flame** sound-tone of the Eckah Grandeyanas identity is translated into
 -  Ra" Eckatic Blue **Flame** sound-tone as it is spoken in our Time Matrix
 -  the Ra Blue **Flame** Tone as it manifests through the scalar-wave configurations
 -  Grandeyanas identity Blue **Flame** Tone polarizes with in itself. Polarization of the singular Eckah
 -  the original Blue **Flame** Tone Eckah vibration, forms the eternal consciousness field of
-


Page: 29

 called the Gold **Flame** Tone. The Gold Flame Tone is the standing-spherical-sound-wave
 Tone. The Gold **Flame** Tone is the standing-spherical-sound-wave field of conscious energy-
 manifest. The Gold **Flame** Tone is the fixed vibrational field and living energy-identity
 "Polaric Gold **Flame**". The Polaric Gold Flame is the second of 3 spherical
 The Polaric Gold **Flame** is the second of 3 spherical scalar-standing-wave fields
 Polaric Gold **Flame** emerges into manifestation as dimension-1 from the Polaric Gold Flame
 the Polaric Gold **Flame** Tone in the Polaric Energy Matrix. The Polaric Energy Matrix
 The collective Gold **Flame** sound-tone of the Wachyanas identity is translated into audible
 Amethyst or Violet **Flame** Tone. The Violet Flame Tone is the standing-spherical-sound-
 Tone. The Violet **Flame** Tone is the standing-spherical-sound-wave field of conscious
 manifest. The Violet **Flame** Tone is the fixed vibrational field and living energy-
 "Triadic Violet **Flame**". The Triadic Violet Flame is the third of 3 spherical
 The Triadic Violet **Flame** is the third of 3 spherical scalar-standing-wave fields
 The Triadic Violet **Flame** emerges into manifestation as dimension-1S from the Triadic Violet
 the Triadic Violet **Flame** Tone in the Triadic Energy Matrix. The Triadic Energy Matrix
 The collective Violet **Flame** sound-tone of the Ramyanas identity is translated into audible
 Gold and Violet **Flames** of the Kee~Ra-ShA 3 Primary Light Creation Currents,
 12 Wachyanas Gold **Flame** Tone Polaric RishA gestalts of the Di-Omni Hova Body
 the 12 Ramyanas Violet **Flame** Tone Triadic Entity gestalts of the Tantra Hova Body (
 the Grandeyanas Blue **Flame** Tone Eckatic Eckah gestalt of the Prima Hova Body are called
 the Eckatic Blue **Flame**, Polaric Gold Flame and (continued)
 Flame, Polaric Gold **Flame** and (continued)

Page: 30


 Brimeau) Triadic Violet **Flame**, which are collectively called the Kee-Ra-ShA. The Kee-

Page: 31

 using Veca Code **Flame** Body Technologies for Expedited Healing of the Multidimensional
Anatomy.

 of Veca Code **Flame** Body Activation Technologies to expedite Multidimensional Healing.


Page: 35

 · Eckatic-Blue **Flame**-D-13 (Primal Ray from which the 2 other

 Polaric-Gold **Flame**-D-1.4 Triadic-Violet Flame:-D-15 *Maharata- Three

 1.4 Triadic-Violet **Flame**:-D-15 *Maharata- Three levels of frequency, D-10,

Page: 36

 Eternal Standing Wave **Flames** of: "Holy Spirit" · "First Eternal Partiki": "

Page: 37

 10.0-15 Violet **Flame** ShA MeajhonsfTrion 15. D-15 Violet Flame 11. D-14

 D-15 Violet **Flame** 11. D-14 Gold Flame Ra Trion+Trion 14. D-


 D-14 Gold **Flame** Ra Trion+Trion 14. D-1.4 Gold Flame 12.0-.13

 D-1.4 Gold **Flame** 12.0-.13 Blue Flame Kee ReionfTrion 13.:·

 0-13 Blue **Flame** 0-Point D-13 TRI~VECA POINT Primal Light Partika

Page: 38


 linking currents, called **Flame** Currents, through which the Primal Source Currents "step down"

 Currents. The Ecka **Flame** Currents are powerful enough to clear Miasmatic Blockages manifesting through

Page: 41


 S "BLUE **FLAME**" Field . Unlv. ManU "Zero Point God Spirit "

 S "GOLD **FLAME**" Field Universal ManA God Spark "Universal Divine Mother" Ray-

 5 "VIOLET **FLAME**" Field Uni~ersa/ EirA God Seed "Universal Divine Mother"

Page: 43


 D-13 Blue **Flame** · Kee R!=ionlfion D-13 TURQUOISE 14. b-14


 b-14 Gold **Flame** Ra ~rion+ frlon LO 0.;1.4 PALE YELLOW:b


 D-15 Violet **Flame** . shA Meajhonsn"rion D-15 MAGENTA . Q) 0 Density-

Page: 44

 Eukatharista Body and **Flame** Codes . ·The Four Levels of the Personal Eukatharista

 the Personal Eukatharista **Flame** Body, the Ecka-Veca Body; Eukatharista Shield "Flame Codes"

 Eukatharista Shield "**Flame** Codes" and Harmonic & Sub~harmonic Flame Body Activation Purpose:


 & Sub~harmonic **Flame** Body Activation Purpose: Understanding the anatomy of the Eukatharista Flame


 of the Eukatharista **Flame** Body of the transcendent Phase of the M-T

 Eukatharista Shield "**Flame** Codes" and Flame Body DNA Template Activation in preparation for

 Flame Codes" and **Flame** Body DNA Template Activation in preparation for Kathara-2 Ecka-

 2 Ecka-Veca **Flame** Body_ Activation through Which Ecka-Hel1otalic Currents can be


 Standing Wave "**Flames!**" -of · the 15-Dimensional & Eukatharista Body Anatomy,

 Shield "**Flame** Codes" and Base-12 Harmonic/ Base-6 Sub~harmonic Flame

 6 Sub~harmonic **Flame** Body Activation in preP,aratio8 for Kathara-2 ~ckq~


 ~ckq~Veca **Flame** Body/ Ecka-Hel1otalic Heal1ng Currents Activation. .

Page: 45

 of the Eternal **Flame** Eukatharista Krist BodyMicrocosmic Personal . . Eukatharista Kathara
Templates Correspond

Page: 47

 s;: . iHETRI **FLAMES** Basa MANU Elec!ttlm:agne~c: 00 i;- PlalInum

 caca ~lMar **Flame** "? h-.;...;,-__ __.~11---.-;;;..---11 •~==~==~ E - EirA .


Page: 51

 Standing Wave "**Flame** Clusters". The Eckasha Monad then phase-<:ycles creating

Page: 55


 Standing Wave "**Flame** Clusters•. 41nner Etheric Sha-Aah·LA" Reishadon Cells 2-

Page: 57

 the Personal Eukatharista **FlameBody** . Eckasha-A Aab·LA"· Body Our Umverse

 .Eternal **Flame** 111 God· Source Spark of Individuation at Centre Eckasha

Page: 60


 Eukatharista Cosmic Eternal **Flame** Body and Stages of Flame Body Activation .In one

 and Stages of **Flame** Body Activation .In one t9~Qii)J~8~ional


 God. WORld. Progressive **Flame** Body activation allows Heliotallic Life Source Currents of . .

 soul) · Eiros **Flame** Body DcirA-Amoraea Flame Body Teura-Amoi"aea Flame .Body

 Body DcirA-Amoraea **Flame** Body Teura-Amoi"aea Flame .Body (OFF T2 &

 Body Teura-Amoi"aea **Flame** .Body (OFF T2 & T3) (Amoraea Level-

 forming the Eiros **Flame** Body of Density-1 Integrntion 4. Oensity-4.(Avatar) .

 Mahara·Amoraea **Flame** Body. (Amoraea Level-3 & Leve4) (OFF T7

 Dora-Amora•a **Flame** Body of Oensity.2 . Integrntion Veca Codes T -

 the Teura-Amornea **Flame** Body of Densily-3 Integrntlon

Page: 61






 of the Eukatharaista **Flame** Body. Vee a and Ecka Code Lock Keys 8-C1






Page: 63

 EUKATHARISTATEMPLATE, EUKATHARISTA ETERNAL **FLAME** BODY, VECA-ECKA SHIELD
CODI:S & PERSONAL FLAME BODY


 S & PERSONAL **FLAME** BODY ACTIVATION .1· The P"erspnallnner "Sb!irw~y

 the Ecka Eternal **Flame** into the smaller Densities. It:~ Density-j Sphere \ ~



 Body Currents & **Flame** Body Activation remains dormant until Eukatharista Shield Codes are
 into activation via **Flame** Body technologies. Flame Body Activation -initiates-the flow of
 Flame Body technologies. **Flame** Body Activation -initiates-the flow of .Ecka Heliotalic
 ric & Transcendent **Flame** Body Currents. 1: 15·Dlm"l Rishiac Body w/ 1:
 Ecka-Veca . **Flame** Body Sub-harmonic activation. 07·

 EUKATHARISTA COSMIC ETERNAL **FLAME** BODY AND BASE-12 HARMONIC & BASE-6 SUB-HARMONIC
 30 Dimensional Veca **Flame** Body Sub-harmonic activation can be expedited through use of
 through use of **Flame** Body activation & "Lotus" technologies featured In the K
 of the Eukatharista **Flame** Body level occurs In sequential staaes. The Ecka-Veca Body
 Eukatharista .Eternal **Flame** Krist Body





 FOUR ·The **Flame** Body and Ethos Centers Ecka-Veca Flame Body Anatomy, Ecka-
 Centers Ecka-Veca **Flame** Body Anatomy, Ecka-Veca Healing Hands, Ethos-Etheric Flame Seal
 Hands, Ethos-Etheric **Flame** Seal Centres and Hara Centres & Complexes Purpose: Understanding the
 Ecka-Veca Level **Flame** Body, the 9 Ethos-Etheric Flame· seal Centres, Hara
 9 Ethos-Etheric **Flame**· seal Centres, Hara Centre & 5 Hara Complexes in
 2 Ecka.Veca **Flame** Body Activation through which Ecka-Heliotalic Currents can be accessed
 Levels of Veca **Flame** Body Activation, the Ecka-Veca Flame Body Eckasha Merkaba Field
 the Ecka-Veca **Flame** Body Eckasha Merkaba Field & Ectoplasmic Healing Hands, the embodied
 9 Etheric-Ethos **Flame** Seal Centres, the 6 Hara Points & 5 Hara Complexes
 2 Ecka-Veca **Flame** Body Heliotalic Current Activation. •·...

 Shield and Veca **Flame** Body . . ~AifUUL ASTUL .&uoY ANATOMY The."




 Body Awakening THE **FLAME** OFEIROs &THE SILVER SANCTUM Activating the Density-1 Cefestite

 The Eckasha "Flame Capsule" layers create Deep-Emerald Green-Blue E"lema/ E"merald Flame
 Blue E"lema/ E"merald Flame of Amoraea. ?o .



Page: 73

 THE ETERNAL FLAME OF AMORAEA & THE "THRONE OF POWER" Activating the
 and the Amoraea Flame Combined Density-1 & Density-2 ·A. D-
 2 Eckasha "Flame Capsules" create Deep-Emerald Green-Blue Eternal. Emerald Flame
 Blue Eternal. Emerald Flame of Amoraea.TRANS·HARMONIC Merkabic Ascension Vehicle. D-3






Page: 74

 ·Each Flame Body Level exists as a Spherical-Ellipse Scalar Standing Wave
 ((Veca Flame Body activation & the Eckasha Tlia CIUI:aDSaiS Eliashalletbba Vehlda
 S~ Merkaba Vehicle Flame Body Activation occurs through De-P.olarisation of Density Radial




Page: 76

 tasls Line Amoraea Flame Body Activation Initiates progressive Activation of the Ethos Flames
activating
 of the Ethos Flames activating the Ectoplasmic Healing Hands of the Ecka-Veca Body,






Page: 77

 VECA FLAME BODY ACTIVATION LEVELS, THE ECKASHA MERKABA & ECKA-VECA FLAME
 & ECKA-VECA FLAME BODY HEALING HANDS 1. DensitY Radial Body Anatomy DN-5
 ftl 2. Eiros Flame Body Activation THEF!ANEOI"EROS& ntE SILVER"S:AIIIC11ll.t ~
 ·1 Amoraea Flame body Activation THE ETERNALR.A.ME QF AMBRAEA·&
 Ecka-Veca Flame Body activation allows acces\$ to EckaHeliotalic Life-Source Currents
needed.


Page: 78

 Flame Body & · Reuche Sceptre Pillars · Jt" . Kee-
 Ecl:a UanU Flame in lhe base of the Thyrrws gland has the following
 expedite Ecka-Veca Flame Body activation ~& .

Page: 79

 . . Flame Body & the 9 Etheric-Ethos, Flames Eukatharista Shield Code
 9 Etheric-Ethos, Flames Eukatharista Shield Code & Ecka-Veca Flame Body Activation initiates
 & Ecka-Veca Flame Body Activation initiates activation of the 9 Etheric·Ethos
 Etheric·Ethos Flame Seal Centres & corresponding Crystal Seals Hara Centres & Complexes
 Ethos-Etheric LotE" Flame Seals Amoraea Flame Body Activation initiates progressive
Activation of the

 Flame Seals Amoraea **Flame** Body Activation initiates progressive Activation of the Ethos Flame Seal


 of the Ethos **Flame** Seal Centers & their corresponding crystal Seals, Hara centers and

Page: 80

 **FLAMEBODY**, HARA & vO=O[g ~· ©

 vrn;~ Etheric-Ethos **Flame** Seal Centres . activate corresponding Hara points

 Star} \ . **Flame** Body Healing Currents ~;;:~I)"SI>Is..Q 2. Soul

 Vec'a **Flame** Body Activation Initiates activation of the 9 Etheric


 Etheric-Ethos **Flame** Seal Centres & corresponding Crystal Seals Hara Centres &

Page: 83

 ECKA-VECA **FLAME** BODY & HARA ECKA-HELIOTALIC CURRENT SUBHARMONIC ACTIVATION 1.


 expedite Ecka-Veca **Flame** Body activation Dln:slty4Etlm!G Edopla:l ll11 Tmlc6Mt Id

 Elherlc loic"FiamaSuls Amcrau **Flame** Body Actlv~tlcn \nltlata5 ptogre.sslva ActivaUon. of the


 3. Etheric;Ethos **Flame** Seal Centres activate corresponding Hara points & their Crystal Seals

 Heliotalic Ecka-Veca **Flame** Body Healing Currents Sf.

Page: 84

 2 Ecka-Veca **Flame** Body Activation. Section-5 introduces Bi-Veca, Double

 . Etheric-Ethos **Flame** Seal Centre and Hara Point Activation (addressed in Section-

 Activation expedites Veca **Flame** Body Activation for rapid anchoring of Ecka-Heliotalic Healing Current


Page: 88

 LETTERS & VECA **FLAME** BODY ACTIVATION 1. The Bi-Veca Merkaba Field ..


 above, during Veca **Flame** Body Activation. "ThoNA"IRAL !pln Ratio~

 Fields. In Veca **Flame** Body Activation the Density Bi-Veca Merkaba Fields progressively merge

 Etheric-Ethos **Flame** Seal Centre & Hara Point activation expedites Shield Fire Letter


 Levels of Veca **Flame** Body activation. 8(, _ Mohun~ Phaso Merkaba) Df!. <IID-10

Page: 92


 Ecka-Veca **Flame** Body Activation C3> THE TRJ-VECA MERKABA The Eckasha


Page: 93


 Ecka-Veca **Flame** Body Activation !!IE TRI-VCCA MERKABA Tie


 Ecka-Veca **Flame** Body Activation the Density and primal Bi.Yeca Merkaba

 Ecka-Yeca **Flame** Body Activation the 4:- 5-Density Bi-Yeca

 the Staff Eternal **Flame** Body Codes & the "12 Commandments" Rod & Staff


 ; and Universal **Flame** Body activates In 1Jreparation for the Reusha-TA"Cosmic Clock

 Core Ecka-Heliotalic **Flame**. Currents in preparation for amplification of the Ecka-Heliotalic Sub-

 expedited Ecka-Veca **Flame** Body Sub-harmonic Activation through the Kathara Level-1 to Level-


 Kathara Level-2 **Flame** Body Activation technologies. Kathara Level-2 technologies initiate activation

 Currents & expedite **Flame** Body Activation for Sha-LA-a, Le-e TOR-A

 AdOR-A Lotus **Flame** Healing Currents needed for clearing Sho-na Transposition Filter Miasmic


 of polarised Amoraea **Flame** Living Light Units between the Ecka Centre Amoraea Flame of


 Ecka Centre Amoraea **Flame** of the Ecka Body and Seed Atoms and Kathara Grid


 Ecka-Amoraea **Flame** Pulses from the Le-eTDR-A and Sha-LA-

 Etheric Ethos **Flame** Seal Centres & Hara Centre initiate the subharmonic activ-

 Ecka-Veca **Flame** Body activation in preparation for opening the Sha-

 The Seed Atom **Flames**, Templates, Shields and Primary Amoraea Radiation Chambers of the EcRa-

 LA-a Amoraea **Flame** Seed Atoms and Amoraea Radiation Chambers. Purpose: To provide sufficient

 a "Standing **Flames**". Prepares us to understand, and utilise, the anatomy &

 Body Centre Amoraea **Flame** Seed Atom, creating the Le-e TOR-A, Le-Ad


 the Amoraea Eternal **Flame**, Ecka/ Heliotalic Currents, the Le-e TOR-A, Le-AdOR-


 LA-a Chambers, **Flames** & Sparks utilised in Kathara 2-3 Healing applications while


 Le-eiOR-A **Flame**" (Sub-harmonic Activation of the Le-eTOR-A

 a Palm **Flames** & the Le-eTOR-A 45-Charge Spark; Pages


 2, 6-Step **Flame** Body Activation Session (Page T40-42)

 Atom standing-Wave **Flame** B: Expansion of the Ecka Base Shield Standing-Wave Disc


 Charge Amoraea **Flame** Centre to form the Seed Atoms for the Ecka-Veca


 Standing Wave **Flames** that exists as Fixed Points of Eternal Life, Electro

Page: 143

 eTOR·A **Flame** Chambers Se"Ur standing wave / ~ _"7jjz pillars ./

Page: 146


 ·A Centre **Flame** generates the 45-charge Veca-Sha-LA-a Spark within

 eTOR·A **Flame**. ... Ecka Lata Bottom 1 pmn • ourpl rtlcurt~tlmp!

Page: 157

 eternal Life center **flames**. The 1:1:1, 2:2:2, ... 5:5:

Page: 160

 Ethos-Etheric LatE" **Flame** Seals Hara #3 Galactic Star UJliWFilte & D·

Page: 197

 AdhurA Radon. Photo-**Flame** Cell Etheric Duct Complex that Is set within the PCM

 PCM LotE Photo-**Flame**-Cell Bodies fanning 5 Density Hove Body Blueprints & 5

Page: 211

 D-13 Blue **Flame**. 0•13 TURQUOIS" .1 Kee Re1cn/Tricn o /

 D-14 Gold **Flame** · D-14 PALE YELLOW1, L r~" Ra 1)1on+

 D-15 Violet **Flame** D-iS MAGENTA 8- \$hA MujhoM!Trion -/+(RED-

Page: 215

 .EU Eiros **Flame** · · form PCM Lot · --- q:z..:-~ Ka


Page: 217

 LA·a **flame** projectllife force through lha LolA", polarizing the pkl.llght unit


Page: 221


 EMBODIED ETHOS ETHERIC **FLAMES** Each Dimensional & Density Kathara Grid has a Set of

 5 Etheric-Ethos **Flame** Centres within the S·Density Locks in "3rid.

 Body (5 **Flames** x 4 Kathara Grids). Density-1 Transharmonic"+ DimensionafHeliotalic s~ur

 Lock= Mahadra Ethos **Flame** • Density·1 Lock= E·Umbi Etho·

 Etho·s **Flame** • Oensity·2 Lock= AzurA & Seed Atom •

 = Rajhna Ethos **Flame** • Density·4 Lock= Adhrana Ethos Flame I Ethos-

 Lock= Adhrana Ethos **Flame** I Ethos-Etheric Flames are Standing· . " !

 I Ethos-Etheric **Flames** are Standing· . " !· Wave Units of

- 📌 N;...-z~""-~ Eiros **Flame** counterparts. {chakra 12A 24"" thro" the proces\$ of ~
- 📌 Ethos & Eiros **Flame** interaction, thus disabling the natural function of perpetual Seed Atom
- 📌 Etheric· Ethos **Flame** Centres. Under natural conditions the 24 Lotus points serve as
- 📌 · Eiros Etheric **Flame** inter• action into the D-13 Monadic 0·1
- 📌 As the Etheric **Flames** are presently denied their natural sparking functibn due to the
- 📌 not shown) Etheric **Flame** Sparking ability and the resultant 1 Eternal Life Potential. I

Page: 229

- 📌 Tri-polar Seed **Flames** " have +/- /Q · electrical char9e & emerge
- 📌 draea- 1 IAmoraea **Flame** .. Seed Atom sel• 45 Ecka . 90-Cha rge
- 📌 IA-aPKA The **Flame** Cell s .. d shaddlof the Ecka-Lota Flame Sha-
- 📌 the Ecka-Lota **Flame** Sha-IA-~)\] N C!) Sha'IA-a Seed
- 📌 onad Living Photo-**Flame** Cell IET! lilil I N>I into PCM · -
- 📌 of the Radon **Flame** Cells '.:~~~ :. :. •.:-- :. •. :.~~~ ""

Page: 231

- 📌 EMBODIED ETHOS ETHERIC **FLAMES** Each Dimensional & Density l(athara Grid has a Set
- 📌 "eric-Ethos **Flame** Centres .hin the 5-Density Locks in - dach
- 📌 . . . **Flames** in one ~-Dimensional Density-1 trans harmonic+ Dimensional Heliotalfc
- 📌 Body (5 **Flames** x 4 · · "---""-· -t-- __: _~-.:...._ Kathara Grids).
- 📌 Lock= Mahadra Ethos **Flame** • Density·1 Lock= E·Umbi Ethos Flame
- 📌 ·Umbi Ethos **Flame** • Oenslty-2 Lock= AzurA & Seed Atom • Density
- 📌 = Rajhna Ethos **Flame** • Density·4 Lock= Adhrana Ethos Flame Ethos·
- 📌 Lock= Adhrana Ethos **Flame** Ethos·Etheric Flames are Standing· Wave Units of
- 📌 Ethos·Etheric **Flames** are Standing· Wave Units of el-eck·trl
- 📌 their Magnetic Eiros **Flame** counterparts thro" the process of ~ breathing & heart·
- 📌 Ethos & Eiros **Flame** interaction, thus disabling the natural function of perpetual Seed Atom
- 📌 Etheric· Ethos **Flame** Centres. Under natural conditions the 24 Lotus points serve as
- 📌 · Eiros Etheric **Flame** inter· action into the D·13 Monadic 0
- 📌 As the Etheric **Flames** are presently denied their natural sparking function due to the
- 📌 not shown) Etheric **Flame** Sparking ability and the resultant Eternal Life Potential. .!

Page: 233

- 📌 Centre and "**Flame** of Ra" activation is established (Kathara Level - 3,


Page: 241


- 📌 Sha-LA-a **flame** projects life force through the LotN, polarizing the pki light

Page: 246


 Monatl.Core Amoraea **Flame** Az. urite Crystal D:1 No.5 thymus Base

Page: 256

 MAINTAIN SHIELD and **FLAME** CURRENT ACTIVATION LEVELS AND TO PROGRESS TO SUSTAINED POWER:

 3, Tech"-4A: **Flame** of Ra Activation- direcUy followed by- K.3, Tech"-5A:

Page: 257


 Kathara Level-2 **Flame** Body Activation and Kathara Level-3 Lotus Run Sessions should


Page: 258

 The 6-Step **Flame** Body Activation Client Session The K-2 Client Session can

 K:2 **Flame** Body Activation Sessions.)- It is Important that the K

Page: 261


 every 3- months. **Flame** Body days prior to a K-3 Client Session. Activation


 prior, K-2 **Flame** Body Session no more than once every 2-3 months.

 one K-2 **Flame** Body Activation Session and one K-3 Lotus Run Session

Page: 264

 of the Eternal **Flame** Body, Introduction to Flame Body Activation, Shadow Healing and Inter-

 Body, Introduction to **Flame** Body Activation, Shadow Healing and Inter-dimensional Contact. Mastering the

 plus- AF/ COT **Flame** Body Activation arid Shadow Healing "19 Technique" Sequence Volume


Page: 266

 ,. KATHARA·2r**MFLAME** BODY ACTiVATION & KATHARA·3™ CRYSTAL BODY ALIGNMENT

 Vi C1I Cii **FLAMES** . UJ C1I C1I K-3 Tech"4A & B;

 6·STEP **FLAME** BODY 0 REVIEW Cii Pages Cii ACTiVATION CLIENT SESSION Vi

 TS BODY & **FLAME**. CODES .en .Pages T40- T42 tn Pages ·

 SECTION 4: THE **FLAME** BODY SECTION 8: THE LMNG LOTE: Q. and ETHOS CENTRES









Page: 268

 2, 6-Step **Flame** Body Activation Session (Page: T40-42) 1l;)Ashayana and


Page: 269

 2, &-Step **Flame** Body Activation Client Session (Page: T40·42) e




Page: 271

 Lock= Adhrana Ethos **Flame** Ethos-Etheric Flames are Standing Wave Units of el-
 Flame Ethos-Etheric **Flames** are Standing Wave Units of el-ek·tri
 their Magnetic Eiros **Flame** counterparts thro" the proces!;l of breathing & heart·
 thos & Eiros **Flame** nteraction, thus lisabling the natural unction of perpetual leed Atom
 · · Ethos **Flame** Centres. Under natural conditions the 24 Lotus points serve as
 · Eiros Etheric **Flame** inter· action into the 0·13 Monadic D
 As the Etheric **Flames** are presently denied their natural sparking function due to the
 in restoring Etheric **Flame** Sparking IDN, -1/1 ,12... + P1.3 1. I


Page: 285

 Shadow Healing, Amoraea **Flame** Activation and Contact. Bio-spiritual development generated via Maharic Seal














Page: 286

 Shadow Healing, Amoraea **Flame** and Contact techniques contained in the Dance For Programs. However,
 of the suggested **Flame** Body Schedule, will enable the mathematical program of the Eckasha
 Shadow Healing, Amoraea **Flame** and Contact techniques. This is the Eckasha Symbol. The Circles










Page: 288

 101 (Eiros **Flame** Activation Level-1) Purpose: Technique-2 is designed to release








Page: 291

 The Eiros **Flame** and the Silver Sanctum Activating the Celestite Crystal & the
 . (Eiros **Flame** Activation Level-2) Purpose: Once the E-Umbi passage below
 Density-1 Eiros **Flame** ;:ckasha Body I or "Silver Sanctum". Activation of
 of the Eiros **Flame** opens the "Manu Window" surrounding the Dersity-1 Hove
 & Able Eiros **Flame** Activation Levef-1 . . releases Dimensional Lock-3 Seal
 Body the Eiros **Flame** within and surrounding tne body can be activated. 3. Using
 silver-blue EIROS **Flame** about 1 % high within the Etheric Body ·E
 silver-blue Eiros **Flame** spreads throughout every atom of the Etheric Body, turning the
 the small Eiros **Flame** at the Etheric Body E-Umbi and INHALE, using .
 draw the Eiros **Flame** through the E·Umbi CORD a·nd into
 push the Eiros **Flame** down to the 13th Chakra at Earth"s core. When the
 When the Eir6s **Flame** enters the Chakra Seals of Chakra 13, again the Eiros
 again the Eiros **Flame** momentarily . "flares", filling ·every atom in the

Page: 292

-  on the Eiros **Flame** at Chakra-13, INHALE DEEPLY and draw the Eiros Flame
-  draw the Eiros **Flame** upward to the 4th (Heart) Chakra. Focus your attention
-  of the Eiros **Flame**, then EXHALE forcefully, using the Exhale breath to rapidly expand
-  expand the Eiros **Flame** from within the Heart Chakra and outward through the body,
-  until the Eiros **Flame** is fully expanded around the entire body and
-  the activated Eiros **Flame** Eckasha Capsule will momentarily "flare", as the Eiros Flame
-  as the Eiros **Flame** phase-locks within both the Etheric and Physical bodies. The
-  Eckasha Seal Eiros **Flame** and the Celestite Crystal are now fully activated. The Celestite
-  amplify the Eiros **Flame** activation, at which time the Celestite Crystal will again be






Page: 293

-  Power" (Amoraea **Flame** Activation Level-1) Purpose: To create a calm, clear space
-  which the Eternal **Flame** of Amoraea embodies. 2. Imagine now that your awareness is
-  of the Amoraea **Flame** of Eternal Christed Love. Imagine Amoraea Gateway as a tiny
-  and Manu Azurite **Flame** is the Eternal STILL POINT through which the "Still
-  through the Azurite **Flame** and into the Amoraea Egg. EXHALE gently filling the Amoraea
-  that an Azurite **Flame** of deep-Azure-blue extends into the room, fully enshrouding
-  beyond the Azurite **Flame** is the Azurite Crystal. Sphere; SENSE the Azurite Crystal as





Page: 294


-  Amoraea Egg, Azurite **Flame** and Azurite Crystal back into the kz.ur

Page: 295


-  Soul Body Amoraea **Flame** Activation (Amoraea Flame Activation Level-3) Purpose: To activate
-  Activation (Amoraea **Flame** Activation Level-3) Purpose: To activate the Density-2 Silver
-  Sanctum and Amoraea **Flame** for formation of the TRANS-HARMONIC Amoraea Flame Eckasha Vehicle.
-  TRANS-HARMONIC Amoraea **Flame** Eckasha Vehicle. Activation of Amoraea Flame opens the "ManU
-  Activation of Amoraea **Flame** opens the "ManU Window" surrounding the Density-1 and


Page: 297


-  Silver Sanctum, Eiros **Flame**. The Azur-A Passage, extending between the Density-1 and
-  Density-2 Amoraea **Flame** Eckasha Body, or "Trans-harmonic Amoraea Flame Body". Relax,
-  Trans-harmonic Amoraea **Flame** Body". Relax, and breathe slowly, while focusing the mental body
-  within the Azurite **Flame**, inside of the Azurite Crystal Sphere. 13. With your attention


 Central ManU Eternal **Flame**, and 6-Dimensional Silver Sanctum, within and surrounding the Density-


Page: 298


 Azure-blue ManU **Flame**, about 2 3/4 inches high, within the Etheric Body


 Blue, ManU Amoraea **Flame**, spreads throughout every atom of the Density-1, and Density-


 small Amoraea ManU **Flame**, at the Etheric Soul Body Azur-A, and INHALE, using


 draw the Amoraea **Flame** through the Azur-A CORD, and into the physical body


 push the Amoraea **Flame** down, to the 13th Chakra at Earth's core. When the


 When the Amoraea **Flame** enters the Chakra Seals of Chakra 13, the Amoraea Flame


 13, the Amoraea **Flame** momentarily "flares", filling every atom in the physical and


 on the Amoraea **Flame** at Chakra-13, prepare to INHALE DEEPLY, AND SIMULTANEOUSLY ,


 AND the Amoraea **Flame** upward, from Earth .Core, bringing the two currents of


 activate the Amoraea **Flame** within the Azur-A. 19. Take a final 2-POINT INHALE


 of the Amoraea **Flame** at the Azur-A, then EXHALE forcefully , using the

 expand the Amoraea **Flame** from within the Azur-A, outward through the body, until


 until the Amoraea **Flame** is fully expanded around the entire body, and outward several


 the activated Amoraea **Flame**, Trans-harmonic Eckasha Capsule, will momentarily "flare", as the


 as the Amoraea **Flame** phase-locks, within both the Density-1, and Density-2,


 Eckasha Seal Amoraea **Flame**, and the Azurite Crystal, are now fully activated. / 20


Page: 299


 Buffer (Amoraea **Flame** Activation Level-4) · Purpose: To protect the DNA Template


 Eiros and Amoraea **Flame** into sustained, continual activation, setting 12-S.trand DNA


 Eiros and Amoraea **Flame** Bodies, creating eventual full Cruxansatea ManU Window and Eckasha Merkaba


 Kee Ra ShA **Flames**: 1 Pale Turquoise, 1 Pale Yellow & 1 Pale Pink~


 Kee-Ra-ShA **Flames** surrounding it, upward to the Maharic Shield Center 12" below

 Heirophant and 3 **Flames** expanding outward on a horizontal plane throughout your Pale Silver

 Eckasha & 3 **Flames** move outward, imagine the Maharic Shield Disc expanding outward to

 ShA Eckasha Heirophant **flame** as a Pale Silver, energized, 3 Dimensional Eckasha "tear

 the "Eckasha **Flame**". · · 7. INHALE SLOWLY, using the inhale breath to










 from the Eckasha **Flame** stationed at the center of your Maharic Shield 12" below





Page: 300

 from the Eckasha **Flame** and into the small Chakra in the BALL of your








 draw the Eckasha **Flame** from-the center of your Maharic Shield up through the
 when the Eckasha **Flame** has entered the Emerald Green Crystal at the E-Umbi.
 into the Eckasha **Flame** within the Emerald Green Crystal at the E-Umbi Point.
 expand the Eckasha **Flame** from within, while imagining that the Eckasha Flame & Emerald
 that the Eckasha **Flame** & Emerald Crystal "pop", releasing the Kee Ra ShA &
 ShA & Eckasha **Flame** frequencies into the E-Umbi Point. 12. Breathe gently for
 indigo-blue-violet **flame**, about 2" high, spontaneously ignites within the E-Umbi Point.
 Blue-Violet Eiros **Flame** ~ Activation of the Eckasha Flame, the Kee Ra ShA
 of the Eckasha **Flame**, the Kee Ra ShA and Maharic Currents, within the E-
 of the Eiros **Flame** within the E-Umbi Point. 13. INHALE, using the inhale
 blue-violet Eiros **Flame** up the central vertical current and into the Azur-A
 deposit the Eiros **Flame** within the deep, Azure-blue Crystal at the Azur-A
 blue-violet Eiros **Flame** at the Azur-A Point. EXHALE FORCEFULLY, using
 expand the Eiros **Flame** from within, until it "pops" within the Azur-A
 small Azure-Blue **Flame** about 2" high, . spontaneously ignites within the Azur-A
 Body Emerald Amoraea **Flame**. 16. INHALE pale silver, D-12 Maharic Current up from
 the small Azurite **Flame** at the Azur-A Point. EXHALE FORCEFULLY, using the exhale
 expand the AZurite **Flame** outward from the Azur-A Point into the Auric Field,
 as the Azurite **Flame** expands outward, it's color changes from deep azure-blue,
 the full Amoraea **Flame** Activate within the Azur-A Point. 17. Breathe gently ..
 Green-Blue Amoraea **Flame** continues to expand throughout the Auric field. Imagine the Auric
 tear drop" Emerald **Flame**, . with a pale-silver-indigo-blue-violet Eiros "
 the Emerald Amoraea **Flame** expands downward, to Chakra 13 at Earth's Core, while the
 Emerald Green Amoraea **Flame** is now fully expanded to encompass the Maharic Shield .

Page: 301

 Pale Silver Maharic **Flame** in the Azur-A. EXHALE FORCEFULLY, using the exhale breath
 Pale Silver Maharic **Flame** UP from the Azur-A and into the Pineal Gland!
 pale Silver Maharic **Flame** holds 2 tiny crystals at it's center, that appear as
 into the Maharic **Flame** .stationed in your Pineal Gland. EXHALE FORCEFULLY, using
 fill the Maharic **Flame** with a burst of Maharic Current. Breathe easy, and imagine
 within the Maharic **Flame** vibrate for a moment, then burst Into 2 tiny flames;
 Into 2 tiny **flames**; one Violet, one Gold, within "the 2" high Maharic
 2" high Maharic **Flame**. INHALE Maharic frequency up from Chakra 13, and into the
 into the Maharic **Flame** at the Pineal gland, and gently EXHALE the Maharic Current

-  Violet & Gold **Flames**, within the Maharic Flame, FLARE in a Magenta-Pale-Pink
-  within the Maharic **Flame**, FLARE in a Magenta-Pale-Pink P::lash, as they
-  with the Maharic **Flame** forming a Silvery-Pirik SUN BURST of D-1.2+ D-15
-  the amplified Amoraea **Flame**, and this simultaneously creates an Amoraea Seal within, and around,

Page: 302

-  Pink Kee RaShA **Flames** in Chakra 13 at Earth's Core. 2 INHALE FORCEFULLY, DRAWING
-  Kee Ra ShA **Flames** up to the center of the Maharic Shield 12" below
-  Kee Ra ShA **Flames** up the Central Vertical Current, first to the Base Chakra,
-  Silver-Blue Eiros **Flame** IGNITES in the E-Umbilical Point, as the Eckasha Hierophant
-  Kee Ra ShA **Flames** "pop" and disappear. 4 INHALE FORCEFULLY drawing the Pale
-  the large Amoraea **Flame** Capsule surrounding your body, amplifying the already activated Amoraea Flame.
-  already activated Amoraea **Flame**. 5 · INHALE Maharic frequency up from Chakra 13, to


Page: 305

-  . Product List), **Flame** Body Activation Sequence and Activating the Lotus Seed, ManA Stage










Page: 307

-  on Product List), **Flame** Body Activation Sequence, Activating the Lotus Seed, ManA Stage



Page: 309



-  the Ethos Palm **Flames** and Receiving the Eckasha-Sha-LA-a Monadic Krist Spark]

Page: 310








-  Wave Eckasha shaped **Flame** of pastel Heliotropic light about 1-2 inches high emerges
-  Heliotropic Ethos Palm-**Flames** begin to gently rotate around their fixed vertical axis in
-  chakras. The Ethos **Flame** in the LH, which carries the magnetic Krist- Code, rotates
-  axis. The Ethos **Flame** in the RH, which carries the electrical Krist Code, rotates
-  that the Ethos **Flame** in the LH adopts a CCW Spin speed of 11
-  and the Ethos **Flame** in the RH adopts a spin speed of 33 1/
-  with their Ethos **Flames** gently together in front of your Azura in "prayer"
-  ve Electrical Ethos **Flames** merge, and replicate into a unified Sha-LA-a Krist
-  e TOR-A **Flame** technologies. Copyright Ashayana & Azurtan Deane, Ekrs MCC©

Page: 311













-  e TOR-A **Flame**" [Entering the Eckasha Seed Atom] Recommended Preparation: .
-  e TOR-A **Flame**. We Will project our "tiny self" out from our

 e TOR-A **Flame**. Therein, we will experience the ambience and frequencies associated with
 entry to the **Flame**, and subsequent processes and experiences . . . Aside from the










Page: 312




 from the Living **Flame** of the Ecka Le-e TOR-A, the Amoraea Spark
 e TOR-A **Flame** radiating brightly from within a small stone bowl, set in
 e TOR-A **Flame** in the centre of the cavern as you absorb the whole
 e TOR-A **Flame** dances all around, reminiscent of the deep warming comfort, and
 e TOR-A **Flame**, emanating from within the small stone bowl set into the
 ankle high; the **Flame** is about the height of your knees. You kneel comfortably,
 e TOR-A **Flame**. Ensure that you keep the fingertips of the RH in

Page: 313



 e TOR-A **Flame**:·) "Le · eTOR·A
 e TOR-A **Flame**, and everything around it, except for the size of yourself,
 the bowl, the **flame** height, the cavern roof height, the diameter of the cavern
 e TOR-A **Flame** bowl. Safely walk the "empty highway" which is now
 e TOR-A **Flame** .. as you do this, notice how the Flame looks
 notice how the **Flame** looks exactly the same, pale emerald green-yellow plumes of
 e TOR-A **Flame** and, as you do, recall that you are stepping into
 e TOR-A **Flame** begins to transmute the miasmatic detritus, frozen light . particles,
 with the Living **Flame** of Le-e TOR-A ... and, your own, personal,
 e TOR-A **Flame**. Observe the Flame as it radiates pale golden-silver
 Flame. Observe the **Flame** as it radiates pale golden-silver r-emerald green light
 e TOR-A **Flame**-Eckasha Sta nd ing Wave. Step forward, and walk across

Page: 314


 e TOR-A **Flame**. As you approach the centre of the silver Maharic-sea-
 Lee TOR-A **Flame**. This centre point, the Eckasha Capsule of feint mist, is
 Silver Sanctum Eiros **Flame** that connects the personal 15 Dimensional Density body to the Le-
 of the Amoraea **Flame**. Walk forwards now, and enter the Silver Sanctum Eckasha Capsule
 e TOR-A **Flame**. Step 8 Breathe easy for a few moments and prepare
 self within the Eiros **Flame** Silver Sanctum in the Le-e TOR-A Flame, noting
 e TOR-A **Flame**, noting that you stand there with hands cupped in exactly
 e TOR-A **Flame**" to manifest a 24 point Lotus-Spark of the Le-
 e TOR-A **Flame**, called the Lotum Seed, into your cupped hands. On each

-  e TOR-A **Flame** around you and the Silver Sanctum, on a 24 point
 -  e TOR-A **Flame**. On the out-breath, release the breath slowly and gently,
 -  e TOR-A **Flame**, before the next breathing sequence ... Bring your attention back
-











Page: 315

-  in the Eiros **Flame**, to move vertically downward and into the physical body (
 -  e TOR-A **Flame** on a 24 point axis centred on your AzurA and
-









Page: 316

-  LA-a Palm **Flames** and Receiving the Ecka Le-e TOR-A Monadic Krist
-




Page: 317






-  Wave Eckasha shaped **Flame** of pastel Heliotalic light about 3-4" high emerges vertically
 -  LA-a palm-**Flames** begin to gently rotate around their fixed vertical axis in
 -  Sha-LA-a **Flame** in the LH, which carries the magnetic Le-e TOR-
 -  Sha-LA-a **Flame** in the RH, which carries the electrical Le-e TOR-
 -  Sha-LA-a **Flame** in the LH adopts a CCW Spin speed of 11
 -  Sha-LA-a **Flame** in the RH adopts a spin speed of 33 1/
 -  Sha-LA-a **Flames** gently together . in front of your AzurA in "
 -  Sha~LA-a **Flames** merge, and replicate into a unified Le-e TOR-A
 -  2 6-step **Flame** Body Activation Client Session, or to initiate other Le-e
 -  e TOR-A **Flame** technologies. Copyright Ashayana & Azurtan Deane, Ekrs MC©0412004:
-

Page: 318






-  2 6-Step **Flame** Body Activation Client Session Preparation: A- Just prior to each
 -  LA-i=~ palm-**Flames** and charge your Monadic Cluster with the 45 Charge Ecka-
 -  2, 6-Step **Flame** Body Activation procedure as an "additional modality" before closing
 -  Sha-LA-a **PalmFlames**. Exhale gently as Code Imprinting completes. Action Two - Immediately
 -  the 6-Step **Flame** Body Activation Client Session, next below ... Step 2: Activating
 -  Sha-LA-a **Flame**, and will draw in as much Le-e TOR-A
 -  e TOR-A **Flame**, through the "down~stepping link" your own Shields have
 -  Sha-LA-a **Flame** to disengage connection to the clients 12th (A) chakra.
-

Page: 319

-  Crystal & Eiros **Flame**. Action One- Move to stand beside the client (either
-  Sha-LA-a **palmFlames** and into the clients Etheric E-Umbi point. Action Four
-  Initiating the Ethos **Flames** and Lotus Bud Action One- Move to a position by

-  LA~a palm-**Flames**, keeping hands still, palms up, in front of your ~~
-  LA-a palm **Flames** SEPARATE from each other (to avoid arcing "too
-  Sha-LA-a **Flames** together, "cupping" your hands over the clients AzurA(so
-  Sha-LA-a **palmFlames**. As the Exhale breath-current reaches your palm-Flames, QUICKLY
-  reaches your palm-**Flames**, QUICKLY bring your palms fully together and into the "

Page: 320

-  LA-a palm-**Flames** to release their 45 charge Ecka-Le-eTOR-A Spark.
-  LA-a palm-**Flames** to disengage connection before removing hands from transmission position. Then,
-  e TORA Central **Flame**, the Point of Eternal Manu Stillness from which Creation &
-  Density Radial Body/ **Flame** Body Reion Fields initiating the Ancient Sacred Art of FULL
-  Sha-LA-a **Flame** is not necessary at this step). After your client Session







Page: 322

-  2 6-Step **Flame** Body Activation) from every atom for a few moments, then





Page: 323

-  LA-a Palm **Flames**and Ra Centre). Five: Don't inhale, but hold the Exhale breath



Page: 324

-  Your personal Shields, **Flame**-body and "Lotus Hands" are now activated to run
-  Lee TOR-A **Flame** Tri-Veca Living Light Currents of the personal Ecka-Lota
-  personal Lotum and **Flame**-body and Bio-fields through activation of the dormant 90-
-  e TOR-A **Flame** Current and Ecka-LotA Shield to combine with their counterpart
-  Ecka-Le-ADorA **Flame** Currents (from the parallel Ecka-LotA Shield of the
-  AdDon-draea-Amoraea **Flame**. /~G:. Copyright Ashayana & Azartan Deane, Ekr"s MC;©

Page: 325










-  Don-draea-Amoraea **Flame** Current within the Ra Centre] Purpose: To initiate activation
-  LatA Crystal Body, **Flame** Body and Bio-fields for activation of the 90-Charge
-  Eckasha AdDon-draea **Flame** Currehts. Shield Activation ofthe Le-AdORA Tri-Vectus Code initiates
-  e TOR-A **Flame** Currents with the 45-Charge (counterpart Ethos-Etheric Le-

Page: 326










-  Wave Eckasha shaped **Flames** of pastel Heliotalic light about2-3" high, emerge outwa~d
-  Le-AdOR-A **Flames** begin to gently rotate around their fixed vertical axis in








e TOR-A **Flame** rotates CW-45, all the while on its fixed vertical

-  Le-AdOR-A **Flame** rotates 45-CCW, again while fixed on its vertical axis.
-  Le-AdOR-A **Flames** in the Ra Centre Core initiate their Merging sequence ...
-  Le-AdOR-A **Flames** begin gently blending in the core of your Ra Centre.
-  Le-AdOR-A **Flames** merge, and replicate into a unified 90-Charge Ad-Don-
-  Amoraea Eckasha-shaped **Flame** that is centred in the Ra Centre Core; it's top
-  Don-draea-Amoraea **Flame** Activation within your Ra Centre and preparing your Ra Centre
-  Don-draea-Amoraea **Flame** Currents within the personal LoIA, Lotum, Flame Body, Bio-fields
-  personal LoIA, Lotum, **Flame** Body, Bio-fields .. and Hands. Your Bio-fields are
-  Don-draeaAmoraea- "**Flame** of Ra"- Currents within the Ra Centre, to enable you







Page: 327









-  Techniques (4) **Flame** Of Ra & "Eyes Of Ra" Activation The Le-
-  PART "A"- **FLAME OF RA ACTIVATION**: To initiate Full Harmonic Le-AdOR-A-
-  A-90 "**Flame** ofRa" Activation and initiate "Flame of Ra" Transmission ability.
-  and initiate "**Flame** of Ra" Transmission ability. To absorb and transmute the Vesica
-  "on command" **Flame** of Ra & Lotus Touch access in preparation for Lotus
-  e TOR-A **Flame**); begin this activation by doing the ~ "Introduction to
-  e TOR-A **Flame**". The Kathara- 3, Technique- 4, Flame of Ra Activation is
-  3, Technique- 4, **Flame** of Ra Activation is carried out once you are inside
-  "A"- "**FLAME OF RA ACTIVATION**" Step 1 Visualize or intend the Le-

Page: 328





-  AdOR-A Ethos **Flame** centres. During your every-day activities practise breathing from the
-  all the Ethos **Flame** centres with their expanded Le-AdOR-A symbols around them.
-  Lee TOR-A **Flame** within the Le-e TOR-A Caverns and prepare to
-  Le-AdOR-A **Flame** of the Parallel Ecka to open your crystal Body LotA
-  AdOR-A **Flame** Slowly Inhale on a 48-point axis from the Ra

Page: 329








-  Le-eTOR-A **Flame** opens within your Rajhna Centre, expanding outward from a speck
-  e TOR-A **Flame** a second Emerald Flame- the Le-AdOR-A Flame, expands
-  a second Emerald **Flame**- the Le-AdOR-A Flame, expands outward, merging with the
-  Le-AdOR-A **Flame**, expands outward, merging with the Le-e TOR-A Flame,
-  e TOR-A **Flame**, forming the 3-Dimensional "Flame of Ra" within the
-  3-Dimensional "**Flame** of Ra" within the 3-Dimensional Le-e TOR-A

-  opens within the **Flame** of Ra within the Le-eTOR-A Caverns "room"
 -  Le-AdOR-A **Flame**. Step 16 Breathe 48-Point breaths gently from the Ra
 -  le-AdOR-A **Flame** just beyond the Golden-Silver doorway within the Le-eTOR-
 -  Le-eTOR-A **Flame**. Feel the Le-AdOR-A Flame frequencies enter your "
 -  Le-AdOR-A **Flame** frequencies enter your "mini-self" body and physical body
 -  as the Twin **Flames** combine in your Ra Centre & cells to form the
 -  the 90-Charge **Flame** of Ra. · Step 17 Activating the Optical Transmission Lines- activating
 -  the LeAdOR-A **Flame**. Step 18 Inhale a 48-Point breath from the Ra
-


Page: 330

-  le-AdOR-A **Flame** to now return into your physical body. Feel the 2
 -  breathing circulates the **Flame** of Ra frequencies through every cell, and notice now that
 -  now that this **Flame** of Ra circulation extends beyond your physical body and out
 -  know that your **Flame** of Ra and your "Eyes of Ra" Optical Transmission
-







Page: 331

-  Command" 90-Charge **Flame** of Ra and Lotus Touch access. Through the activated "
 -  Le-AdOR-A **Flame** of Ra access. Step 1 Flame of Ra Current Access
 -  access. Step 1 **Flame** of Ra Current Access Begin by recalling the Emerald Crystal
 -  2 Directing the **Flame** of Ra Current While your physical body is stationed within
 -  access to the **Flame** of Ra 90-Charge Heliotalic Sub-harmonics (& fu II
 -  Exhale direct the **Flame** of Ra Current Transmission wherever you choose. (E.g.
 -  direct access to **Flame** of Ra transmitting frequencies, Inhale a 48-Point breath into
-


Page: 332

-  Centre and "**Flame** of Ra" activation is established (Kathara Level- 3, Technique-
-

Page: 336

-  KATHARA LEVEL- 2 **FLAME** BODY ACTIVATION- 6-STEP CLIENT SESSION Tools: Kathara Level-2
 -  LEVEL·2 **FLAME** BODY ACTIVATION CLIENT SESSION 6-Step Technique Application Sequence- Maharic
 -  Kathara Level-2 **Flame** Body Activation 6-Step Client Session Step -1, Actions
 -  Crystal and Eiros **Flame**, PageT 41 Step-4, Actions 1 - 3: Initiating the
 -  Initiating the Ethos **Flames** and Lotus Bud, PageT 41 Step- 5, Actions 1 -
 -  KATHARA LEVEL-2 **FLAME** BODY ACTIVATION SESSION 6. Perform Sequence- 2 Kathara Points Massage
-


Page: 337

 90-Charge "**Flame** of Ra" via the Lotus Touch, for . activation of

 Lotus Run : **Flame**) A: Kathara Level - 2, Technique- 2; "Healing Caverns


 e TOR-A **Flame**" (to enter B: Kathara level- 3, Technique - 4A;

 - 4A; "**Flame** of Ra" Activation (to ensure Ra Flame is active)

 to ensure Ra **Flame** is active) C: Kathara level - 3, Technique- 2; "

Page: 338

 Lee TOR-A **Flame**, activate Ra Flame, open optical transmission lines & activate Etheric

 Flame, activate Ra **Flame**, open optical transmission lines & activate Etheric Hologram in field);

 2, 6- Step **Flame** Body Activation Session during a previous visit. The Flame Body

 previous visit. The **Flame** Body Activation Session does not need to be repeated to

 a K-2 **Flame** Body Activation Session at least once prior to the first

Page: 339

 keep the "**Flame** of Ra" Currents flowing. Always begin with the Lotus Points

Page: 342

 (to disengage **Flame** of Ra and Le-e TOR-A Etheric hologram), while

 TOR-A Central **Flame**, the Point of Eternal ManU Stillness from which Creation and

 of Ecka "**Flame** of Ra" Emerald-Heliotalic ManA frequency outward through your atoms,

 Density Radial Body/ **Flame** Body Reion Fields initiating the Ancient Sacred Art of FULL

 CELLULAR BREATHING of **FLAME** OF RA (which is known as "Ra Breathing"

 of Ra Close, **Flame** of Ra Commence" (to disengage Le-e TOR-A

 Hologram with "**Flame** of Ra" Currents remaining on Subharmonic Activation). Go about the

 Bond. The "**Flame** of Ra" Sub-harmonic Current will automatically return to dormancy

 critical mass "**Flame** of Ra" saturation. Action 3: For K-3 Lotus Run


 beams of "**Flame** of Ra" frequency throughout the clients" bio-fields. Move your

Page: 343


 of Ra Close, **Flame** of Ra Commence" (to disengage the Le-e TOR-

 sub-harmonic "**Flame** of Ra" Currents remaining engaged) and continue E-Umbic Ra

 Mental Command: "**Flame** of Ra Retreat" to disengage "Flame of Ra" Currents-

 to disengage "**Flame** of Ra" Currents- OR- give no further Mental Command and

 Bond. The "**Flame** of Ra" Sub-harmonic Current will automatically return to dormancy

 critical mass "**Flame** of Ra" saturation. T t_p .s--



Page: 344









of transmitted "**Flame of Ra**" current during secondary Lotus Run follow-up Sessions.

File : [2004-04_Kathara23Diagrams_scan.pdf](#)
Title : Kathara 2-3 Diagram Pack
Subject : 12 laminated color diagrams from K2-3
Author : MCEO Freedom Teachings - Ashayana Deane
Keywords :

Page: 1




-  TOR-A Center **Flame** generates the 45-Charge Veca-Sha-LA-a Spark within
 -  e TOR-A **Flame** Lola Top / The Ecka-Lota Template & Le-e
-

Page: 12




-  Atom Standing-Wave **Flame** Radiation Units B: Expansion of the Ecka Base Shield Standing-
 -  Bi-polar Seed **Flames** have +ve or -ve electrical charge & emerge
 -  ri-polar Seed **Flames** have +/-0 electrical charge & emerge from Tri-Veca
 -  Don-draea-Amoraea **Flame** The Eckasha Body Sets The Yon-A-Sa 15-Cell
 -  360-Charge Amoraea **Flame** Center Seed Atom to form the Seed Atoms for the
 -  EckashaShaped Standing-Wave **Flames** that exist as Fixed Points of Eternal Life, Electro-magnetic
-

File : [2004-08_RevelationsOfRaK4_scan.pdf](#)
Title : K4 The Pillar of Power - Handbook
Subject : Kathara Level 4 - Loga's, Four Spheres of Ra, Nadradon Etheric-Atomic Duct Complex (from Revelations of Ra WS)
Author : MECO Freedom Teachings - Ashayana Deane
Keywords :

Page: 3

-  Shields Clinics/ Templar **Flame**-keeper impacts can be maximised; all Technique practice can be
 -  of Lotus Breathing/ **Flame** of Ra Currents with specific breathing- directional flow awareness within
 -  "front line" **Flame**-keeper Service Agreements. The MCEO Freedom Teachings® Series 3
-




Page: 13

-  E-Umbi Ethos **Flame**, as the Dimension-2 GrUAL-Contro/ Nadradon Cell emerges from
 -  the E-Umbi **Flame** ... expanding to the Centre Seed Seals in Chakras 2
 -  with an Emerald **Flame** containing Pale Go/den-Silver Light within them. As the
-



Page: 15

-  Mental Command: "**Flame** of Ka Awaken" during the Exhale. 13 Breathe gently from
-





Page: 16

-  within the Ethos **Flame** at the E-Umbi (imagine this as 2 vertically
 -  an Eckasha-shaped **Flame**). 6 Exhale at the E-Umbi, and observe as Chakras
 -  E-Umbi Ethos **Flame**; observe that the 2 crystals are fused together in a
-


Page: 17


-  Ethos E-Umbi **Flame** and Density PCM AzurA Flame Sparks the 2nd 45-Charge
 -  Density PCM AzurA **Flame** Sparks the 2nd 45-Charge Sub-harmonic Spark at the
-

Page: 18

-  E-Umbi Ethos **Flames**, releasing the 1st- 45-Subharmonic Spark at the E-Umbi
 -  Ethos-E-Umbi **Flame** with the D-3 PCM AzurA Flame (Ethos K-
 -  3 PCM AzurA **Flame** (Ethos K-1 Signet at PCM Rajhna) releasing the
 -  3 PCM AzurA **Flames** Spark, forming the 2nd Spark at the AzurA, the D-
-

Page: 19


 and AdOR-A **Flame** Current Atomic Etheric Activation. This sets in motion the automatic

 - AdOR-A **Flame**. At the end of the 6th Exhale -Inhale Cycle,

Page: 20

 AdOR-A 180 **Flame** Current. Complete Loga Frequency Breathing Movements 10 thru" 12, sequence


Page: 22


 AdOR-A Standing **Flame** emerges at the Nadra Key and expands to fill the

 AdOR-A Standing **Flame** down into the Mahadra at Earth Core (where it

 MAHADRA AdOR-A **Flame** To Enter the Perpetual Cycle of Atmos Regeneration through Tii-


Page: 23


 Tone Interface Nadra **Flames**- Magnetic, CCW, 180 -ve, A-dOR-A "Female"

 A "Female" **Flames**. Zendradon Cell on each Density and Dimensional Level, replica of

 Tone Interface Zendra **Flames**- Electrical, CW, 180 +ve, e-TOR-A "Male"

 A "Male" **Flames**. Kethradon Cell on each Density and Dimensional Level, replica of

 Tone Interface Kethra **Flames**- Polarised Ad-Don-draea 360. Ethradon Cell on each Density

 Cells control Ethra **Flames** De-polarised Ad-Don-draea 360. The MCEO Freedom Teachings


Page: 24


 PCM E-Umbi **Flames** align and spark - 1 • 3rd 1/3"d

 + PCM AzurA **Flames** align and spark- 2 o Pause & Hold at Top

 - E-Umbi **Flames** - 2-Sparks release into Seed Atom, & Seed Atom

Page: 25

 A-dOR-A **Flames** at the centre of the Nadradon Cells, initiating release of

 ·Dor-A **Flame** Activation One Tii-E-"a "12 Cycle" 6 Cycles

 dOR-A Magnetic **Flame** Atomic-Etheric Nadra Currents to run in the Pillar of

 A-dOR-A **Flame** Run) Nadra 12-Cycle Magnetic breaths "Turn the Ethos


 A-dOR-A **Flame** and build Ethos Charge in the Seed Atom. The Electrical

 A-dOR-A **Flame** through which +ve Ethos Currents and +ve Anti-

 E-TOR-A **Flame** Run/360 AC Run -Intro UK 10/04) Nadra

 ·A Electrical **Flame** and can run Bi-polar 180-Charge Currents, one or


 E-TOR-A **Flame** and build -ve Eiros Charge in the Seed Atom.

 E-TOR-A **Flame** through whichve Eiros and Particle Currents are made and Magnetic











 Ad-Don-draea **Flame** Currents. [2- Tii-E-"a Cycles= 1 Tii-E-"

File : [2004-09_MichaelMaryLine_scan.pdf](#)
Title : The UK Michael-Mary Line - Handbook
Subject : The Zendradon, Ecka-Indigo Shiled and Planetary Shield Awakening of the Universal Indigo Sun and Planetary Diamond Sun Host
Author : MCEO Freedom Teachings - Ashayana Deane
Keywords :





Page: 4

 MAHARIC SEAL, TRINITY **FLAME** AND BEGINNING CHRISTIAC MERKABA ACTIVATION
OHARRA-14 flI'H



Page: 9

-  The Seed Atom **Flames**, Templates; Shields and Primary Amoraea Radiation Chambers of the Ecka
 -  LA-a Amoraea **Flame** Seed Atoms and Amoraea Radiation Chambers. Purpose: To provide sufficient
 -  a "Standing **Flames**". Prepares us to understand, and utilise, the anatomy & dynamics
 -  Body Centre Amoraea **Flame** Seed Atom, creating the Le-e TOR-A, Le-AdOR-
 -  the Amoraea Eternal **Flame**, Ecka/ Heliotalic Currents, the Le-eTOR-A, Le-AdOR-A
 -  LA-a Chambers, **Flames** & Sparks . utilised in K.athara 2-3 Healing
 -  (Ethos Palm **Flame** Krist Spark Activation; Pages T"l1-"32) utilising Krist Codes Hand
 -  e TOR-A **Flame**" (Sub-harmonic Activation of the Le-e TOR-A
 -  LA-a Palm **Flames** & the Le-e TOR-A 45-Charge Spark; Pages
 -  2, 6-Step **Flame** Body Activation Session (Page T40-42)
-



Page: 10



-  Atom Standing-Wave **Flame** .. B: Expansion of the Ecka Base Shield Standing-Wave
 -  360-Charge Amoraea **Flame** Veca Bi-polar Seed Flames have +ve or-ve
 -  Bi-polar Seed **Flames** have +ve or-ve electrical charge & emerge from
 -  Standing Wave **Flames** that exists as Fixed Points of Eternal Life, Electromagnetic Radiation
-


Page: 11

-  A Centre **Flame** generates the 45-charge Veca-Sha'LA-a Spark
 -  eTOR'A **Flame**. ..., B. Once the Veca Sha-LA'a Bi-
-





Page: 37

-  HovoSphere Ethradon Photo-**Flame** Cell When the Matraddon "Mother Cell" in the Iota
-  radeionic Radon Photo-**Flame** Cells. I Upon "Exhale" Expansion of the PCM















-  AdhurA Radon Photo-**Flame** Cell Etheric Duct Complex that Is set within the PCM
 -  PCM LotE Photo-**Flame**-Cell Bodies forming 5 Density Hove Body Blueprints & 5
-

-  , " LotoSun Photo-**Flame** Cell 13.5/13.5 Monad Monad Etheric <"-II//,..... .
-

-  D-14 Gold **Flame** D-14 PAIE YELLOWk~ Ra1)1on•Trlan +/+ ~~ 15.
-

-  A Ecka Centre **Flame** (3) The Matraddon is the Ecka 4-90 ve
 -  ve Monadic Spark **Flames** 0!3 Ecka Control Cell that expands & • .•
 -  Addondra Eckasha Seed **Flame** 360 EirA "Female" Eckasha-Aah THE PETRADON "Father
 -  ve Moriadic Spark **Flames** Parallel Ecka Parallei Ad onE Ecka Veca Monad In the
-

-  Cell "Twin **Flame**" Sets are called the Moda {male}-AdhurA (female)
-

-  EMBODIED ETHOS ETHERIC **FLAMES** Each Dimensional & Density Kathara Grid has a Set of
 -  5 Etheric.Ethos **Flame** Centres. within the 5-Density Locks in each Grid.
 -  are 20 Ethos **Flames** in one !: Dimensional Density Body (5
 -  Body (5 **Flames** x 4 Kathara Grids). The Lotus Points of the LotE
 -  Mahadra: Ethos **Flame** • Density-1 Lock= E-Umbi Ethos Flame •
 -  •Umbi Ethos **Flame** • Density-2 Lock= AmrA. & Seed Atom • Density-
 -  Lock= Rajhna Ethos **Flame** • Density-4 Lock= Adhr.ina Ethos Flame
 -  e Ethos-Etheric **Flames** are Standing Wave Units of el-eck-tri-c
 -  their Magnetic Eiros **Flame** counterparts VOID DN-1/DN-2. thro" the process!
 -  Ethos & Eiros **Flame** interaction thus disabling the natural function of perpetual Seed Atom
 -  • Dimensional EthericEthos **Flame** Centre!:. Under natural conditions the 24 Lotus points serve as
 -  • Eiros Etheric **Flame** Interaction into the D-1:3 Monadic 0
 -  As the Etheric **Flame**\$ are presently denied their natural sparking Junctions. In .iue
 -  Locks not shown! Etheric **Flame** Sparking ability and the resultant Eternal Life Potential. L
-

-  A Ecka Centre **Flame** (3) The Malradon Is the Ecka Control Cell that

- ve Monadic Spark **Flames** DI! Ecka Addondra Eckasha Seed Flame 360 45-Charge Veca
- Addondra Eckasha Seed **Flame** 360 45-Charge Veca Sha-LA'a BI~Vec~
- ve Monadic Spark **Flames** Parallel Ecka . · Parallei AdonE Ecka Veca Monad in

Page: 82

- eternal Life center **flames**. · The 1:1:1, 2:2:2, 5:

Page: 83

- Standing-Wave **Flame** B: Expansion of the Ecka Base Shield Standing-Wave Disc
- 360-Charge Amaraea **Flame** Centre Seed Atom to farm the Seeij Atoms for the
- Eckasha-shaped StandingWave **Flames** that exists as Fixed Points of Eternal Ute, Electromagnetic Radiation
- Bi-polar Seed **Flames** have +ve or -11e electrical · charge &

Page: 85

- EMBODIED ETHOS ETHERIC **FLAMES** an&- ~ 5" PJU;rn· ~ fabo!V J~-
- are 20 Ethos **Flames** In one ;j·Dimensional Density Body {5
- Body {5 **Flames** x 4 Kathara Grids). f)_ 11 11 J-, (;;\./_
- Mahadra· Ethos **Flame** • Density·1 Lock= E-Umbi Etho"s ·Flame
- Umbi Etho"s ·**Flame** • Oansly-2 Lack= Aw.rA & Seed Atom •
- Adhrana Ethos **Flame** . Jirtffinl pcm AxJS D-2 VOID DN-11 primal

Page: 86

- Tone. Interface Nadra **Flames**- Magnetic, CCW, 180 -ve, A-dOR-A "Female".
- A "Female". **Flames**. Zendradon Cell on each Density and Dimensional Level, replica of
- Tone Interface Zendra **Flames** -Electrical, CW, 180 +ve, e-TOR-A "
- A "Male" **Flames**. Kethradon Cell on each Density and Dimensional Level, replica of
- Tone Interface Kethra **Flames**- Polarised Ad-Don-draea 360. Ethradon Cell on each Density
- Cells control Ethra **Flames** De-polarised Ad-Don-draea 360. Letradon Cell surrounds ·

Page: 87



- Tri-polar Seed **flames** have+I·IO · eleCtrical chaf!ie & emerge
- r · IAmonea **Flame** """" Seed Atom ~alP ,f5 Eeka . .
- T.....;,, . **Flame**) - .-~.~ · ;,, , ":-~ -;=;!.. .. ---:-~,;:_ ~ ..

Page: 115


- The Zendradon Photo-**Flame** Cell of the Ecka Base Shield and Earth Indigo Tribal
- Golden-Gateway Etheric **Flame** Body Cells and Biological Etheric-Atomic Interface Systems. As

the


Page: 116

-  least 1 Blue **Flame** Holder (or a combination of other Flame Holders and/
 -  combination of other **Flame** Holders and/ or Keepers, Indigo Soul Groups) must be alive
-


Page: 122

-  Ethos Body Photo-**Flame** Cell . . Actions: 1. Inhale into RA Centre on
-

Page: 125

-  (Eckasha-shaped) **Flame** Body, Lotus Points, Yan Flow and into the "ManU
-




Page: 128

-  T A Palm **Flames** 1. Inhale a 48-Point Lotus Breath into the RA
-

Page: 129



-  Palm-Finger-tip **Flames** will disengage. PLEASE NOTE: To retain Zendradon Cell Activation, and
-

Page: 131



-  Shields Clinics/ Templar **Flame**-keeper impacts can be maximised; all Technique practice can be
 -  of Lotus Breathing/ **Flame** of Ra Currents with specific breathing -directional flow awareness
 -  "front line" **Flame**-keeper Service Agreements. Displaying the Art of Gentle Persistence and
-

File : [2004_APindex_scan.pdf](#)
Title : Index of AP publications through 2003
Subject : Index reference for early printed materials
Author : MCEO Freedom Teachings
Keywords :









Page: 3

-  of the Living **Flame**"- Optical-Thyroid Solar Activation PH-HB 6 41 "Withness"
 -  :11 Cosmic **Flame** Body Activation - He-thar-o FTR-HB 55 11-
-








Page: 5

-  Bi-Cioister Maji **Flame**-Keepers SAS-M c 79 2 Urtite-Bi-Cioister Races-
 -  Tri-Cioister Maji **Flame**-Keepers SAS-M c 77 3 Seedings PH-HB 6
-

Page: 6

-  Crystal & the **Flame** of Eiros DFF-HB 41 Activating the Density-1 Celestite
 -  Crystal & the **Flame** of Eiros DFF-HB 46 Activating the Density-1 Celestite
 -  Crystal & the **Flame** of Eiros DFF-HB 47 Activating the Density-1 Celestite
 -  Crystal & the **Flame** of Eiros SSC-HB 73 Activating the Density-2 Azurite
 -  & The Amoraea **Flame** DFF-HB 50 Activating the Density-2 Azurite Crystal &
 -  & The Amoraea **Flame** DFF-HB 51 Activating the Density-2 Azurite Crystal &
 -  & The Amoraea **Flame** DFF-HB 74 Activating the Density-2 Azurite Crystal &
 -  & The Amoraea **Flame** SSC-HB 74 Activating the Kee-Ra-ShA LAL 1,
-


Page: 8

-  Buffer Field Amoraea **Flame** Amoraea Flame Amoraea Flame Activation (Level 4) Amoraea Flame
-  Amoraea Flame Amoraea **Flame** Amoraea Flame Activation (Level 4) Amoraea Flame Activation Level-
-  Amoraea Flame Amoraea **Flame** Activation (Level 4) Amoraea Flame Activation Level-1 Amoraea
-  Level 4) Amoraea **Flame** Activation Level-1 Amoraea Flame Activation Level-2 Amoraea Flame
-  Level-1 Amoraea **Flame** Activation Level-2 Amoraea Flame Activation Level-3 Amoraea Flame
-  Level-2 Amoraea **Flame** Activation Level-3 Amoraea Flame Activation Level-4 Amoraea Flame
-  Level-3 Amoraea **Flame** Activation Level-4 Amoraea Flame Activation Level-4 Amoraea Invitational-
-  Level-4 Amoraea **Flame** Activation Level-4 Amoraea Invitational- Shadow Body Integration Amoraea Merkaba


Page: 10

 Golden Fleece Host **Flame** Body FTR-HB 64 Arc of the Covenant USG-11

Page: 12

 Astral Awakening, the **Flame** of Eiros & the Silver Sanctum DFF-HB Astral Body

Page: 13


 Soul Body Amoraea **Flame** Activation Azurite Press MCEO Azurite Races Azurite Security Team Azurite

Page: 15

 Sword Activations Blue **Flame** Blue Flame Blue Flame Blue Flame Keepers Grandeyanas Blue Flame

 Blue Flame Blue **Flame** Blue Flame Blue Flame Keepers Grandeyanas Blue Flame Soul/Over-

 Blue Flame Blue **Flame** Blue Flame Keepers Grandeyanas Blue Flame Soul/Over-Soul Group


 Blue Flame Blue **Flame** Keepers Grandeyanas Blue Flame Soul/Over-Soul Group Blue Flame

 Keepers Grandeyanas Blue **Flame** Soul/Over-Soul Group Blue Flame Speakers Blue Pentagram Blue

 Soul Group Blue **Flame** Speakers Blue Pentagram Blue Sword Index Blue Sword of Death

 & The Amoraea **Flame** of Divine Christiac Love Body and Spirit- DNA and the

Page: 26


 3 DNA Template **Flame** Codes LAL 3, part 1 16 DNA Template Implantation LAL

Page: 28


 39 Ecka Eternal **Flame** DFLo-HB 1 5 Ecka God World Maps CCR-HB


Page: 29

 HB 53 Eiros **Flame** PHX-HB 18 Eiros Flame PHX-HB 19 Electric Wars

 HB 18 Eiros **Flame** PHX-HB 19 Electric Wars VV-1/B Chapter 5

Page: 31

 9 Eternal Amoraea **Flame** PHX-HB ? Eternal Amoraea Flame PHX-HB ? Eternal

 ? Eternal Amoraea **Flame** PHX-HB ? Eternal Christos Avatar LAL 3, Part 1


 1 13 Eternal **Flame** Body of Amoraea & The "Throne of Power" DFF-

 HB 50 Eternal **Flame** Body of Amoraea & The "Throne of Power" DFF-


 HB 51 Eternal **Flame** of Amoraea & The "Throne of Power" DFF-HB

 HB 74 Eternal **Flame** of Amoraea & The "Throne of Power" SSC-HB

Page: 32


 Technique- 11 Triadic **Flame** Topography Survey Field Technique- 12 Subtle Emerald Order Contact Field


-  Frequency CS-HB **Flame** Body Technique- Commanding Silence from the Inner Throne of Power
-  Power PHX-HB **Flame** Body Technique 1 -The Eckasha Quick Seal Activation PHX-
-  Activation PHX-HB **Flame** Body Technique 13- De-Cording Shadow Dancers (Shadow Healing
-  Healing Step 3) **Flame** Body Technique 14- Shadow Body Integration (Shadow Healing Step
-  4) PHX-HB **Flame** Body Technique 15- Amoraea Contact Platform PHX-HB Flame Body
-  Platform PHX-HB **Flame** Body Technique 2- Astral Awake, Aware & Able PHX-HB
-  Able PHX-HB **Flame** Body Technique 3- The Eiros Flame and the Silver Sanctum
-  3- The Eiros **Flame** and the Silver Sanctum PHX-HB Flame Body Technique 5-
-  Sanctum PHX-HB **Flame** Body Technique 5- Born Free Live Free (Shadow Healing
-  Preparation) PHX-HB **Flame** Body Technique 6 -Shadow Shielding (Shadow Healing Step
-  1) PHX-HB **Flame** Body Technique 7- Awakenning the Flame of Amoraea PHX-HB
-  7- Awakenning the **Flame** of Amoraea PHX-HB Flame Body Technique 8-Step 1
-  Amoraea PHX-HB **Flame** Body Technique 8-Step 1 -DNA Amoraea Buffer (
-  Healing Step 2) **Flame** Body Technique 8-Step 2- DNA Amoraea Insta-Buffer PHX-
-  Buffer PHX-HB **Flame** Body Technique Schedule PHX-HB Flame Codes LAL Flame Codes
-  Schedule PHX-HB **Flame** Codes LAL Flame Codes LAL Flame Codes LAL Flame Codes
-  Flame Codes LAL **Flame** Codes LAL Flame Codes LAL Flame Codes LAL Flame Codes
-  Flame Codes LAL **Flame** Codes LAL Flame Codes LAL Flame Codes LAL Flame Codes
-  Flame Codes LAL **Flame** Codes LAL Flame Codes LAL Flame Codes LAL Flame Keepers
-  Flame Codes LAL **Flame** Codes LAL Flame Codes LAL Flame Keepers LAL Flame Keepers
-  Flame Codes LAL **Flame** Codes LAL Flame Keepers LAL Flame Keepers VV-2/B
-  Flame Codes LAL **Flame** Keepers LAL Flame Keepers VV-2/B Flame of Eiros
-  Flame Keepers LAL **Flame** Keepers VV-2/B Flame of Eiros & the Silver
-  VV-2/B **Flame** of Eiros & the Silver Sanctum DFF-HB Flame of
-  Sanctum DFF-HB **Flame** of Eiros & the Silver Sanctum DFF-HB Flame of
-  Sanctum DFF-HB **Flame** of Eiros & the Silver Sanctum SSC-HB Flame Tones
-  Sanctum SSC-HB **Flame** Tones LAL Flame-Holders PH-HB Flame-Keepers PH-HB
-  Flame Tones LAL **Flame**-Holders PH-HB Flame-Keepers PH-HB Flaming Blue Sword

 Holders PH-HB **Flame**-Keepers PH-HB Flaming Blue Sword from "Hell" DFF-


Page: 38


 6 40 Gold **Flame** LAL 1, Part 2 27 Gold Flame LAL 1, Part


 2 27 Gold **Flame** LAL 1, Part 2 28 Gold Flame Keepers Wachayanas LAL


 2 28 Gold **Flame** Keepers Wachayanas LAL 1, Part 1 E4-5 Golden Dawn


Page: 48

 of the Blue **Flame**-Guardians of the Eckatic Codes LAL 1, Part 1 E4-

 the Blue-Gold **Flame** LAL 1, Part 1 E4-8 Keepers of the Gold

 of the Gold **Flame**-Guardians of the Polaric Codes LAL 1, Part 1 E4-


 the Gold-Violet **Flame** LAL 1, Part 1 E4-8 Keepers of the Keys

 of the Violet **Flame**-Guardians of the Triadic Codes LAL 1, Part 1 E4-


Page: 61

 176 Orange-Gold **Flame** Soul/Over-Soul Group Oraphim Oraphim Oraphim Oraphim-Angelic Human

Page: 67


 4 18 Primary **Flame** Keepers VV-2/B Chapter 14 272 Primary Hybrid Types

Page: 73

 4 15 Secondary **Flame** Keepers VV-2/B Chapter 14 276 Secondary Keylons KS-

Page: 78

 of the Living **Flame** TS-HB Part 2 10 Spark of the Living Flame

 of the Living **Flame** PH-HB 6 39 Spark of the Living Flame PH-

 of the Living **Flame** PH-HB 6 38 Spark of the Living Flame- Connecting

 of the Living **Flame**- Connecting to the God-Self PH-HB 6 35 Spear

Page: 79

 Standing Wave Patter **Flame** of Fire Body CS-HB 6 22 Standing Wave Pattern

 Standing Wave Pattern **Flame** or Fire Body MR-HB 3A 32 Star Crystal Seal

Page: 82

 7: Awakening the **Flame** of Amoraea DFF-HB 75 Technique #10- Restoring the

 3: The Eiros **Flame** & the Silver Sanctum DFF-HB 48 Technique-4: Commanding


Page: 90


 Holy Grail Line **Flame**-Keepers SAS-M c 76 v Vale of Pewsey, England


 10 Veca & **Flame** Body Technique Schedule DFF-HB 106 Veca and Ecka Code

Page: 91

 5 99 Violet **Flame** LAL 1, Part 2 28 Violet Flame Keepers Ramyanas LAL

 2 28 Violet **Flame** Keepers Ramyanas LAL 1,Part1 E4-5 Violet Flame Keepers

 E4-5 Violet **Flame** Keepers Ramyanas LAL 1, Part 2 27 Violet Flame Soul/




 2 27 Violet **Flame** Soul/Over-Soul Group PH-HB 6 34 Visitor Abduction

Page: 92



 491 Wave-of-**Flame** VV-2/B Chapter 7 133 Waves of Ascension VV-

File : [2005-01_KethradonAwakeningDiary_scan.pdf](#)
Title : Kethradon Awakening - Workshop Diary
Subject : India trip journal
Author : MCEO Freedom Teachings
Keywords :

Page: 3

 who the Indigo **Flame** Runners are and who the Indigo STAR-riders are. Briefly,
 then remain activated. **Flame** runner DNA codes activate in response to activation of the
 remain activated in **Flame** Runners and Star-Riders. (We are really getting into

Page: 4






 the Ecka Seed **Flame**. The 999- Temple involves connections in Tibet, Andromeda and Arc
 RKCA"s are called **Flame** runners. The Rama key adaptors act like adaptor plugs, and

Page: 6




















 Star-riders and **Flame** Runners were commissioned to reactivate the spiraling vortices
connecting the

File : [2005-01_KethradonAwakening_scan.pdf](#)
Title : Kethradon Awakening - Handbook
Subject : Indigo India and the Kethradon Awakening Starburst 13 and the Gifts of Rama
Author : MCEO Freedom Teachings - Ashayana Deane
Keywords :

Page: 3

-  E-Cou-Sha **FLAME** RUNNER cords to Ecka and Veca Reu-Che Pillar Shield
 -  Eckasha Monad) Center **Flame** through the Ecka-Veca Monadic Beam, creating progressive frequency acceleration
 -  E-Cou-Sha **Flame** Runner Anchor on Starburst Cycle Initiation Date: After a Dimensional
 -  E-Cou-sha **Flame** Runner and Eckasha Pillar anchor in corresponding Veca Pillar Shield
 -  E-Cou-Sha **Flame** Runner marks the "Starburst Cycle InitiaUon Date Day-1"
-

Page: 4

-  1. Anchor Phase. **Flame** Runner, Flame-Line and Eckasha Reuche Pillar anchor in Veca
-  Phase. Flame Runner, **Flame**-Line and Eckasha Reuche Pillar anchor in Veca Pillar Shield
-  downward vertical Eckasha **Flame** Runner Cord into the Ka-L-em Control Crystal at
-  upward lthrough the **Flame** Runner Cord to the corresponding Ecka Seed Atom Cell in
-  Ecka Monad Center **Flame**. B. The Ecka Monad Center Flame releases a corresponding Spark-
-  Ecka Monad Center **Flame** releases a corresponding Spark-pulse into the Andradon Generator Cell-
-  Seed Atom Center **Flame**, which sends a reciprocal Spark-pulse to the Ad-Den-
-  Eckasha Monad) Center **Flame** in the Eckasha-A Base Shield, sparking the Eckasha E-
-  Ad-Don-Dra **Flame** frequency corresponding to the Veca Pillar number into the Eckasha-
-  Ad,Don-Dra **FLAME**-LINE through the Eckasha Flame Runner Cord, that down-steps
-  through the Eckasha **Flame** Runner Cord, that down-steps through the EckashaEcka-Veca E-
-  AdDen-dra Dimensional **Flame**-Line within the Eckasha Flame Runner Cord. C. The Ad-<
-  within the Eckasha **Flame** Runner Cord. C. The Ad-<londra Flame-Line in the
-  The Ad-<londra **Flame**-Line in the Flame Runner Cord anchors into the Veca
-  Line in the **Flame** Runner Cord anchors into the Veca Pillar Shield Ka-L-
-  harmonic of the **Flame**-Line anchors, the Ka-L-em Crystal releases another Spark-
-  upward through the **Flame** Runner to the Ad-Don-Ora God-Seed Flame, which
-  Ora God-Seed **Flame**, which releases a reciprocal Backpulse into the Eckasha Base Shield,
-  g the **Flame** Runner, progressively anchoring the larger full-harmonic Eckasha Reuche Pillar

- 📄 those with Global **Flame** Runner Contracts corresponding to Veca Pillar automatically activate and Star
 - 📄 networks, opening Planetary **Flame** Runner cord to receive Rama Code Krist Re-encryption. Oay-
-





Page: 5

- 📄 i~ Star Rider-**Flame** Runner DNA Templates allows Planetary Rame-Runner, and global Flame-
 - 📄 Runner, and global **Flame**-Runner Contract collectives, to adopt Rama Key "Correction Sequence•
 - 📄 of Planetary Eckasha **Flame** Runnei cord. and Veca PiJ/ar Shield corresponding to the
 - 📄 Pillar number, as **Flame** Runner cord and Flame-Una anchor Day-1 through Day-
 - 📄 Runner cord and **Flame**-Una anchor Day-1 through Day-4. The Rama Code
 - 📄 Veca Monad Harmonic **Flame** and .Dimensional Monad-Moda!Adhura, within remaining viable regions
 - 📄 Veca Monad Harmonic **Flame**, comisponding Reu-Sha-TA Cord strand and Dimensional Monad-Moda/
 - 📄 •Rama Key **Flame** Runner and Star Rider Contracts" corresponding to Pillar number automatically
 - 📄 opening Planetary Veca **Flame** Runner Flame-Line to receive lhe Rama Code Krist Re-
 - 📄 Veca Flame Runner **Flame**-Line to receive lhe Rama Code Krist Re-encryption via
 - 📄 those carrying corresponding **Flame** Runner Contracts. Once activated through Rama Grid site-tontact, the
 - 📄 Ad-Don-Ora **Flame**-Une Access Codes in the DNA Templates of those carrying
 - 📄 carrying Star Rider **Flame** Runner Contracts progressively dbWnload; from the Polarian Matrix Gate Shield,
 - 📄 of Star Rider-**Flame** Runners prior to the Day-5 onset of the Diffusion
 - 📄 the Star Rider-**Flame** Runner DNA Templates as the DNA Templates interface with the
 - 📄 Krist REHncrypting Planetary **Flame**-Runner Flame-Une, the vibrational encryption of the Rama Key
 - 📄 Planetary Flame-Runner **Flame**-Une, the vibrational encryption of the Rama Key Adapter Codes
 - 📄 Into the Planetary **Flame**-Runner, making the Rama Key Adapter Code "Homo•
 - 📄 all possessing global **Flame**-Runner Contracts · · DAY -5 through DAY ~
-













Page: 6

- 📄 Encryption of Planetary **Flame** Runner and Activation of Rama Passage Grid Network generate Po/
- 📄 encryption of Planetary **Flame** Ruhner cord, and Veca Pillar Shield Keylon fragment Polarian Buffer/
- 📄 Shields Clinics and **Flame** Runner Contract DNA Template automatic activations continue as



Planetary Aame

-  enters the Planetary **Flame** Runner Aame-Une, viable Krist Reencrypted Keylon fragments that retain
 -  and Anchor, and **Flame** Runner Rama Code Krist Re-encryption of Veca Pillar Shield
 -  ~ncrypting Planetary **Flame** Runner and Ram a Passage Grid Network on the Day-
 -  Planetary Kethradon Photr **flame**-Cell for rebirth of corresponding Dimensional aspects of the organic
-




Page: 7

-  Spark ascends through **Flame** Runner Flame-Line to Eckasha E-Cou-Sha Crystal. As
 -  through Flame Runner **Flame**-Line to Eckasha E-Cou-Sha Crystal. As the chaotically
 -  infrared thermo-plasmic **flame**" called a "Dimensional RED SPARK". As the Dimensional Red
 -  the Eckasha Pillar **Flame** Runner Flame-Une; the Dimensional Red Spark is progressively drawn
 -  Pillar Flame Runner **Flame**-Une; the Dimensional Red Spark is progressively drawn upward into
 -  upward into the **Flame** Runner Flame-line vacuum, where it picks up spin momentum
 -  the Flame Runner **Flame**-line vacuum, where it picks up spin momentum and ascent
 -  up through the **Flame**-Une, until it reaches E-Cousha Crystal in the Eckasha
 -  Spark to jump **Flame** Runner cord into Ecka Monad Center Flame and reverse direction,
 -  Ecka Monad Center **Flame** and reverse direction, spiraling downward as a Dimensional Red Pulse
 -  the Eckasha Pillar **Flame** Runner and spins into the Ecka Monad Center Aame, where
 -  the Ecka Center **Flame** to the Veca Monadic Core within the Veca Seed Atom
-



Page: 8



-  and activating the **Flame** of Ad·Don-dra in the Planetary Indigo Tribal
 -  Ad-Don-Ora **Flame** Anchoring in Planetary Shield and Kethradon Cell activation. DAY -
-











Page: 9



-  Ad-Don-Ora **Flame** and damaged Planetary Kethradon Cell in preparation for Day-13
 -  Don-Dra 360 **Flame**: Planetary Ad-Don-Ora 360 Flame and damaged Planetary Kethradon
 -  Don-Ora 360 **Flame** and damaged Planetary Kethradon Cell commence activation via Remote "
-






Page: 10

-  Dimensional Veca Monad **Flame** Encryption in Polarian Gate Shield, allowing viable Dimensional Etheric units
 -  Dimensional Veca Monad **Flame** Encryption in the corresponding Polarian Gate Shield, allowing viable Dimensional
-






-  Moda/Adhura Center **Flame** Reverses polarity and spin and enters Dimensional Moda/Adhura Compaction
-  Veca Monad Harmonic **Flames** reverse polarity, tilt and break away from the Veca
-  Veca Monad Center **Flame**. Dimensional "Seed Crystal Seal" in Dimensional Shield Center shatters and Dimensional
-  2005) 2. Dimensional **Flame** Runner Activates, Original Monad Harmonic Flame Reverses, Automatic Krist Rebirth
-  Original Monad Harmonic **Flame** Reverses, Automatic Krist Rebirth of Veca Monad Harmonic Flame and
-  Veca Monad Harmonic **Flame** and Dimensional-Monad Moda/Adhura: As original Dimensional Monad Moda/
-  Veca Monad Harmonic **Flame** corresponding to the Veca Pillar reverse polarity, tilt, break away
-  Veca Monad Center **Flame** and activate the Descending Time-Wave Base Pulse
-  Krist Re-encrypted **Flame** Runner activates in Veca Monad Center Flame, Initiating Automatic Rebirth
-  Veca Monad Center **Flame**, Initiating Automatic Rebirth of the corresponding Veca Monad Harmonic
-  Veca Monad Harmonic **Flame**, the Ecka-Veca Flame Runner Cord, Its corresponding Reu-Sha-
-  the Ecka-Veca **Flame** Runner Cord, Its corresponding Reu-Sha-TA Spiral Strand and
-  the Kethradon Photo-**Flame**-Cell Rebirths and activates upon the Kristian Rama Code Eternal-

-  Clinics, Star Rider-**Flame** Runner Contracts and the DNA Template Star Rider Planetary Shields
-  Rama Access • Key **Flame** Runner Contracts, called "Starburst Time-wave Riders" or "
-  the corresponding Planetary **Flame**-Runner cord anchors. "Star Rider" DNA Templates hold the
-  additional Ad-Don-Dra **Flame**-Line ACCESS KEYS that allow the Planetary Flame-Runner Fire-
-  allow the Planetary **Flame**-Runner Fire-Line to open to receive the Rama Keys
-  carried by global **Flame** Runners. The DNA Templates of those with "Star Rider
-  "Star Rider **Flame**-Runner Contracts" carry various sets of Flame Runner Rama Keys,
-  various sets of **Flame** Runner Rama Keys, corresponding to more than one Veca Pillar,
-  Keys. Unlike general **Flame** Runner Rama Keys, Star Rider Access Keys do NOT "
-  within corresponding Planetary **Flame** Runner cords, which allows the DNA Templates and biology of



-  of Star Rider-**Flame** Runners to initiate automatic reassembly of DNA Template Rama Key
-  of Star Rider-**Flame** Runners prior to the Day-5 onset of the Diffusion

 through Star Rider-**Flame** Runner DNA Templates enables the .organic Kristiac Encryption for
 eld, Radon Photo-**Flame** Cell Complex and Crystal Body allows Earth"s organic crystalline E~
 the Star Rider-**Flame** Runner DNA Templates, as the DNA Templates interface with the
 into the Planetary **Flame**-Runner, making the "mutation correction sequence" progressively
automatically available
 all possessing global **Flame**-Runner Contracts. The 19.



Page: 20

 those with global **Flame** Runner Contracts progressively step-down the Rama a Key Adapter
 corresponding Star Rider-**Flame**. Runner Teams during Days-1-4 of each of the
 1 Rama Passage **Flame**-Runner Contracts, once activated by the Indigo Star Rider-Flame
 Indigo Star Rider-**Flame** Runner Teams, anyone achieving "Ra Center" activation (via
 t~e Planetary **Flame**-Runner Cords, the Rama Key Adapter Code "6-Set










Page: 22

 13 Star-Rider **Flame** Runner Rama Keys have successfully activated, opening the Planetary D-
 Planetary D-13 **Flame** Runner for automatic Rama a Code Krist Re-encryption (


Page: 23

 "Star Rider" **Flame** Runner Rama Keys, through which, among other things, the severed
 "Star Rider **Flame** Runner" Planetary ECou-sha-TA Council Contracts, Earth would be

Page: 26






 Veca Monadic Center **Flame**", the "Flame of Or-ion", in the core of
 Flame", the "**Flame** of Or-ion", in the core of Mintaka. With control
 Veca Monad Center **Flame**, the Metatronic-Budhara Collective would be able to initiate rapid
 Le-Etora Ra **Flame**" system of your Ecka, and the "Le- Ad ora
 Ad ora Sha **Flame**" system of our Parallel Ecka; the Ra and Sha Azurites
 not utilize the **Flame** of Or-ion as the weapon in creating Monadic Reversal
 control of the **Flame** of Orion Veca Monad Center Flame. The RAshael Azurites succeeded
 Veca Monad Center **Flame**. The RAshael Azurites succeeded in this objective, much to the
 Mintaka Shield and **Flame** they had secured, and another Density-3 Star through which

Page: 31


 Universal KETHRADON Photo-**Flame** Cell and Ketheric (Atmic-Etheric) Template of your Veca

Page: 32






 "Star Rider **Flamer** Runner" Rama Key Codes, have now begun to gently rumble

 as Anchoring the **Flame** of Ad-Dendra Eckasha E-Cou-sha Capsule, which occurs
 natural Kethradon Photo-**Flame**-Cell and Ketheric (Atmic-Etheric) Template, of your Veca
 the (Ra **Flame** based) Ecka-Atmic and (Sha Flame based) Parallel Ecka-
 and (Sha **Flame** based) Parallel Ecka-Atmic "Etheric" frequency spectra. The Kethradon
 the Radon Phot-**flame**-Cells is a part, it will help you to better











Page: 33

 "Anchoring the **Flame** of AD-Don-dra" is the next step of preparation





Page: 34

 Khemalohatea Ecka Center **Flame** Cruxsansatea "Window" into the New Probability Time-line within
 Veca Monad Harmonic **Flame** corresponding to the Veca Pillar number will reverse, compact and
 Veca Monad Harmonic **Flame** and its Veca Flame Runner will reset in both this
 and its Veca **Flame** Runner will reset in both this Ecka-Veca and in
 and Monad Harmonic **Flame** in









Page: 39

 of Star Rider-**Flame** Runners to initiate automatic reassembly of DNA Template Rama Key
 of Star Rider-**Flame** Runners prior to the Day-5 onset of the Diffusion
 through Star Rider-**Flame** Runner DNA Templates enables the-organic Kristiac Encryption for Earth's
 Shield, Radon Photo-**Flame** Cell Complex and Crystal Body allows Earth's organic crystalline E
 the Star Rider-**Flame** Runner DNA Templates, as the DNA Templates interface with the
 Re-encrypting Planetary **Flame**-Runner Flame-Line, the vibrational encryption of the Ram a
 Planetary Flame-Runner **Flame**-Line, the vibrational encryption of the Ram a Key Adapter
 into the Planetary **Flame**-Runner, making the "mutation correction sequence" progressively automatically available
 all possessing global **Flame**-Runner Contracts. The DNA Templates of those with global Flame
 those with global **Flame** Runner Contracts progressively step-down the Rama Key Adapter Code






Page: 40

 corresponding Star Rider-**flame** Runner Teams during Oays-1-4 of each of the
 1 Rama Passage **Flame**-Runner Contracts, once activated by the Indigo Star Rider-Flame
 Indigo Star Rider-**Flame** Runner Teams, anyone achieving "Ra Center"" activation (via
 in the Planetary **Flame**-Runner Cords, the Ram a Key Adapter Code "6-



Page: 55

-
-  of Star Rider-**Flame** Runners to initiate automatic · reassembly of DNA Template Rama
 -  of Star Rider~**Flame** Runners prior to the . Day-5 onset of the
 -  .~far Rider-**Flame** Runner DNA Templates enables the organic Kristiac Encryption for Earth"s
 -  Shield, Radon Photo-**Flame** Cen Complex and Crystal Body allows Earth"s organic crystalline E
 -  Re-encrypting Planetary **Flame**-Runner Flame-Une, the • vibrational encryption of the Rama
 -  Planetary Flame-Runner **Flame**-Une, the • vibrational encryption of the Rama Key Adapter
 -  Into the Phinary **Flame**-Runner, making the "mutation correction sequence" progressively _automatically
 -  all possessing global **Flame**-Runner Contracts. S"5.
-




Page: 56

-  those with global **Flame** Runner Contracts progressively step-down the Rama Key Adapter Code
 -  corresponding star Rider~**flame** Runner Teams during Days-1-4 of each of the
 -  Ram a Passage **Flame**-Runner Contracts, once activated by the Indigo Star Rider-Flame
 -  Indigo Star Rider-**Flame** Runner Teams, anyone achieving • Ra Center" activation (via
 -  in the Planetary **Flame**-Runner Cords, the Rama Key Adapter Code "6-Set
-










Page: 59












-  Ad-Don-dra **Flame** line Keys" (relates to E-Umbi) · 2. MIDDLE
 -  Issue Ad-Dendra **Flame** Line Command, ALOUD 3 times: "A"d-Don-dra ...
-


















Page: 60



-  1 ANCHORIN~ THE **FLAME** OF AD-DON-ORA ECKASHA E-COUSHA CRYSTAL CAPSULE Rapid
 -  Access Lotus Touch **Flame** of Ra Activati.on 1. · Place the palms together
 -  ... ANCHORING THE **FLAME** OF AD-DON-ORA ECKASHA E-COUSHA CRYSTAL CAPSULE 1.
-





Page: 61

-  aquamarine Eckasha shaped **Flame** below your feet in Earth Core at Chakra 13. Simultaneously
-  dra Eckasha shaped **Flame** at Chakra-13 earth Core begins to rise upwards while
-  Ad-Don-dra **Flame** is now touching the area just beneath your fee~ and
-  Ad.:oon-dra **Flame** beneath your feet and the E-Cou-Bha Crystal above
-  Ad-Don-dra **Flame** and E-Cou-Sha Crystal come into direct alignment with
-  Shield; Through the **Flame** of Ra and Kettuadon Infusion of the Ad-Den-dra
-  Ad-Den-dra **Flame**, you and your D-13 original Kristiac Rama Code 1s1
-  Ad-Don-dra **Flame** will move downward to Earth Core ... and on each
-  Ad-Don-dra **Flame** will move back upward into alignment with the ECo-Sha



-  DON-DRA 360 **FLAME** "LOTUS PHASE-BUD INFUSION" Preparation: Rapid Access Lotus Touch
-  Access Lotus Touch **Flame** of Ra Activation {See Kelhradon Awakening Technique-1) Part
-  Don-Ora 360 **Flame** around your body and mentally repeat 3 times "I
-  Touch Hands and **Flame** of Ra activated, place Lotus Touch fingertips of both
-  AD-DON-ORA **FLAME** lotus Breath {"aD UP") from the Mahadra Chakra-13
-  AD-Don-Ora **Flame** Blue Spark into the EUmbi as the vertical ~ord
-  Ad-Don-Ora **Flame** REPLICA spontaneously appears within your AzurA as you hold the
-  Ad-Don-Ora **Flame** Rep6ca stationed within the AzurA. 5 When you observe the
-  Don·Dra **Flame** Rep fica at the AzurA. Sense a feeling of gentle
-  Don·Dra **Flame** Replica in the AzurA. Release hands gently to a resting
-  Don·Dra **Flame** ("All UP") Lotus Breathing for 1he remainder of this

-  Ad-Don-Dra **Flame** Replica in the AzurA., intend or observe with your inner
-  Ad-Don-Dra-**Flame** Replica in the AzurA, and have together formed 3 SPHERES
-  Don- . Ora **Flame** Replica. The Singular "Top" Spper.e of the TRJVECA
-  Silver Interior Arnoraea **Flame** unit, the Sphere on your LEFT SIDE is a Pale-~
-  Violet Le-AdorA **Flame** unit (from Parallel Ecka) and the Sphere on your
-  Gold Le-EtorA **Flame** unit (from this Ecka). Together the 3 Spheres of
-  Ad-Don-Dra **Flame** Replica at the AzurA form a Living Light Cell GENERATOR
-  Ad-Don-Dra **Flame** Replica in the AzurA Without consciously aHering ihe rhythm of
-  ·Don-Dra **Flame** as it rises upward on ihe Inhale, and that this
-  Silver-Violette-AdorA **Flame** unit Sphere on your LEFT and the Pale-Silver-Gold
-  Gold Le-EtorA **Flame** unit Sphere on your RIGHT each simultaneously rotating toward each
-  Don·Dra **Flame** Repfica in the AzurA 9 Continue gentle brea1hing. and observe/
-  Ad-Don-Ora **Flame** Replica, its brilliant radianca next mellows to a gentle Pale
-  Ad-Don-Dra **Flame** Replica at the AzurA, you can now distinctly see or
-  Don·Dra **Flame** RepDca Your Lotus Phase-Bud Cell is now ready to
-  · Don-Dra **Flame** Replica in fhe.AzurA. Draw in a long, slow1
-  Ad-Don-Ora. **Flame** are in the "INHALE-UP" -position and that



-  Don·Dra **Flame** ("All UP") Lotus Breathing, drawing a slow INHALE brea1h
-  Don·Dra **Flame** Lotus Breathing cycle. Each time your Lotus Phase-Bud Arc

-  · Ora **Flame** Replica "Containment Vessel" in the AzurA. As you breath
 -  Ad-Qon, Ora **Flame** Replica "Containment Vessel" in the AzurA continually fills with
 -  Access Lotus Touch **Flame** of Ra Activation preparatory technique, on~ 2 times per day
 -  Don·Dra **Flame** Replica "Containment Vessel" falls below its "full capacity"
-





Page: 65

-  Don-Dra 360 **Flame**: Planetary Ad-Don-Ora 360 Flame and damaged Planetary Kethradon
 -  Don-Ora 360 **Flame** and damaged Planetary Kethradon CeO commence activation via Remote "
-

Page: 66



-  ·Don-Dra **Flame** Replica "Containment Vessel" in the AzurA. As
 -  Ad-Don-Ora **Flame** Replica "Containment Vessel" in the AzurA continually fills
-

Page: 67

-  Ad-Don-dra **Flame** up around your body whilst the E-Coo-Sha Crystal
 -  that the Ad-Don-dra **Flame** around you, replicates, sending a replica of itself down info.
 -  Ad-Don-dra **Flame** remains around your body). HOLD this Exhale until the Ad-
 -  Ad-Don-dra **Flame** around you descends to the Mahadra, as usual Ad-Don-
-

File : [2005-03_IntroKathara4_scan.pdf](#)
Title : Elements of Kathara 4 - Handbook
Subject : Installment 1 - the Eiradon Awakening, the Voyager Trinity Time Wave, Ra-Sha-LA Restoration, the Ah-Seu-Ra-Shan State and the Hon"a-til-E-a Run
Author : MCEO Freedom Teachings - Ashayana Deane
Keywords :


Page: 3

 E-Umbi Ethos **Flame**, as the Dimension-2 GrUAL-Control Nadradon Cell emerges from
 he E-Umbi **Flame** ... expanding to the Centre Seed Seals in Chakras 2




Page: 4

 with an Emerald **Flame** containing Pale Go/den-Silver Light within I hem. As



Page: 6

 I Command: "**Flame** of Ka Awaken" during the Exhale. 13 Breathe gently from





Page: 7

 within the Ethos **Flame** at the E-Umbi (imagine this as 2 vertically
 an Eckasha-shaped **Flame**). 6 Exhale at the E-Umbi, and observe as Chakras
 E-Umbi Ethos **Flame**; observe that the 2 crystals are fused together in a




Page: 8

 Ethos E-Umbi **Flame** and Density PCM AzurA Flame Sparks the 2nd 45-Charge
 Density PCM AzurA **Flame** Sparks the 2nd 45-Charge Sub-harmonic Spark at the


Page: 9

 E-Umbi Ethos **Flames**, releasing the 1st- 45-Subharmonic Spark at the E-Umbi
 Ethos-E-Umbi **Flame** with the 0-3 PCM AzurA Flame (Ethos K-
 3 PCM AzurA **Flame** (Ethos K-1 Signet ai PCM Rajhna) releasing the
 3 PCM AzurA **Flames** Spark, forming the 2nd Spark at the AzurA, the 0-

Page: 10

 and AdOR-A **Flame** Current Atomic Etheric Activation. This sets in motion the automatic
 180- AdOR-A **Flame**. At the end of the 61h Exhale -Inhale Cycle,
 doR-A 180 **Flame** Current. · Complete Log a Frequency Breathing Iviovementls 10 thru"

Page: 12

 AdOR-A Standing **Flame** emerges at the Nadra Key and exoands to fill the


Page: 13

 AdOR-A Standing **Flame** down into the fvlahadra at Earih Core (where it

 MAHADRA AdOR-A **Flame** To Enter the Perpetual Cycle of Atmos Regeneration through Ti!-


Page: 14

 Tone Interface Nadra **Flames**- Magnetic, CCW, 180 -ve, A~dOR-A "Female"

 A "Female" **Flames**. Zendradon Cell on each Density and Dimensional Level, replica of


 Tone Interface Zendra **Flames**- Electrical, CW, 180 +ve, e-TOR-A "Male"


 A "Male" **Flames**. Kethradon Cell on each Density and Dimensional Level, replica of

 Tone Interface Kethra **Flames**- Polarised Ad-Don-draea 360. Ethradon Cell on each Density


 Cells control Ethra **Flames** De-polarised Ad-Don-draea 360. Letradon Cell surrounds Density

Page: 15

 PCM E-Umbi **Flames** align and spark- 1 Jrd 1/Jrd Inhale-Pause ...

 + PCM AzurA **Flames** align ar1d spark- 2 • Pause & Hold at Top


 PCM- E-Umbi **Flames**- 2-Sparks release into Seed Atom, & Seed Atom accelerates


 A-dOR-A **Flames** at the centre of the Nadradon Cells, initiating release of

 A-Dor-A **Flame** Activation ~~

Page: 16

 dOR-A Magnetic **Flame** Atomic-Etheric Nadra Curren ts to run in the Pillar

 A-dOR-A **Flame** Run) Nadra 12-Cyc\e Magnetic breaths "Turn the


 A-dOR-A **Flame** and build Ethos Charge in the Seed Atom: The Electrical

 A-dOR-A **Flame** through which +ve Ethos Currents and +ve Anti-

 E-TOR-A **Flame** Run/360 AC Run- Intra UK 10/04) Nadra Complex

 TOR-A Electrical **Flame** and can run Bi-polar 180-Charge Currents, one or

 E-TOR-A **Flame** and build -ve Eiros Charge in the Seed Atom.

 E-TOR-.A, **Flame** th rough which - ve Eiros and Particle Currents are

 Ad-Don-draea **Flame** Currents. [2- Tii-E-"a Cycles:: 1 Tii·










Page: 20






 Ethos Body Photo-**Flame** Cell. Actions: 1. Inhale into RA Centre on a 48-




Page: 22




 Eckasha-s haped) **Flame** Body, Lotus Points, Yan Flow and into the "ManU

-  Palm-Finger-tip **Flames** will disengage. PLEASE NOTE: To retain Zendradon Cell Activation, and
-

-  of Star Rider-**Flame** Runners to initiate automatic reassembly of DNA Template Rama Key
 -  of Star Rider-**Flame** Runners prior to the Day-5 onset of the Diffusion
 -  through Star Rider-**Flame** Runner DNA Templates enables the organic Kristiac Encryption for Earth's
 -  Shield, Radon Photo-**Flame** Cell Complex and Crystal Body allows Earth's organic crystalline E-
 -  the Star Rider-**Flame** Runner DNA Templates, as the DNA Templates interface with the
 -  Re-encrypting Planetary **Flame**-Runner Flame-Une, the vibrational encryption of the Rama Key
 -  Planetary Flame-Runner **Flame**-Une, the vibrational encryption of the Rama Key Adapter Codes
 -  into the Planetary **Flame**-Runner, making the ""mutation correction sequence" progressively automatically available
 -  all possessing global **Flame**-Runner Contracts. 3o
-









-  those with global **Flame** Runner Contracts progressively step-down the Rama Key Adapter Code
 -  corresponding Star Rider-**Flame** Runner Teams during Days-1-4 of each of the
 -  1 Rama Passage **Flame**-Runner Contracts, once activated by the Indigo Star Rider-Flame
 -  Indigo Star Rider-**Flame** Runner Teams, anyone achieving "Ra Center" activation (via
 -  in the Planetary **Flame**-Runner Cords, the Rama Key Adapter Code "6-Set
-

-  Ad-Don-dra **Flame** Line Keys" (relates to E-Umbi) 2. MIDDLE Pair
 -  Recharge monadic orbs/ **flames** at fingertips by drawing 48-point breath from Earth Core
 -  Issue Ad-Dondra **Flame** Line Command, ALOUD 3 times: , "Ad-Don-dra
-












-  1 ANCHORING THE **FLAME** OF AD·DON·DRA ECKASHA E·COUSHA
 -  Access Lotus Touch **Flame** of Ra Activation 1. Place the palms together in "
 -  ... ANCHORING THE **FLAME** OF AD-DON-DRA ECKASHA E-COUSHA CRYSTAL CAPSULE 1.
-

-  aquamarine Eckasha shaped **Flame** below your feet in Earth Core at Chakra 13.












Simultaneously








-  dra Eckasha shaped **Flame** at Chakra-13 earth Core begins to rise upwards while
-  Ad-Don-dra **Flame** is now touching the area just beneath your feet, and
-  Ad-Don-dra **Flame** beneath your feet and the E-Cou-Sha Crystal above
-  Ad-Don-dra **Flame** and E-Cou-Sha Crystal come into direct alignment with
-  Shield. Through the **Flame** of Ra and Kethradon Infusion of the Ad-Don-dra
-  Ad-Don-dra **Flame**, you and your 0-13 original Kristiac Rama Code 1
-  Ad-Don-dra **Flame** will move downward to Earth Core ... and on each
-  Ad-Don-dra **Flame** will move back upward into alignment with the E-Cou-Sha

Page: 39







-  DON-DRA 360 **FLAME** "LOTUS PHASE-BUD INFUSION" Preparation: Rapid Access Lotus Touch
-  Access Lotus Touch **Flame** of Ra Activation (See Kethradon Awakening Technique-1) Part
-  Don-Ora 360 **Flame** around your body and mentally repeat 3 times "I
-  Touch Hands and **Flame** of Ra activated, place Lotus Touch fingertips of both hands
-  ·DON-DRA **FLAME** Lotus Breath ("all UP") from the Mahadra Chakra-13
-  Don·Dra **Flame** Blue Spark into the EUmbi as the vertical cord passes
-  Ad-Don-Ora **Flame** REPLICA spontaneously appears within your AzurA as you hold the
-  ·Don-Dra **Flame** Replica stationed within the kz.urA. · 5 When you
-  Ad-Don-Ora **Flame** Replica at the AzurA. Sense a feeling of gentle warmth
-  Ad-Don-Ora **Flame** Replica in the kz.urA. Release hands gently to a
-  ·Don-Dra **Flame** ("All UP") Lotus Breathing for the remainder of this

Page: 40



-  Ad-Don-Ora **Flame** Replica in the AzurA., intend or observe with your inner
-  ·Don-Dra **Flame** Replica in the AzurA, and have together formed 3 SPHERES
-  Don· Ora **Flame** Replica. The Singular "Top" Sphere of the TRIVECA Lotus
-  Silver Interior Amoraea **Flame** unit, the Sphere on your LEFT SIDE is a Pale-
-  Le·AdorA **Flame** unit (from Parallel Ecka) and the Sphere on your
-  Gold Le-EtorA **Flame** unit (from this Ecka). Together the 3 Spheres of
-  Ad-Don-Ora **Flame** Replica at the AzurA form a Living Light Cell GENERATOR
-  ·Don-Dra **Flame** ("All UP") Lotus Breathing, keeping your mental attention upon
-  Don·Dra **Flame** Replica in the AzurA. Without consciously altering the rhythm of
-  Ad-Don-Ora **Flame** as it rises upward on the Inhale, and that this
-  Violet Le-AdorA **Flame** unit Sphere on your LEFT and the Pale-Silver-Gold

-  Gold Le-EtorA **Flame** unit Sphere on your RIGHT each simultaneously rotating toward each
 -  Ad-Don-Dra **Flame** Replica in the A:zurA. 9 Continue gentle breathing and
 -  Don·Dra **Flame** Replica, its brilliant radiance next mellows to a gentle Pale
 -  Ad-Don-Dra **Flame** Replica at the AzurA, you can now distinctly see or
 -  Don·Dra **Flame** Replica. Your Lotus Phase-Bud Cell is now ready to
 -  · Don-Ora **Flame** Replica in the A:zurA. Draw in a long, slow,
 -  ·Don-Dra **Flame** are in the "INHALE-UP" position and mat your
-





Page: 41

-  Ad-Don-Ora **Flame** ("All UP") Lotus Breathing, drawing a slow INHALE breath
 -  Ad-Don-Ora **Flame** Lotus Breathing cycle. Each time your Lotus Phase-Bud Arc
 -  Don· Ora **Flame** Replica "Containment Vessel" in the AzurA. As you breath
 -  Ad-Don-Ora **Flame** Replica "Containment Vessel" in the AzurA continually fills with
 -  Access Lotus Touch **Flame** of Ra Activation preparatory technique, only 2 times per day
 -  ·Don-Dra **Flame** Replica "Containment Vessel" falls below its "full capacity
-





Page: 42

-  Ad-Don-Ora **Flame** Replica "Containment Vessel" in the AzurA As you breathe
 -  ·Don-Dra **Flame** Replica "Containment Vessel" in the AzurA continually fills with
-


Page: 43

-  Ad-Don-dra **Flame** up around your body whilst the E-Cou-Sha Crystal
 -  Ad-Don-dra **Flame** around you, replicates, sending a replica of itself down into
 -  Ad-Don-dra **Flame** remains around your body). HOLD this Exhale until the Ad-
 -  Ad-Don-dra **Flame** around you descends to the Mahadra, as usual Ad-Don-
-



Page: 46





-  dra 360 Centre **Flame** in the Eckasha-Aah Body STEPS: 1 Call to mind
 -  Don-dra 360 **Flame**, simultaneously, upward to the AzurA Pause the Inhale breath and
 -  Power/ AdDon-dra **Flame** at the AzurA and hold the breath for a moment.
 -  the first Amoraea **Flame**).
-

Page: 50


-  Eckasha-Monad Centre **Flame** in the Eckasha-A Base Shield. Use of the "
-

Page: 57


-  Ad-Don-dra **Flame** upward into the Core-Cave while phasing your Ra-Na-
-  in the Ra **Flame** at the Ra Centre - and - Hold the breath,

-  within the Ra **Flame** (at the Ra Centre) ... just as if you
 -  within the Ra **Flame**. 4 Exhale slowly and outward from the Ra centre, horizontally
 -  Centre and Ra **Flame** ... connecting itself into the "waterfall" of the Mother
 -  Ad-Don-dra **Flame** and Ra-N a-TA Density Arc Set upward. Hold
-




Page: 58

-  into the Ra **Flame**. 11 Inhale gently at the Ra centre ... Pause the
-



Page: 66

-  of the Monadic **Flame** corresponding to the Planetary Reuche Pillar Starburst Cycle. The clients"
-









Page: 67

-  Cells and Monadic **Flames**, which in turn controls the speed of Radon/ Eiradon/ Monadic
 -  Radon/ Eiradon/ Monadic **Flame** Phasing, which controls Monadic Pulse Rate, which controls the speed
 -  Don-dra- 360 **Flame** up with your Ethos Pillar, and Ra-N a-T
-




Page: 68

-  Veca Monad Centre **Flame**. Hold this Inhale briefly, close your eyes and "feel
 -  "feel the **Flame** of Khem-a-lof" around your physical body. Welcome to
-


Page: 69

-  Ecka Monad Centre **Flame** that exist within the Violet Khem-a-lo-ha-tea
 -  lo-ha-tea **Flame** that is now "all around you" ... Remain in
 -  Lee TOR-A **Flame**, and the bottom of the Ad-Don-draea Amoraea Flame
 -  Don-draea Amoraea **Flame** that links the Le-e TOR-A Flame to its
 -  e TOR-A **Flame** to its parallel Ecka Le-AdOR-A Flame ... Exhale.
 -  Le-AdOR-A **Flame** ... Exhale. and stop at Point "8". 5 Inhale
 -  Eckasha-Aah Centre **Flame** ... Technique 7, The Ad-Don-draea Voyage- Journey
 -  Ad-Don-draea **Flame**. Hold this breath -lungs full- when you arrive at
-


Page: 70

-  Eckasha-Monad Centre **Flame** in the Eckasha-A Base Shield. 3 Inhale, and now
 -  Ad-Don-dra **Flame**, progressing downward to Code #3, Point "C" at
 -  Don-draea-360 **Flame**. Remain here in consciousness, with your Ra-Sh a-LA-
-


Page: 73

-  Don-draea Amoraea **Flame**--- "C"- Eckasha·A : "Atmic Template · Rama

 Ad-Don-draea **Flame** to Eckasha-A Base Shield "A"- Arc. of the

 Violet Khemalohatea · **Flame** inside "D"- Mahadra-Adhrana Arc of the Covenant Pass

 e TOR-A **Flames** "A"- Centre-point Doorway to Eckasha:- He/iotalic Base








 Monaor __ Centre **Flame** in p .• j3 Ec~p Monad -----,--- "E"-

File : [2005-03_KeysMasteringAscension_scan.pdf](#)
Title : Keys for Mastering Ascension
Subject : Kathara Team Module studying the Veca codes
Author : MCEO Freedom Teachings
Keywords :




Page: 3

 technologies In the **Flame** Body techniques (Product Code AF/CDT) and the "



Page: 6

 forming the Eiros **Flame** Body of Density-1 integration. Veca Codes 4-5-8
 Dora·Amoraea **Flame** Body of Density-2integrabon Veca Codes 7- 8-9 activate
 Teura·Amoraea **Flame** Body of Density-3 Integration. Veca Codes 10-11-12
 the Mahar·Amoraea **Flame** Body of Oensity-4 integration. Parallel Universe Veca Codes 1-
 Raja·Amoraea **Flame** Body and Veca Cruxansatea ManU Window for passage to Inner
 ·1 Ecka **Flame** Body (Ecka Level-1) forms with activation of Veca
 of Eukatharista Eternal **Flame** Body. THE CODES The High Veca Codes of ().12








Page: 10

 the toning. In **Flame** Body activation, we work with the Ecllasha as a part
 reclaim~ng the **Flame** Body 1s to work with a higher frequency Maharic Seal.
 Seal. The Amoraea **flame** bodies take on the shape of the Eckasha Reuche. The


Page: 12


 Eckasha-Aah-Amoraea **Flame** Body "support capsule" through WhiCh the final Cosmic 11.11
 17 of the **Flame** Body Activation series tngger expedited natural initiation and activation of

Page: 13


 reveals the Eternal **Flame** Secrets of the Eukatharaistic Eternal Flame Body. Reionayana Ecka 12
 the Eukatharaistic Eternal **Flame** Body. Reionayana Ecka 12 Code. Activates all 12 Ecka Codes
 5 Veca Amoraea **Flame** Body activation - Eckasha Amoraea Flame Body activatiOn, and activated
 - Eckasha Amoraea **Flame** Body activatiOn, and activated Density 5 RJshiac shield. It prepares
 12 12:12 **Flame** Body activation the Earth entered upon December 21, 2002. It
 and Veca Arnoraea **Flame** bodies in preparation for anchoring and initialing the cosmic 11:
 the Eukatharista-Amoraea **Flame** Body, allowing release of the Eukatharista-Amoraea "Cosmic

Krist


 "Cosmic Krist **Flame**. • The Krist-1 Code holds within it the mathematical

 Pll1ar Eckasha-AahAmoraea **Flame** could anchor/within the lower shields, the Universal Radial Body

Page: 14

 Bodies Into their **Flame** body, whiCh then opens the central shield Azur-A point

 bodies tum Into **flame** bodies • and flame bodies you can pass through because

 bodies • and **flame** bodies you can pass through because they no longer polarize

Page: 16


 you do the **Flame** Activation Techniques that go with Tech 8, that will work


Page: 20

 activation of the **Flame** Body, in preparation for biological ascension. Each time we work

Page: 25


 to initiate Eukatharista **Flame** Body Activation. Veca and Ecka Codes open the Shield Templates


 Source Currents for **Flame** Body Activabon. Veca Codes open the Radial Body Locks between

 of the Eukatharista **Flame** Body. Flame Body Activation occurs through De-polarization of Density

 Eukatharista Flame Body. **Flame** Body Activation occurs through De-polarization of Density Radial Body


 set of the **Flame** Codes, which are also Eukatharista Shteld Codes. Five sets of

 the Standing Wave **Flame** Body Spheres of the Eukatharlsta Body and God-Source. The

 Body Currents & **Flame** Body Activation remains dormant until Eukatharista Shield Codes are brought

 into activation via **Flame** Body technologies. Flame Body Activation initiates the flow of Ecka

 Flame Body technologies. **Flame** Body Activation initiates the flow of Ecka Heliotalic & Eukatharista

 Etherlc & Transcendent **Flame** Body Currents. The "Linking Sequence• Techniques Series of Kathara-

Page: 26

 Initiate Ecka.Veca **Flame** Body S.:lrna~ act <a :JOn. Sus:a



 OI!ca~ o{ **Flame** Body Activation Technique-S, when used with Veca Code tecnoiOg

 the full Arnoraea **Flame** body for a period of 4·6 years transforms

 a:hans1a Etemal **Flame** Bodies. REFERENCES 1 Voyagers II 2. Templar Stewardship Initiallve 3.






File : [2005-05_EthradonAwakeningDiary_scan.pdf](#)
Title : Ethradon Awakening - Diary
Subject : Morocco Workshop Diary
Author : MCEO Freedom Teachings
Keywords :

Page: 9

 the original Creation **Flames** of Cells it represents! We were also shown how the
 the "Allah" **Flame**. Throughout Earth history, the use of the sound tones has

File : [2005-05_EthradonAwakeningTranscript_scan.pdf](#)
Title : Ethradon Awakening (partial Morocco workshop transcript)
Subject : Partial transcript for Morocco Workshop, includes PSONNs
Author : MCEO Freedom Teachings
Keywords :

Page: 23

-  ever-radiant soul-**flame** of the state ofUm-Shaddh-Eie Is not far from
 -  ever-radiant soul-**flame** of the state ofUm-Shaddh-Eie Is there anybody can
 -  ever-radiant soul-**flame** of the state ofUm-Shaddh-Eie And of course, for
 -  ever-radiant soul-**flame** of the state ofUm-Shaddh-Eie And if you"re a
 -  ever-radiant soul-**flame** . Baritones would be lovely in there actually ()
-

Page: 24




-  ever-radiant soul-**flame** of the state ofUm-Shaddh-Eie is not far from
-

Page: 34


-  ever-radiant soul-**flame** of the state ofUm-Shaddh-Eie Is not far from
-

File : [2005-10_EngagingGodLanguages_scan.pdf](#)
Title : Engaging the God Languages - Handbook
Subject : Discover the languages of creation and how to use them to embody your God-Self
Author : MCEO Freedom Teachings - Kathara Team
Keywords :

Page: 4

-  The singular Blue **Flame** sound-tone of the Eckah Grandeyanas identity is translated into
 -  Ra" Eckatic Blue **Flame** sound-tone as it is spoken in our Time Matrix
 -  the Ra Blue **Flame** Tone as it manifests through the scalar-wave configurations unique
-

Page: 6

-  The Emerald-Blue **Flame** Light Field is the polarized translation of the Eckatic Sound
-

Page: 7

-  all sorts of **flame** cells and things like the KA, the RA, the THA,
-


Page: 9

-  of the original **flame** letter design The MCEO Freedom Teachings® Series Presented by
-



Page: 10

-  to activate our **Flame** Bodies and begins to affect the Tribal Shield, because our
-

Page: 11

-  activate Tribal Shields **Flame** Codes in your DNA Template to run the "Rainbow
-


Page: 12

-  is the eternal **Flame** of cognition, that stillness that is beyond thoughts, words, all
 -  we work with **Flame** Body Activations, we are not only activating the Shields and
-

Page: 22

-  of reclaiming the **Flame** Body is to work with a higher frequency Maharic Seal.
-


Page: 23


-  of Consciousness, the **Flames** of Consciousness, and the Sounds of Consciousness-and through living
-

Page: 27



of the Living **Flame**" which is the intrinsic, minute, Fire Letter scalar wave pattern

 of the Living **Flame**," which connects the human to the seed of consciousness, beyond


 of the Living **Flame**" is known as the Shield of Orion - the Gaian

Page: 28

 of the Living **Flame**," the dormant point of radiation in the Thyroid Gland. This

Page: 31


 D-15 Violet **Flame**, which was the "ShA." D-14 Gold Flame is

 D-14 Gold **Flame** is the "Ra," and D-13 Blue Flame is


 D-13 Blue **Flame** is the "Kee," and that is called the "

Page: 32


 Rays are the **Flames**, the Flame Beings. We are also Flame Beings. We are


 the Flames, the **Flame** Beings. We are also Flame Beings. We are re-awakening

 We are also **Flame** Beings. We are re-awakening our flames and we will

 re-awakening our **flames** and we will remember that and go back to our


 one of the **Flames**, we can begin to find real peace inside-we start


 The Ray, the **Flame** would simply, move it through us. Whatever our template could

 Entity of the **Flame**. You would use the TONE of the Flame to call

 TONE of the **Flame** to call home that part of yourself. There is an

Page: 33


 of the Orange **Flame**. You could hold in mind the image of an Orange


 of an Orange **Flame**. Then bring into it the Maharic frequency (with the


 and imagine whatever **Flame**, Ray Color, and Nodus you would like to learn from


 it into the **Flame** image. Then inhale the Flame image into the heart chakra

 Then inhale the **Flame** image into the heart chakra or wherever it feels most

 (Living Conscious **Flames** of God). You have this as your core form. You


 e-TOr-A **Flame**. You can call the part of you that's connected to

 Le-AdOR-a **Flame**. You can call the part of you all the way





 that's the Addondra **Flame**. You can call on your flame cells that are holding

 call on your **flame** cells that are holding a part of your consciousness. There

Page: 34

 in the Blue **Flame** group, one in the Violet Flame group and one in


 in the Violet **Flame** group and one in the Gold Flame group. The ManU

 in the Gold **Flame** group. The ManU is the Elohei-Elohim Family, associated with
 with the Blue **Flame** and sensitive to Pale Silver and Pale Turquoise. The specific
 with the Gold **Flame**. It is sensitive to a combination of Dark Silver and
 with the Violet **Flame** and sensitive to Dark Sapphire & Pale Pink as frequency

Page: 35

 to amplify Amoraea **Flame** activation once that's activated. You can also use the E-

Page: 37



 can activate our **Flame** Bodies. And, once we have that healing done, these are

Page: 39

 Eckasha-Monad Center **Flame** in the EckashaA Base Shield. Use of the Rain of

File : [2005-10_WhispersRashaReishATranscript_scan.pdf](#)
Title : Whispers of the Rasha ReishA (workshop transcript)
Subject : Partial transcript for the Whispers Ws (where upstep to HaaTUrs occurred)
Author : MCEO Freedom Teachings
Keywords :

Page: 6

 what's called your **flame** body, which is like the skin of your reion field
 field. That's your **flame** body. It's naturally supposed to be there. It's supposed to


Page: 27

 turns into the **flame** body when the merkaba activates and the hova bodies blend.

Page: 28


 that look like **flame** bodies. There are fields of reality that live in our

Page: 31


 we activate our **flame** body, what we're doing is actually having those locks open,

File : [2005-10_WhispersRashaReishA_scan.pdf](#)
Title : Whispers of the Rasha ReishA - Supplement
Subject : Revelations of the Unspoken Ones, The Ha"ahTUR"s and the HUB:
Introduction to the Monadic Masters in Hidden Worlds of the Yunasai and
the Path of Kanatareiah
Author : MCEO Freedom Teachings
Keywords :

Page: 2



 (Entering the **Flame** of RA-sh-LE) Take a few moments to adjust

Page: 14







 Ever-radiant Soul-**Flame** of the State of Um-Shaddh-Eie ... D AM7

File : [2005_LotusBreathingExplanation_scan.pdf](#)
Title : Lotus Breathing Explanation
Subject : Clip from eGroup where NU NU writes to explain Lotus Breathing
Author : MCEO Freedom Teachings
Keywords :

Page: 1



-  Ad-Don-Dra **Flame** Lotus Breath". I'll take it step-by-step in building
 -  techniques, within the **Flame** ofRa technique (where you induce the Le-AdORA code
-

Page: 2

-  Ad-Don-Dra **Flame** breathing Workshop: India January 2005 workshop. Technique first introduced: "
 -  - Anchoring the **Flame** of Ad-Don-Dra Eckasha E-Cou-Sha Crystal Capsule"
 -  Don-Dra 360 **Flame**: "Lotus Phase-Bud Infusion". How to envision breathe: (
 -  Ad-Don-Dra **Flame** will move downward to Earth Core and the tiny Pale
 -  Ad-Don-Dra **Flame** will move back upward into alignment with the E-Cou-
 -  Ad-Don-Dra **Flame** Lotus Breath"
-






File : [2006-02_TreasuresOfTheTowerDiary_scan.pdf](#)
Title : Treasures of the Tower - Diary
Subject : Workshop diary
Author : MCEO Freedom Teachings
Keywords :

Page: 5






 to the Ethos **Flame** centres, the Etheric currents, the Chariot of Fire, the transfiguration
 , LogoSun, Photo **Flame** and LotoSun). We learnt more about the Amenti Interface Shield

File : [2006-04Ta-kEy-onCycleInitiation_scan.pdf](#)
Title : Ta-kEy-on Cycle Initiation - Technique
Subject : Tauren Light Seed Activation Part 2, Opening the Diamond Door
Author : MCEO Freedom Teachings - Ashayana Deane
Keywords :

Page: 7


 called the "**Flame** of Adama", "Adamic Flame of Life", "Eternal Flame",
 Adama", "Adamic **Flame** of Life", "Eternal Flame", "Adama-Sun of Jha-
 Life", "Eternal **Flame**", "Adama-Sun of Jha-Da" or "Adam Son
 ofthe Adama Eternal-**Flame**". Use of this tonal-signature in both menta/sound (
 the Adama Eternal-**Flame**", 7

Page: 8

 mantel = "**Flame** of Adama", "Adamic Flame of Life", "Eternal Flame",
 Adama", "Adamic **Flame** of Life", "Eternal Flame", "Adama-Sun of Jha-
 Life", "Eternal **Flame**", "Adama-Sun of Jha-Da" or "Adam Son
 the Adama Eternal-**Flame**. Focus your mental attention on your Viewing Screen and locate
 Song oftheAdama Eternal-**Flame**") Commandment Mentally Command entire sequence 3
times: E-Na"-Ka"

File : [2006-04_AnatomyOfTime_scan.pdf](#)
Title : Anatomy of Time
Subject : Anatomy of Time Kathara Team Module
Author : MCEO Freedom Teachings
Keywords :









Page: 2

 Choice Page 8 **Flame** Body Activation and Genetic Time Codes Page 8 Timelines Page








Page: 3

 within the center **flames** that set each level of creation in motion by bringing





Page: 4

 is a center **flame**. This flame holds the full charge of the energy that
 center flame. This **flame** holds the full charge of the energy that is available
 Each of these **flames** is capable of opening up in its center for backflow
 time. These center **flames** serve as sources of the energy available to a reality
 from the center **flame** are brought out into manifestation and accreted (drawn into)
 of the center **flame**, and this flame then serves as an open doorway through
 flame, and this **flame** then serves as an open doorway through which consciousness, in
 be manifested. Natural **flame** body activation occurs on the natural cyclings of time. Ideally,

Page: 5



 its spark or **flame** fully activates, creating the flame body. The flame body forms
 activates, creating the **flame** body. The flame body forms in the Radial Body, which
 flame body. The **flame** body forms in the Radial Body, which serves as the
 activation of the **flame** body is normally an indication that the consciousness in form
 expedited and buffered **flame** body activation, due to the level of distortions on this
 means that our **flame** bodies are being greatly assisted in holding their integrity, but
 fully hold our **flame** bodies on our own, with our own consciousness and energy,

Page: 8


 be re-connected. **Flame** Body Activation and Genetic Time Codes Remembering that full
natural
 the harmonic 1 **flame** body means that ALL of the frequencies within one"s harmonic
 intentions? As the **flame** body expands with mastery of each level of reality, the


how, as the **flame** body gets activated, and your identity expands, Time itself becomes



Page: 12

 and the monadic **flames**. The speed of monadic flame phasing controls the speed and
 speed of monadic **flame** phasing controls the speed and frequency of the time waves

Page: 13

 expanding and activating **flame** body and Now moment, is given as a gift to

Page: 14


 you do the **flame** body activation technique, you may wish to concentrate on the
 with the Amoraea **Flame** Activation. Especially focus on the flow between the various selves


File : [2006-05_ConsciousnessOfAscension_scan.pdf](#)
Title : Consciousness of Ascension
Subject : Consciousness of Ascension Kathara Team Module
Author : MCEO Freedom Teachings
Keywords :

Page: 1


 one of those **Flames** is a State of Consciousness The core substance of the


Page: 4

 Eternal Internal Amoraea **Flame** standing wave of ManU Holy Spirit that resides within the


 Spirit Eternal Internal **Flame** is NOT just a "spiritual concept;" it is a

Page: 10

 into its original **Flame** form. The whole process isn't about climbing the ladder, but


 - the Eternal **Flame**. It exists within you and also surrounds the entire universe

Page: 11


 are Living Conscious **Flames** of God. You have this as your core form When

 into its original **flame** form When you can start to get in touch with

Page: 13


 of the Blue **Flame**. She moved herself into the image of a blue flame


 of a blue **flame** and found real peace inside there. She could feel the


 The Ray, the **Flame** would simply, move it through her. Whatever her template could

 as the Emerald **Flame** that emerges around the field You can call upon the

 Entity of the **Flames**. A"sha used to literally use "I CALL UPON THE


 OF THE ____ **FLAME**" (colored flame you want to use). The Rays are

 **FLAME**" (colored **flame** you want to use). The Rays are the Flames. Rays

 Rays are the **Flames**. Rays are in Truth, standing Rays that are shaped like


 are shaped like **Flames**. They are elliptical shaped spheresEckasha-shaped Ray







 Rays are the **Flames**, the Flame Beings. We are also Flame Beings. We are

 the Flames, the **Flame** Beings. We are also Flame Beings. We are reawakening our

 We are also **Flame** Beings. We are reawakening our Flames and we will remember

 are reawakening our **Flames** and we will remember that and go back to our

 of the Orange **Flame**. You would hold in mind the image of an Orange

 of an Orange **Flame** and bring into it the Maharic frequency (with the
 and imagine whatever **Flame**, Ray Color, Nodus that you would like to learn from
 it into the **Flame** image Then, inhale the Flame image into the heart chakra
 Then, inhale the **Flame** image into the heart chakra or wherever feels most comfortable,
 are Living Conscious **Flames** of God You have this as YOUR core form 4
 core form 4 **Flame** Body Activation Techniques Copyright A"sha and A"za Deane; © 1999-









Page: 22

 to activate our **Flame** Bodies and to affect the Tribal Shield, because our personal



Page: 23

 into its original **flame** form. In activating the shields you are activating the part

Page: 32




 level of the **flames** that goes a couple of layers past the Le-e-
 and the Addondrea **flame** (it is through these flames that the Matraddon and
 is through these **flames** that the Matraddon and the Petraddon form). You can simply
 are at that **flame** level, where you're made of that level of flame frequency.
 that level of **flame** frequency. And bring it in. Do it three times and
 to start the **flames** activating If you ask for training in conscious merkaba ...
 e-TOR-A **flame** You can call the part of you that's connected to
 Le-AdOR-a **flame** You can call the Copyright A"sha and A"za Deane; ©

Page: 33

 that's the Addondra **flame** Call on your flame cells that are holding a part
 Call on your **flame** cells that are holding a part of your consciousness. All


File : [2006-08_SacredSexDiary_scan.pdf](#)
Title : Sacred Sex 2 - Diary
Subject : Workshop Diary
Author : MCEO Freedom Teachings
Keywords :


Page: 3

-  which activate the **flames** on the tips of the fingers and palms that are
 -  versions of large **flames** linked to the Core and Inner Domain encryption codes. We
 -  RaShaLa Core Rainbow **Flame**. The remainder of the workshop contained more information on Key-
-


File : [2006-10_IntroToMonad_scan.pdf](#)
Title : Intro to the Monad
Subject : The Spark of the Living Flame
Author : MCEO Freedom Teachings - Ashayana Deane
Keywords :

Document Metadata

 Subject: of the Living **Flame**

 Found 1 instance(s) in additional metadata


Page: 2

 of the Living **Flame** New levels of detail of Melchizedek Cloister Emerald Order materials


 of the living **flame**". It is the living flow of Primal Life Force currents,


Page: 3

 of the Eternal **Flame** at the very center of partiki 1 functions as an

 with the standing **flame** that serves as the creation matrix that will bend frequency

Page: 5

 Of The Living **Flame** Now we're going to change focus here and look at


 of the Living **Flame**. Remember that all of Creation is formed via a Stair-


Page: 9

 Keepers of the **Flame**" are beings committed to holding those patterns intact, to allow

Page: 11


 the unified Amoraea **Flame** of the Flame Body. In working with the Flame Body


 Flame of the **Flame** Body. In working with the Flame Body techniques, we have

 working with the **Flame** Body techniques, we have been working with the building of


 of consciousness and **flame** "charge" into our bodies and auric fields. In one

Page: 12

 the 4 Inner **Flames** or Pillars are called the Harmonics and the 8 outer


 The 4 Inner **Flames** or Pillars are all based on the partiki pattern, and

Page: 14


 through which the **Flames** run, opening both ways into Manifestation and into Source.
Introduction


 that forms the **Flame** Body levels. Another name for the Monadic Body is the

Page: 19

 correspondence between each **flame** and cell of the Seed Atom, and the various cycles

Page: 20

 or 8 outer **flames** of the Monad. The harmonics are the inner 4 pillars/


 inner 4 pillars/**flames**. With regard to the time cycles, the octaves are related


Page: 21

 through which the **Flames** run, opening both ways into manifestation and into Source. The


 the number of **flames** in the phasing unit/monadic form. With regard to the

Page: 23

 Ecka. But the **flames** that flow through these Seed Atoms have the opposite polarity:

 polarity: our Ecka's **flame** is the Le-etorA male flame, while the Parallel Ecka's


 Le-etorA male **flame**, while the Parallel Ecka's flame is the le- AdorA female

 the Parallel Ecka's **flame** is the le- AdorA female flame. And we ourselves are

 le- AdorA female **flame**. And we ourselves are within the female (particum) universe


 by the male **flame**. The polarity nature of the different levels of Creation is


 are considering the **flame** energies, then our Ecka is male. It is really the


 Shield, and the **flame**-generated currents flow through it and eventually create the entire


Page: 24

 down of the **flames** from the Eckasha to the Ecka to the Veca. For

 through the central **flames** of every level of manifestation, and that manifestation expands from

 the central monadic **flame** connection that the two-way communication between Source and all

 the Addondra Eckasha **flame**, which can be considered to have 360° of charge, a

 polarizes into two **flames** with 180° of charge each, the EyanA EtorA seed flame,


 EyanA EtorA seed **flame**, and the AdonA AdorA seed flame. (Remembering the Eckasha-

 AdonA AdorA seed **flame**. (Remembering the Eckasha-Aah core of the God-Worlds

















 grids; the EyanA **flame** "line" runs through the God-Worlds descended from the

 while the AdonA **flame** "line" runs through the God-Worlds descended from the








 level.) The polarized **flames** re-join at a lower level to form another 360°

 form another 360° **flame**, the Ad-Don-Draea Amoraea Flame. This steps down into

 Don-Draea Amoraea **Flame**. This steps down into the Eckasha level, where the YonASa

 Atoms, and the **flames** cross over in a certain sense. It is the Le
 the Le AdorA **Flame** that crosses over and creates the Matraddon Seed Atom template,
 the Le-etorA **flame** that flows through the Ecka Template. The Le-etorA flame
 The Le-etorA **flame** crosses over to form the Petraddon Seed Atom template, but
 the Le AdorA **Flame** flows through the Parallel Ecka. For each of the Eckas,
 come from the **flame** on the same side, while the currents that make up
 the 360° central **flame** of the Eckasha, come four 90° quadrant flames. One of
 four 90° quadrant **flames**. One of those quadrant flames polarizes to form 2 flames
 of those quadrant **flames** polarizes to form 2 flames of 45° charge each: these
 to form 2 **flames** of 45° charge each: these are the flames of the
 these are the **flames** of the Ecka and Parallel Ecka. These step down further
 create lower-level **flames** with 45° charge (Bi-Veca flames rather than Tri-
 (Bi-Veca **flames** rather than Tri-Veca flames), and those polarize to form
 than Tri-Veca **flames**), and those polarize to form the 11 2/3 particum
 Sha-LA-a **flames**. Even with this very incomplete look at the flames, you
 look at the **flames**, you can see that there are not The MCEO Freedom

Page: 25

 EyanA ETORA Seed **Flame** 45 EckA Le-eTOR·A Tri·Veca Seed
 AdOR-A Seed **Flame** PEcka 45 Le·AdOR-A Tri-Veca Seed 45
 AdOR-A 45 **Flame** ~:dum ~:dal ~"!":dum Le-e-TOR-A
 TOR-A 45 **Flame** Sha·LA·a Sha·LA·a
 Soed Seed Soed **Flame Flame Flame** AdonE Eck~Eieyanl EckA Flame -ve ;(;_
 Eck~Eieyanl EckA **Flame** -ve ;(;_ Flame +ve Copyrightl.,h"o oodA>"o
 -ve ;(;_ **Flame** +ve Copyrightl.,h"o oodA>"o D"" 2005. All R<

Page: 26

 Lectures: Awakening the **Flame** of Orion (March 2002) Dance for Love: the Second

File : [2006-10_SacredSexClass_scan.pdf](#)


Title : Sacred Sex Class

Subject : Questions and Answers

Author : MCEO Freedom Teachings

Keywords :

Page: 11

 allowing the central **Flame** to activate all the way up as a big Pillar


 is this central **Flame** of arcing energy called? • The Amoraea Flame. 3


 • The Amoraea **Flame**. 3

Page: 12

 time, the electrical **Flame** Body began to activate in the grids and the electrical


 frequencies of the **Flame** Body, Golden Fleece and Heliotalics? • This allowed for a

 reach Level-6 **Flame** Body activation on your own. Now people could pick up


 Merkaba and our **Flame** Body would rip each other apart. A Red Pulse would

Page: 14

 teardrops of the eternal **Flame** Body. So during the Hetharo period our Shadows went into


 Merkabas and our **Flame** Bodies. 12. During Hethalon, August 12, 2003, the Metatronic side

Page: 18


 skin," the Magenta **Flame** can no longer bum; therefore, the Metatronic Merkaba can no

Page: 19


 the Amoraea Eternal **Flame** is. 3. Hethalon: The magnetic peak, August 12-15, 2003,

 spirals entered their **Flame** Body activation cycle, resetting the female/magnetic seven inner cells


Page: 31

 why we DO **Flame** Body sctivation, Merkaba sctivation, DNA activation-it"s ALL simultaneous-all





Page: 40

 why we DO **Flame** Body sctivation, Merkaba sctivation, DNA activation-it"s ALL simultaneous-all


Page: 48

 Merkaba and your **flame** body, so you can reach the Hon-e-til-E"a



Page: 49

-  a) the Eiros **Flame** (b) the Flame of Amoraea (c) the Flame
 -  (b) the **Flame** of Amoraea (c) the Flame of Maharata (d)
 -  (c) the **Flame** of Maharata (d) the Eckasha Flame 6. The difference
 -  (d) the Eckasha **Flame** 6. The difference between a Bi-Veca Merkaba and a
-


Page: 60

-  b) The Amoraea **Flame** supplies the frequencies for polarizing the Pillars. 3. (a)
-








Page: 62

-  beyond. 2. Amoraea **Flame** This Eckasha-Aah zero-charge flame supplies the Reuche Pillars
 -  Aah zero-charge **flame** supplies the Reuche Pillars with frequency that polarizes the Pillars
-



Page: 63

-  the AzurA and **Flame** Body, and forming a link to the 4
-





Page: 64

-  Personal and Universal **Flame** Body. 11. Reuche Pillars: These are standing-wave Pillars from
 -  the central Amoraea **Flame** that causes the Pillars to polarize, with electrical pillars and
 -  origin of the **flame** that polarizes the Reuche Pillars is the __ . (
 -  (a) Eiros **Flame** from the Eckasha-A Level (b) Eiros Flame from
 -  (b) Eiros **Flame** from the Eckasha-Aah Level (c) Amoraea Flame from
 -  (c) Amoraea **Flame** from the Eckasha-A Level (d) Amoraea Flame from
 -  (d) Amoraea **Flame** from the Eckasha-Aah Level 3. Prior to Hetharo 2003,
-



Page: 67






-  The personal Universal **Flame** Body (at Density-6). 2. Is the technique "
 -  level Merkaba? • **Flame** Body activation. 8. We are told that the Density Radial
-



Page: 68






-  and ascension. 2. **Flame** Body: Flame Body is the natural flame-like shape that
 -  2. Flame Body: **Flame** Body is the natural flame-like shape that Radial Body
 -  is the natural **flame**-like shape that Radial Body capsules take on when they
 -  and Eukatharista Eternal **Flame** Bodies. 2
-



Page: 69

-  D hologram. 7. **Flame** of Amoraea: The Flame of Amoraea is the original spark
 -  of Amoraea: The **Flame** of Amoraea is the original spark of continuous consciousness with
-

-  fully activated Amoraea **Flame** Body, and this is where the term "Emerald Covenant"
 -  • True. Full **Flame** Body activation combines the non-visible color spectrums of the
 -  original relatives." 4. **Flame** Body activation is no longer useful after plugging into the
 -  • False. The **Flame** Body activation process can be speeded up by working with
 -  working with the **Flame** Body Activation Techniques directly as opposed to letting the activation
-

-  to activate our **Flame** Bodies and the Silver Sanctum. True or false? • True
 -  progressive activation of **Flame** Body levels, DNA and associated Merkaba levels. 2
-

-  fully activated Amoraea **Flame** Body. 6. BST/Beast Machine: Technology using electromagnetics on a
 -  ofthe Emerald Amoraea **Flame** (c) the fact that only those races from Emerald
 -  as part of **Flame** Body activation (c) the level of Flame Body activation
 -  the level of **Flame** Body activation in which one has the ability to begin
 -  merkaba fields 4. **Flame** Body activation can be engaged ____ _ (a) only
-


-  D-12 frequency **flame**-shaped Eckasha bubble around you in your Auric field (
 -  the Etheric Body, **Flame** Body levels and the physical anatomy (d) blocking pineal
-


File : [2006-11_PosturesOfLove_scan.pdf](#)
Title : Postures of Love - Handbook
Subject : Steps towards Joy, Loving Joy is the Intrinsic Nature of Source, When you choose At-Onement with the Living God Source within you, you will know the love
Author : MCEO Freedom Teachings - Kathara Team
Keywords :

Page: 4

 the ManU Amoraea **Flame** of Divine Love, we will not only make our own

Page: 9

 Circulatory System. Amoraea **Flame**: Eternal Flame of Divine Love The Eternal INTERNAL Flame of

 Amoraea Flame: Eternal **Flame** of Divine Love The Eternal INTERNAL Flame of God-Consciousness


 The Eternal INTERNAL **Flame** of God-Consciousness The Cosmic Kristos Seed Atom is the


 Et~rnal INTERNAL: **Flame**" of God- The MCEO Freedom Teachings® Series Presented by

Page: 10

 The Eternal INTERNAL **Flame** of ManU-Holy Spirit energy at the center of the

 the "Amoraea **Flame**," which means "Eternal Flame of Divine Love." The Cosmic

 means "Eternal **Flame** of Divine Love." The Cosmic Kristos Seed Atom is formally

 Eternal INTERNAL Amoraea **Flame**" at the center, the Cosmic Krist Seed Atom perpetually creates

 Eternal Internal Amoraea **Flame** standing wave of ManU-Holy Spirit that resides within the

Page: 11

 Spirit Eternal Internal **Flame** is NOT just a "spiritual concept;" it is a

Page: 25

 The Eternal INTERNAL **Flame** of God-Consciousness (This is an extract from Technique

 4 of the **Flame** Body Activation Techniques (also the K213 Linking Sequence series







 the Eternal INTERNAL **Flame** of God-Consciousness. It is advisable to do this technique

 which the Eternal **Flame** of Amoraea embodies ... the center of the Amoraea Crystal


 and ManU Azurite **Flame** is the Eternal STILL POINT through which the "Still

Page: 71

 get into Amorea **Flame** Activation, that's what we are doing. It's like an amplified






-  into the Emerald **Flame** of Amoraea. Remember we talked about that being that Center
-  that Center Point **Flame** way up at the top of the Stairway. Well, this
-  into walking Amorea **Flames**, walking Faces of the Eternal Flame. 2. Self-knowledge and
-  of the Eternal **Flame**. 2. Self-knowledge and reflection: Honest self-assessment through tools
-  or Still-Point **Flame** of Amoraea Frequency (whereas the D-2 Emotional Body
-  Shadow body clearing: **Flame** Body techniques/ Preparing for Contact (Bermuda workshop).
Emotional healing:

Page: 73

-  2003 AF/4CDT: **Flame** Body Activation and Shadow Healing: Technique No.4: "Commanding
-

File : [2007-04_Kathara23Sect7-8_scan.pdf](#)
Title : Kathara 2-3 Sections 7 & 8 Module
Subject : Kathara Team Module expanding the technical details of Kathara 2-3
Author : MCEO Freedom Teachings
Keywords :




Page: 2

-  Templates and Seed **Flames** 3 Introduction
..... 3
Transcendent Phase of the
-  Sequence 4 **Flame** Step-down in Creation of the Ecka-Veca
..... 4
-  4 Crystal Body, **Flame** Names and Definitions
..... 6 Creation of the Ecka Base Shield
-  17 Ethos **Flames** of the LotE
..... 18 Reuche Spindles,
Rod and Staff,
-  29 Reminder regarding **Flames** of the Ecka-Veca
..... 30 Etheric Magnosphere and Electrosphere










Page: 3



















 Templates and Seed **Flames** Introduction Figure 1 All of Creation is based on the

Page: 4








 Working with our **Flame** Bodies is essential preparation for Kathara 2-3 technologies, as
 to this material. **Flame** Body activations expand the identity contained within a particular
Density
 and perceived reality. **Flame** Step-down in Creation of the Ecka-Veca All of

Page: 5



 360 Eckasha Seed **Flame** and follow its step-down into the energies of our
 Addondra Eckasha Seed **Flame** has 360° of consciousness or quantum; this is considered a
 two polarized seed **flames** the EyanA ETORA Seed Flame and the AdonA AdORA Seed
 EyanA ETORA Seed **Flame** and the AdonA AdORA Seed Flame that are of the
 AdonA AdORA Seed **Flame** that are of the Eckasha level of the God Worlds,
 of quantum. These **flames** unify and step down further to form the Ad-Don-
 Don-Draea Amoraea **Flame**, which is the central flame of the Eckasha Andradon Seed
 is the central **flame** of the Eckasha Andradon Seed Atom. The And radon is
 Don-Draea Amoraea **Flame** is also a 360° flame, but has less charge than

 also a 360° **flame**, but has less charge than the Addondra Flame. This flame
 than the Addondra **Flame**. This flame splits itself, following the core pattern of the
 Addondra Flame. This **flame** splits itself, following the core pattern of the Reuche, into
 into 4 quadrant **flames**, each of which has a goo charge. Of those quadrant
 Of those quadrant **flames**, one splits to form the Ecka and Parallel Ecka Seed
 Parallel Ecka Seed **Flames** the 45 tripolar charge Le-e-TOR-A Ecka Seed
 A Ecka Seed **Flame**; and the 45 tripolar charge Le-AdOR-A Parallel Ecka
 Parallel Ecka Seed **Flame**. While it may seem confusing that these Ecka seed flames
 these Ecka seed **flames** are both polarized and tripolar, this is because of both
 perspectives and the **flames** themselves having an internal structure What is unified from a
 or electrical seed **flame** The other reason is that flames can have dominant and
 reason is that **flames** can have dominant and recessive charges, and so can appear
 with. The Ecka **flames** then step down into 45 charge bipolar flames of the
 45 charge bipolar **flames** of the Veca fields In essence, the energies that make
 energies The Veca **flames** are called Sha-LA-a Flames. These then split further
 Sha-LA-a **Flames**. These then split further to form the 11 % -
 positive or electrical) **flames** that we are familiar with from Kathara 1 and the
 Sha-LA-a **Flames**, and are also known as Sha-/a Light Even though




Page: 6


 Crystal Body, **Flame** Names and Definitions (Figure 3) We will focus primarily
 45 tripolar charge **flame** of the Ecka-Veca Le-AdOR-A: 45 tripolar charge
 45 tripolar charge **flame** of the parallel Ecka-Veca Sha-LA-a: 45 bipolar
 45 bipolar charge **flame** of the Veca Shaddum and Shaddi: 11% -ve (
 LA-a polarized **flames** of the Veca, also called Sha-la light. The Shaddum
 true ascension. Tripolar **flames**: have +ve/-ve/0 (positive/negative/neutral) charge
 neutral) charge Bipolar **flames**: have +ve or -ve charge 45" aKis 90"












Page: 9







 is a masculine **flame**, and it flows through and animates a feminine seed atom,
 through which the **flame** energies of our own Ecka flow. The MCEO Freedom Teachings







Page: 10


 e-TOR-A **Flame** down steps to generate the 45 charge Veca Sha-LA-
 Sha-LA-a **Flame** spark within its center. This polarizes to form the Shaddi
 e-TOR-A **Flame**. The Veca Sha-LA-a 13th Pillar then activates at



 central eternal life **flames** of the Ecka Le-e-TOR-A and the Veca

 Ethos **Flames** of the LotE (Figure 14) LaTE" PCM DensityTemplale &
 Ethos-Etheric LotE **Flame** Seals are also shown in this diagram. These are density
 These are density **flames** that are step-downs of the Core Monadic Flame, setting
 the Core Monadic **Flame**, setting the core energies for each density into the center
 these into individual **flames** for each dimensional shield.) These flames serve to bring the
 dimensional shield.) These **flames** serve to bring the energies for manifestation into each
density,
 the Density-1 **Flame** or Seal. The AzurA (at 6.5) is the Density-
 the Density-2 **Flame** and the Rajhna (at 9.5) is the Density-3
 the Density-3 **Flame**. There are 3 additional flames below and 3 flames above
 are 3 additional **flames** below and 3 flames above the Primary Kathara Grid; if
 below and 3 **flames** above the Primary Kathara Grid; if we are looking at



 Dimension 12-13 **Flame** above the Primary Kathara Grid is the Adha, combining with
 Finally, the outermost **flames** for the LotE are the Le-e-TOR-A and
 a series of **flames** of increasing frequency, that nest within each other, from the
 from the smallest **flame** that forms the currents for Density-1 (E-Umbi),
 to the largest **flame** that forms the Ecka currents This nesting provides a step-
 All of these **flames** form the base energies for manifestation of matter, or Atmic!

 Reminder regarding **Flames** of the Ecka-Veca: Le-e-TOR-A: 45 tripolar
 45 tripolar charge **flame** of the Ecka-Veca Le-AdOR-A: 45 tripolar charge
 45 tripolar charge **flame** of the parallel Ecka-Veca Sha-LA-a: 45 bipolar
 45 bipolar charge **flame** of the Veca Shaddum and Shaddi: 11% -ve (
 LA-a polarized **flames** of the Veca, also called Sha-la light. The Shaddum
 detail regarding these **flames** is necessary at this point: Sha-la: polarized Le-AdOR-



 eventually create the **Flame** Bodies. The spindle lines generate electrical and magnetic interior vortices.

 activated, the corresponding **Flame** Body is activated for merger of the Hova Body with
 larger Eckasha-shaped **Flame** Body around the now-merged Hova Bodies. All these Body

Page: 40

 Fields; the Radial **Flame** Body and Crystal Body of the intermediate anatomy; and their
 The technologies of **Flame** Body Activation featured in Kathara Level-2 specifically address development

Page: 41

 Kathara Level-2 **Flame** Body Activation Techniques culminate in beginning the activation of the
 the personal Radial **Flame** Body, the resultant awakening of Ecka Heliotalic Primal Life Source

Page: 48

 Figure 14 Ethos **Flames** of the LotE Figure 15 Rod and Staff Reuche Spindles

File : [2007-04_KRYSTarAwakeningDiary_scan.pdf](#)
Title : KRYSTar Awakening - Diary
Subject : The KRYSTar Awakening and Starfire Maps, Solar Gates, Prana Seed and the Aqualene Sun - Workshop Diary
Author : MCEO Freedom Teachings
Keywords :



Page: 3




Aqualene Fire Water **Flame**, which allows the RaShaLAe Body to activate the Aqualene Sun.

File : [2007-04_KRYSTarAwakeningTranscript_scan.pdf](#)
Title : KRYSTar Awakening (workshop transcript)
Subject : Full transcript for April 2007 Workshop (right after the murder of SOL)
Author : MCEO Freedom Teachings
Keywords :


Page: 19

 hold the Blue **Flame** position. The Flameholders have those in order to anchor the
 Flame position. The **Flameholders** have those in order to anchor the larger currents for


Page: 35

 Aqualene fire water **flame** and that is what will allow for the Rashalae body

Page: 36

 the fire water **flame** inside which would activate the Aqualene sun field around the


Page: 37

 There is a **flame** that once we go through the activations, you've already started


Page: 42


 is called the **Flame** cycle. These all add up to - and I'll show

Page: 45


 level are the **flame** commands. When we do elemental stands, there are things you

Page: 47

 and then a **flame** cycle that has to do with formation of a flame.

 formation of a **flame**. We did this in, I believe, Tenerife, and probably one


Page: 54

 the fire water **flame**. Imagine that it is a flame of cool wet fire.

 it is a **flame** of cool wet fire. And this has to do with

 Aqualene Sun core **flame** that will activate within ... once we begin the first




Page: 55

 can activate this **flame** thing inside of your Eiron point, which is the center


Page: 64

 one is a **flame** cycle. That goes to the birth of the Rosetta and

Page: 66

 what's called the **flame** cycle. It's at the end of the flame cycle that
 end of the **flame** cycle that you have the final contraction into Source, then
 cycle and a **flame** cycle together. That is considered a full Takeyon round. The


Page: 67

 way: Starseed, Starborn, **Starflame**, Starburst... RashaA, Rashala, Rasha!E, Rashalae. Core, inner, middle, outer.



Page: 68

 cycle, Starborn cycle, **Starflame** cycle, Starburst cycle. At the end of the Starburst cycle,


Page: 69

 Starborn cycle, the **Starflame** cycle, Starburst cycle, which is the RashA body, the Rashala



Page: 81

 have the Adama **flame** level. You have the N ada core crystal and the
 and the Adama **flame** level. You have the Jhaffa, which appears like a void


Page: 84

 ones with the **flames** and things that you do optical pineal induction on. You



Page: 85

 image of that **flame** thing, the crystal that passed by you. Imagine that, and
 crystal, the firewater **flame** as they call it, that we use, because that is






Page: 88


 and the Gold **Flame** people and all that kind of stuff. They are telling


Page: 137


 have this lovely **flame** around you and then you'll have this gorgeous aqua sunburst
 and the middle **flame**. There are several layers that go beyond that when you


Page: 148


 about the Urn **flame** at the first creation point door... it will bring a
 similar type of **flame**. We call it the fire water flame that will sit
 the fire water **flame** that will sit at the Eiron point. It is the
 is the anchoring **flame** for activation of all the Rashalae bands. But it is
 it is a **flame** that would look like this in color, but it will


 is a living **flame**. The living flame of the Aquifers. Every matrix has Aquifers.


 flame. The living **flame** of the Aquifers. Every matrix has Aquifers. Every Rashalae body

 this is a **flame** that is not just belonging to the Aquius matrix people.


 is a living **flame**. The colors are very similar to what is seen in


 imagine that this **flame** will be emerging within your AzurA very soon, when a


 tone. This little **flame** will go "poof" and pop right through the Eiron


 When this little **flame** pops and comes into the AzurA, it will first pop


Page: 149


 have this little **flame** in there from this point forth. The crystals that you


 hands. Once this **flame** pops, you will able to use those crystals to stimulate


 will trigger the **flame** here to replicate itself and it will grow really really

 have your little **flames** popped. At that point, you can really use the little


 and have your **flame** capsule, that will be part of your Krist Star crystal


 sparks off that **flame** when it pops in the shield. Inhale now ... hold

 that fire water **flame** around your body, it's replica. Try to feel the presence

 living fire water **flame** around your body. Imagine you can feel its cool, like

Page: 150

 bring up the **flame** , itchy palm there, and start going with it. You

 it is living **flame**. It is part of your original family of consciousness that

File : [2007-05_KRYSTHLRiverDanceDiary_scan.pdf](#)
Title : KRYSTal River Dance - Diary
Subject : The KRYSTal River Dance 1st Dance of the Cycle of the Last Stands -
Workshop Diary
Author : MCEO Freedom Teachings
Keywords :

Page: 6




Krystar Heart core **flame** set-1 activates opening the LA-HE-De-LUNa Chamber

File : [2007-05_KRYSTHLRiverDanceHandbook_scan.pdf](#)
Title : The KRYSTHL River Dance
Subject : 1st Dance of the Cycle of "Last Stands"
Author : MCEO Freedom Teachings - Ashayana Deane
Keywords :

Page: 19


 Heart Passage Core **Flame** Set in Earth 's Lunar Core opens, opening the


Page: 25

 Ra-sha-LE **Starflame** cycles Ra-Sha-la Starborn cycle Ka-LA Eyugha- 4

Page: 27

 Fire-Water "**Flame** Crystal" extends out of the top of the atrium through

 of the "**Flame** Crystal" touch the 2 "shut sides" of the atrium




 of the "**Flame** Crystal" directly in front of you and Inhale & Hold

Page: 28














 a lovely Blue-**Flame** Fire Bowl in the corner, to the left of the

File : [2007-09_GodWorlds_scan.pdf](#)
Title : Exploring the God Worlds - Handbook
Subject : Stair step creation
Author : MCEO Freedom Teachings - Kathara Team
Keywords :

Page: 17

 is the Blue **Flame**, which equals the First Expression of Source. The second expression
 Pale Yellow-Gold **Flame** at D-14. And the third expression is the Violet
 is the Violet **Flame** at D-15. The higher dimensions have less density. Density


Page: 18

 as the Blue **Flame** current. This is where you get the Speakers of the
 of the Blue **Flame**, Speakers of the I Harmonic Universes Dimension 180 SFB Gold
 180 SFB Gold **Flame**, and the Speakers of the Violet 015 12 SFB Flame.
 015 12 SFB **Flame**s. These are ~ 014 12 SFB Consciousness Collectives that
 SFB the Blue **Flame** ~ 08 12 SFB collectives, then the Gold Flame level
 then the Gold **Flame** level and 07 12 SFB finally the Violet Flame. 010
 finally the Violet **Flame**. 010 12 SFB The level of information ~ 011 12
 one of these **Flame** 180 SFB Keepers. It means your Figure 5: Sub-Frequency
 forms the Violet **Flame** field where sound becomes light; first sound vibration, then light.
 polarized field). These **flame** fields are not columnar flames but spherical and manifestation is
 are not columnar **flames** but spherical and manifestation is taking place within them. 7
 Shield. 8 Violet **Flame** Keepers used to be people that would track basic ascension
 is a Violet **Flame** movement that has been manipulated - it is now using


Page: 20

 Consciousness--the Eternal **Flame**. It exists within you and also surrounds the entire universe

Page: 29

 are doing the **Flame** Body activation, Merkaba activation, DNA activation. It is all simultaneous-

Page: 33

 is called the **Flame** Body. When you do this on the Veca Gate levels

Page: 34

- building of the **Flame** Body and progressive activation of the DNA and the Merkaba
- and create the **Flame** Body levels. Heaven Worlds Within the structure, the combination of

Page: 49

- and Ecka Eternal **Flame** Following the Cosmic Kathara Grid program, the 12 Reuche Scepter
- Ecka-ManU Eternal **Flame** to emerge through the ManU Window to form a 13th
- Ecka-ManU Eternal **Flame** is known as the "Heart of God" as it
- Pillar Ecka-ManU **Flame** the 12 Reuche Scepter Pillar columnar waves bend toward the
- the Ecka-ManU **Flame** to form 12 rotating scalar standingcolumnar-wave discs of Bi-
- central Ecka-ManU **Flame**. Each of the 12 Reuche Scepter Shields forms a living
- Ecka· ManU **Flame** separates the counter-clockwise rotating/contracting EirA currents from the
- the Ecka ManU-**Flame** which are held together and interwoven through the Amoraea Shield.

Page: 50

- the Ecka-ManU **Flame** sending it toward the center-point ManU Window creating a
- and Ecka-ManU **Flame** creating a positive electrical current. The synchronized, perpetual rotation of
- the Ecka-ManU **Flame** at Reuche center) a perfectly balanced, spinning, electromagnetic force field
- the Ecka-Manu **Flame** ManU Window Reuche center point (Zero Point) creating the
- the Ecka-ManU **Flame** Zero Point within the center of the Amoraea Radial Body
- Ecka-ManU Eternal **Flame**, causing the Ecka-ManU Flame scalar columnar standing wave to
- the Ecka-ManU **Flame** scalar columnar standing wave to expand outward from within itself

Page: 51








- ManA, and EirA. **Flame** of Amoraea Just like in the Veca, you have an
- something called the **Flame** of Amoraea. It is funny, because the word amore, meaning
- is the Eternal **Flame**, and it is a direct connection-in the Ecka, it
- the first Eternal **Flame**, the first Flame of Amoraea, would be at the center
- Flame, the first **Flame** of Amoraea, would be at the center of the Krist-
- Pillar or a **Flame** of Eternal Light and Consciousness that runs through the centers
- where the Eternal **Flame**, all the way from the top God Worlds, anchors down





Page: 52


- Eternal **Flame**, that the Veca systems receive the fueling of their seed





Page: 54









- the Ecka Eternal **flame**. Following the Cosmic Kathara Grid Program, the 12 Reuche Scepter

-  Ecka ManU Eternal **Flame** to emerge through the ManU Window to form a 13th
-  Ecka" Eternal ManU **Flame** Cosmic Core Scalar Standing Wave Unified Field Template 12
-  Ecka ManU Eternal **Flame** is known as the Heart of God, as it circulates
-  the Ecka ManU **Flame**, the 12 Reuche Scepter Pillar Columnar Waves bend toward the
-  the Ecka ManU **Flame** to form 12 rotating scalar standing columnar wave discs of
-  central Ecka ManU **Flame**. 12 Reuche Scepter Arcs Through vibrational interaction with the Amoraea
-  Pillar Ecka-ManU **Flame** the 12 Reuche Scepter Pillar Columnar Waves bend toward the

-  the Ecka ManU **Flame** separates the counterclockwise rotation or contracting EirA currents from the
-  the Ecka ManU **Flame**. These are held together and interwoven through the Amoraea Shield.
-  the Ecka ManU **Flame**, sending it towards the center point ManU Window, creating a
-  point Ecka ManU **Flame**, creating a positive electrical current. The synchronized perpetual rotation of

-  the Ecka ManU **Flame** at the Reuche center, a perfectly balanced spinning electromagnetic force

-  the Ecka ManU **Flame**, ManU Window Reuche Center Point or Zero Point. They create
-  the Ecka ManU **Flame** Zero Point within the center of the Amoraea Radial Body
-  Ecka ManU Eternal **Flame**. This causes the Ecka ManU Flame scalar columnar standing wave
-  the Ecka ManU **Flame** scalar columnar standing wave to expand outward from within itself,






-  access the Addondra **Flame**; This is a flame at the center of our Eckasha-
 -  This is a **flame** at the center of our Eckasha-A. We access that
 -  access that Addondra **Flame** at the center of our Eckasha-A and then we
 -  e TOR-A **Flame** at the center of our Ecka, the EtorA Flame at
 -  Ecka, the EtorA **Flame** at the center of the Eckasha, and we have the
 -  have the Addondra **Flame** at the center of our Eckasha-A. In our Parallel
 -  the Le-AdorA **Flame** at the AdorA Ecka Level and the AdorA Flame at
 -  and the AdorA **Flame** at the Eckasha Level. Those are the correspondences that we
-







Krystallah, Amoraea Central **Flame**, Manu_Azurite Core Crystal & Yunasal God Core The
Higher

File : [2007-11_AmsterdamClass_scan.pdf](#)
Title : Amsterdam Class
Subject : Multiple Choice Questions and Answers
Author : MCEO Freedom Teachings
Keywords :

Page: 51

-  activating with the **Flame** Body Activation Techniques. 5. What are the E-Luman-aeri
 -  and then the **Flame** Shift Cycle occurs. • The Inner Flame and Core Flame
 -  • The Inner **Flame** and Core Flame are formed within the Seed Atom of
 -  Flame and Core **Flame** are formed within the Seed Atom of the Inner Domain-
 -  Yunasai. (See **Flame** Images.) • The Aton Activation and Akashic Record Imprinting also
-

Page: 52

-  • During the **Flame** Shift Cycle, the Krystal Spiral Inner Light Body Currents eventually
 -  Inner and Core **Flames** but also the 20,736 Partiki Cells of the Aton. • There
 -  activation of the **Flame** Cycle and bringing together these currents from the AdorA and
 -  births after a **Flame** Cycle, simultaneously with the birth of the ELum-Eiradhona and
-

Page: 54

-  Twins: During the **Flame** Shift Cycle, the Krystal Spiral Inner Light Body Currents eventually
-

Page: 69

-  you have the **Flame** Cycle, the full opening of the Adjugate Twin sets, where the
-

Page: 79

-  half of the **Flame** on the AdorA side. The Krystal Spiral is a living
-

File : [2007-11_LegacyOfLostTranscript.pdf](#)
Title : Legacy of the Lost (Amsterdam workshop transcript)
Subject : Legacy of the Lost, Freedoms of the Found, the Milky Way Mysteries, Halls of Records and the Jesus Codes
Author : MCEO Freedom Teachings
Keywords :


Page: 28

 Speaker-1 Blue **Flame** Holder, but Copyright A"shavana & A"hzavana Deane. 2007, All Rights


Page: 29

 Contract, and Gold **Flame** Holding Contract. So, it went crazy from there, where it


Page: 64

 is called a **Flame** Cycle, where the AdorA and the EtorA sides can come


Page: 182

 what"s called a **Flame** Cycle, and here is where I started to learn new

Page: 184


 were activating in **Flame** Body activation techniques and those kinds of things. So that"s

Page: 186

 is showing the **Flame** Cycle, and here"s where ... just in case, I brought

 We"ve seen these **Flame** Cycle pictures before, and what they have to do is


 something called the **Flame** Shift Cycle that occurs. And this is where we get

 we"re using the **Flame** images and those kind of things. And they form the

 and the Core **Flames** within the Yunasai structure. Now if we come up here,


 8 to 9 **Flame** Shift Cycle. The manifest EtorA and AdorA matter something. Something

Page: 188

 Inner and Core **Flames**, activating the 20,736 Partiki Cells of the Aton. The entire Light



 activation of the **Flame** Cycle and bringing together of the currents from the AdorA

Page: 192


 with Inner RAsaiAe **Flame** We"ll look at this a bit more in color, and

 Yunasai with the **Flames**, the same structure of the YunasaA with its Core Flames.


 with its Core **Flames**. And there"s Core Flames, and there"s Inner flames, and all

 And there's Core **Flames**, and there's Inner flames, and all that. So these are
 and there's Inner **flames**, and all that. So these are spheres, living spheres of

Page: 193

 around in beautiful **flames**. Next one ... So this is just shmNing you the


Page: 212

 is like the **Flame** Body structure around it, and this is when you go


Page: 226

 would be the **Flame** Cycle, where the frequencies of both sides are brought together,

Page: 237

 are Speakers and **Flame** Holders in the center of the Aquafereion Shield, which means


Page: 238


 also have a **flame** around it. So, to get into it, we will actually

 pass through a **flame** ... and it is an aqua ... the pale aqua-

 pale aqua-colored **flame**. We will move through that and find ourselves as if

Page: 239


 be a center **flame** that is an amber-gold flame and we are going

 an amber-gold **flame** and we are going to ... in this sphere. And

Page: 240

 into the center **flame** and just transmit it. And it will come out... I


Page: 242

 in your AzurA **flame**, or right at the thymus gland, inside your body. In

Page: 243

 is this little **flame** sparks coming out of the bottom, the underneath part of


Page: 248

 gold and silver **flame**. And this flame is a living flame. This flame is









 flame. And this **flame** is a living flame. This flame is the Encryption Holder.






 is a living **flame**. This flame is the Encryption Holder. The Encryption Holder is




 living flame. This **flame** is the Encryption Holder. The Encryption Holder is a flame

 Holder is a **flame** that is around the Core Krystal. We won't enter the

 of the center **flame** of the Akashic Record that is the first part of

 amber-pale gold **flame** is and that is the opening to the Akashic Record,
 standing around this **flame**, and it is actually quite, it looks like quite a
 pale amber-gold **flame**. And so small that we have to bend down a
 at this little **flame** that is no bigger than not even knee high. And
 ourselves to this **flame** and putting the imprint of who we are now in
 occurs and the **flame** color is going to change as the REi-ShA-ic
 of the center **flame**. And the center flame is no longer amber. It has
 And the center **flame** is no longer amber. It has lost its amber tint


 off of the **flame** , the pinky flame. So, we are going to go
 , the pinky **flame**. So, we are going to go back now to ...
 away from the **flame** together and we are going to go find the little
 to pop its **flame**, which means it will turn on its Aqualene Sun which
 large Aqualene Sun **Flame**. It is coming into its position in the subterranean waters

 and the AzurA **Flame**, and on the Density 3 you have the Rajhna Lock
 and the Rajhna **Flame**, and then you have below your feet ... you have
 we use our **flames**, the smaller version in our own Light Body and Spirit


 other half of the **Flame** on the AdorA Side. When you put those two together,

File : [2007_12TribesVol1_scan.pdf](#)
Title : 12 Tribes Vol 1 transcript
Subject : scan of the 12 Tribes Volume 1 binder
Author : MCEO Freedom Teachings
Keywords :



Page: 1

 Adam a **Eternal-Flame**) Commandment 145 Orientation-
A"sha
.....
146 Saturday Lecture


Page: 2

 Step-5: StarBorn **Flame** Codes..... 426 Lecture and Graphology
.....


Page: 12

 "Eternal Krystar **Flame**," known as the "Um Flame" This infrasound aspect of
 the "Um **Flame**" This infrasound aspect of the Ascended Eternal Spirit Body, born

Page: 13

 "Eternal Um **Flame**" of the Um" Ma-TA Body core and the "


Page: 38

 a (Eternal **Flame** of Divine Fire) We call upon the Kristiac Powers of

Page: 41

 the Adama **Eternal-Flame**) Commandment E-Na"ka" Ma"jha Ta-UR" E-

Page: 57


 here with the **flame** numbers and then you have the .5 scales with 1.5

Page: 59

 Wind, and the **Flame**. They told me a long time ago that I was

 Az was of **Flame** Command and that Mac was of Flow Command. So these


Page: 61

 have, say, a **flame** standing at the centre of a shield, the next thing

Page: 62


 Air; and the **Flame** Command, Electros, is the command behind Fire. So it is

Page: 97

 of the Gold **Flame**, which will be myself, the Blue Flame which will be

 myself, the Blue **Flame** which will be Ashana-TU, and here our apprentice Violet

 our apprentice Violet **Flame** Holder, which would be Zhandra. The alignment of this is

 Position-2 is **Flame**/Fire; Command-5 position and this is the Water/Flows


Page: 98

 north position (**Flame**/Fire). So the Command Tones 3 rounds, 12 rounds of

 and the Blue **Flame** Holder's fields That is what will happen today, and then

Page: 100

 the 3 key **flame** runners will gender spin, which would be me on this

 representing the violet **flame** component as an apprentice right now. And they will, together,

Page: 118

 feel almost like **flames** sizzling around ... There were times when I was being


Page: 124

 invite the Eternal **Flame** of Divine Fire. And what we will do for a


Page: 125

 Atomic Adam a **Flame** Inner Light Field. Imagine now as we are standing on

Page: 126

 is a cool **flame** and a bit more bright than the crystal area where

 Atomic Adam a **Flame** field, we are going to move horizontally to the left


 physical Adam a **Flame** light field that is surrounding Earth's D-2 Solid Core

 physical Adam a **Flame** Light Field that surrounds the solid core, the iron core


Page: 127

 2 Adam a **Flame** around the solid core. So we're still down in relation

 Etomic Adam a **Flame** Light Field in Urtha's D-2 Eda-5 lower Aquifer.

 D-1 Adama **Flame** light field As we move into this space, imagine that

Page: 129


 physical Adam a **Flame** Light Field. So, you're going from the crystal caverns into

 2 Adam a **Flame**, you're also at the same time you're moving through D-


Page: 141

 a (Eternal **Flame** of Divine Fire -vapours/fire) We call upon the


Page: 142

 for entering the **Flame** of RaShaiAe, which we're going to do next So just


Page: 144


 the inner 1st **Flame**) the opening of the Doorway to the high Inner-Ecka

Page: 145


 before we do **flame** code induction ... That will complete this particular activation sequence.

 the Adama Eternal-**Flame**") Commandment (Repeat entire sequence 3 times) E-Na"-ka"

 And now the **flame** .This is free-form induction. There is no specific

 induction of the **flame** codes. All of you are pretty experienced with the work,

Page: 146


 the group of **flame** codes and I will give you a minute or so

 with Inner RaShaLAe **Flame** The [RaSh aLAe] Sacred Heart Encryption The [RaShaLAe]

 Song Encryption, Core **Flame** The Rosetta Inner Elemental Reuta Root Cell, The Reuzhetta Ok,

Page: 192

 This enters the **Flame** Cycle-the RaSh aLAe Flame Cycle. And back to Axis-

 the RaSh aLAe **Flame** Cycle. And back to Axis-9, which is actually the


 Atom with its **flames** from the RaSh ala Cycle, its inner core flames, its


 its inner core **flames**, its outer flames and this, these set of clusters, Partiki


 flames, its outer **flames** and this, these set of clusters, Partiki Clusters, are the

Page: 195

 controls those. So, **Flame** Command here controls the Fires down here. The Wind Command

 Wind and the **Flame** Commands that are the directors of the Ethers, the Urth,


 Wind, 5 the **Flames** which are- Cloud was Ether, Krystal equals Urth/solids, Flow

 equals Air/gases, **Flame** equals Fire equals vapours. Combined with each other, these 5

Page: 196

 you have the **Flame** Command, the Wind Command, the Flows Command, the Krystal Command

Page: 197

 Adam a vapour **flame** layer. Then you would have the Jha-Fa, which is

Page: 198

- be the vapor **flame** or the gas, liquid, fire=vapor flame field If you
 - liquid, fire=vapor **flame** field If you think of a sun body, this would
-

Page: 199

- flame** fields on the outside that are detectable on the D-
-

Page: 207

- our Adam a **flame**, we have our crystal core and we have our door
 - the Adam a **flame** layer here ... if you take this over, this is
 - see this big **flame**? This is the Adam a flame layer for Urtha D-
 - the Adam a **flame** layer for Urtha D-2 physical plane, right?. The Adam
 - The Adam a **flame**, which is only the Adam a number 2- going up
 - they have their **flames** showing all those layers together that gives you the vertical
-

Page: 210

- a (Eternal **Flame** of Divine Fire -vapours/fire) We call upon the
-

Page: 212

- Command #5- **Flame**/Fire Um-ah-UN (12 rounds) E - ta-
-

Page: 214

- Command #5- **Flame**/Fire Um-ah-UN (12 rounds) SouiPsonns E -
-

Page: 221

- invite the Eternal **Flame** of Divine Fire. And what we will do for a
-

Page: 222


- Atomic Adam a **Flame** Inner Light Field. Imagine now as we are standing on
 - is a cool **flame** and a bit more bright than the crystal area where
-

Page: 223


- Atomic Adam a **Flame** Field, we are going to move horizontally to the left
 - 2 Physical Adama **Flame** Light Field that is surrounding Earth's D-2 Solid Core
 - physical Adam a **Flame** Light Field that surrounds the solid core, the iron core
-


Page: 224

- 2 Adam a **Flame** around the solid core. So we're still down in relation
- Atomic Adam a **Flame** Light Field in Urtha's D-2 Eda-5 Lower Aquifer.


 D-1 Adama **Flame** Light Field. As we move into this space, imagine that

Page: 226

 Physical Adam a **Flame** Light Field. So, you're going from the crystal caverns into

 2 Adam a **Flame**, you're also at the same time you're moving through D-


Page: 237

 Adam a photogel **flame** layer or light layer and 3 is the Jha-Fa


Page: 238

 2 Adam a **flame** literally. We are inside- our Rha light field and our

Page: 258

 "Entering the **Flame** of RaShaLAe"-was done in India, I think, the 1st

Page: 260

 which is the **Flame**. And over here, there will be a representation of Wind

Page: 268

 and the Core **Flame**. There are several stages that happen after that and they


Page: 283

 Activation, entering the **Flame** of RaShaLE- not the RaShaLAe, but the RaShaLE. And we

Page: 284

 Adam a Eternal **Flame** The Prayer for Safe Passage to Heaven [CD 3,

 each of the **Flame** Codes, like I explained earlier, just focus your eyes. If

 the Inner RaShaLAe **Flame**. Ok, I'm just going to make a change now and

 encryption- the Core **Flame**. We'll switch to the Rosetta now Now, we finish with


Page: 305

 think about the **flame** layers of anything where we have the blue flame-13,

 have the blue **flame**-13, the gold flame-14, and the violet flame-15,


 13, the gold **flame**-14, and the violet flame-15, these correspond to these


 and the violet **flame**-15, these correspond to these layers. Now this is talking


 and all those **flame** codes that you did induction on. But what happens next?

Page: 310


 **flame** cycle. The first one would be the RaShaLAe flame cycle.


 be the RaShaLAe **flame** cycle. From zero/eight back to nine or one, again,

 we go into **flame** Now, at this point. .. and "flame" means activation


 .. and "**flame**" means activation of the full layer of the core template.

 you burst into **flames** and spontaneously combust. They also refer to these as the


 has the inner **flame** and the core flame After this, there are other things

 and the core **flame** After this, there are other things that happen-they get

Page: 313

 we have the **Flame** Commands, we have the Wind Commands, we have the Flows


Page: 314

 ElorA and AdorA **flames** coming in on it. That's the first expansion. These are

Page: 326

 We have Starseed, **Starflame** Where do all these fit? And what do they have


Page: 327

 called a RaSha **flame** cycle, and this is where they birth out the next

Page: 330

 is called the **Starflame** body. It is known as the Starflame cycle. What's interesting

Page: 341

 of three little **flames** that have to do with the live Eta -Ors,

 with little core **flames** that are right inside of the Nada crystal, that would


Page: 342

 and 15 little **flame** set It's because of that little flame set that the

 of that little **flame** set that the 13, 14 and 15 gates can connect


Page: 354

 the Adam a **flame** core flame level of Urtha. Our light field is actually


 a flame core **flame** level of Urtha. Our light field is actually partially the

 partially the Adama **flame** from the Urtha body. I mean we're walking right around


Page: 369

 you have your **flame** cycle. But that forms a Euyugha, so what is called

Page: 370

 full **flame** body activation in order to "orb" where we activate


Page: 376

 the Adam a **flame** layer in the geleziac Par-TE"-KEi bodies. So as

Page: 377


 the fire water **flame** These 2 pieces of glass are standing up and they

 the fire water **flame** that you've already looked at. That will be the keying


 is a candle **flame** behind it and it's just getting more bright and more

Page: 378


 the fire water **flame**, the aqua, pale aqua colors of the fire water flame,

 the fire water **flame**, and the colors of the small disc that exists in


Page: 379


 the fire water **flame** witness that is in the center of this configuration that

Page: 382


 fire water crystal **flame** So we are going to move through the doorway and


Page: 386


 the fire water **flame** object that you looked at before the meditation- and it's


 of that glass **flame** that you looked at before you went into the meditation.

Page: 387

 look like a **flame** When it is simply at rest around you, it is

 has lovely undulating **flame** effects kind of moving through it This will be something


 the Eckasha shaped **flame** Now when the Orb- um -when the fire crystal

 an Eckasha shaped **flame** So as we get the group Orb back, we are


 collective Fire Water **Flame** Crystal around us and as we go down we are

Page: 388


 that little glass **flame** that we looked at before we went into the meditation,

 hubs of this **flame** What we are going to do now is all come


Page: 417

 5, the StarBorn **Flame** Codes, for those of you who are only accustomed to

Page: 419

 a (Eternal **Flame** of Divine Fire) We call upon the Kristiac Powers of





Page: 423

 the Adama Eternal **Flame** first? Az You might, I'm just following my mylar sequence,



Page: 424

 the Adama Eternal-**Flame**") Commandment E-Na"ka" Ma"jha Ta-UR" E-

Page: 426

 Step-5: StarBorn **Flame** Codes Code Induction Right now I have my sequence I
 following sequence] Inner **Flame** "Rash aLAe Sacred Heart" Encryption Core Flame "Rash
 Heart" Encryption Core **Flame** "Rash aLAe Wing Song" Encryption Code The Yunasai with
 with Inner RashaLAe **Flame** The Rosetta Code The Reuzhetta Inner Elemental Reuta Root Cell






Page: 439

 the Water-Fire **Flame**, Fire-Water Flame. But when that progressively builds in the
 Flame, Fire-Water **Flame**. But when that progressively builds in the RashaLAe structure of


Page: 458

 the Adam a **Flame**. Layer 3 is called the Jha-Fa. Three layers together



Page: 460

 is called the **Flame** Cycle and from the Flame Cycle is born the Seed
 and from the **Flame** Cycle is born the Seed atom, alright. So this is
 is called the **Flame** Cycle which I've detailed in the Sacred Sex workshops and
 you enter a **Flame** Cycle and that is where this one here, see these
 where you enter **Flame** Cycle and Seed atom is the next expansion. But we




Page: 461

 you enter the **Flame** Cycle, went back to the zero point axis which would

Page: 468

 we have the **Flame** Command that is the command of the Vapors or the
 Flows, Wind and **Flame** or Ether, Urth, Water, Air and Fire which would be

Page: 469

 they are the **Flame** Command ... coming down from the top the Flame Command
 the top the **Flame** Command for the Vapors, the Flame or the Fire is
 the Vapors, the **Flame** or the Fire is the smaller version. You have the



Page: 473

 of the Elemental **Flame**, Command Five, on the floor at a point which I'll

Page: 476

 group representing the **flame** in the North. The tones that you will work with

Page: 483

 activate the AdorA **flame** at their cores initiating fertilization of the Rashalons. When the
 the ShAions sound-**flames** vibrate-the 12 Alons (from the 7.5 span 7


Page: 493

 cycles plus the **flame** cycle that leads you up to formation of the Yunasai



Page: 509

 as a little **flame** in the Eiron Point in your AzurA. So, it is



Page: 512

 that hold little **flames** spark, when they spark they create a ManU Spark. So,




Page: 516

 There is this **flame** thing thaL this is the Levitation Flame thing that you
 is the Levitation **Flame** thing that you can go up and down with that


Page: 517

 and activating the **Flame** Bodies and those kinds of things. These are the BIG
 are the BIG **Flame** Bodies. So, I just wanted you to understand a little

Page: 519

 like an Ether **Flame**, so you have a flame there ... the Adam a
 you have a **flame** there ... the Adam a Flame. That is where the
 the Adam a **Flame**. That is where the Adomic races and all of that



Page: 531

 Fire Water Crystal **Flame** that is in the center in this physical room. And


Page: 541


 yana Deane Inner **Flame** "RaShALae Sacred Heart" Encryption © 2006 A"sha-yana &


Page: 542


 with Inner RashaLae **Flame** © 2006 A"sha-yana & A"zha-yana Deane Core Flame
 yana Deane Core **Flame** "RashaLae Wind Song" Encryption Code © 2006 A"sha-yana


Page: 545

 - SE-Da **Flame** Shift Day-4 Axis-4 Monad 12-3-12 StarBud

 Krystallah. Arroraea Central **Flame**, Manu_Azurite Core Crystal & Yunasai God Core The Eckasha-





 Rasha outer Electrical **flame** ,. Ascension Pillar Density Kathara-- Krystar Crystal Acension Capsule .-

 ~ -- • **Flame** ::..._~) ~"! •rl\ S d -~ The MCEO



 ~r . **Flame** // " " , " []/ ... ~

File : [2007_12TribesVol2_scan.pdf](#)
Title : 12 Tribes Volume 2 transcript
Subject : 12 Tribes Volume 2 scan of the binder
Author : MCEO Freedom Teachings
Keywords :

Page: 1

-  Adam a Eternal-**Flame**") Commandment 31 Induction of flame codes
.....
31
-  31 Induction of **flame** codes
.....
31 Sa~~ffi
.....
TI Saturday
-  the Adama Eternal-**Flame**") Commandment 200 StarBorn Flame Codes
.....
201 Lecture
-  200 StarBorn **Flame** Codes
.....
201 Lecture 2
.....
201 Opening


Page: 15

-  formed the inner **flames**, and how that little heart-shaped thing forms within the
-  forms within the **flames** We dealt with that stuff from like Tenerife all the






Page: 27

-  a (Eternal **Flame** of Divine Fire -vapours/fire) We call upon the

Page: 30


-  the inner 1st **Flame**) the opening of the Doorway to the high Inner-Ecka

Page: 31





-  Adam a Eternal **flame** A-Da"-Ma E-TUr-Na Psonn ("Song of
-  the Adama Eternal-**Flame**") Commandment (Repeat entire sequence 3 times) E-Na"-ka"
-  Or" Induction of **flame** codes The Yunasai with Inner RaSh aLAe Flame The [
-  Inner RaSh aLAe **Flame** The [RaSh aLAe] Sacred Heart Encryption The [RaShaLAe]
-  Song Encryption, Core **Flame** The Rosetta Inner Elemental Reuta Root Cell, The Reuzhetta Little

Page: 32





-  to the core **flame**, the wind song. Just repeat the same process over. Going

 the Inner RashaLae **Flame**. Now, just before you go to your coffee break, there





Page: 35

 was. The inner **flames** and the core flames that form from the Krystal Spiral.
 and the core **flames** that form from the Krystal Spiral. The Krystal Spiral actually
 shape of these **flames** as it comes out We compared since Tenerife workshop, we've
 technology. So, these **flames** are built on the Krystal Spiral, the natural Kristiac spiral.





Page: 51

 is the inner **flames** that form that form through all of these Takeyon cycles.
 they form the **flame**, and inside of the flame it forms that inner set
 inside of the **flame** it forms that inner set of flames that are called
 inner set of **flames** that are called the Heart of God. Inside of that



Page: 52

 and complete a **flame** cycle. This is where we get that inner flame with
 get that inner **flame** with the hearts of God shape and the outer flame
 and the outer **flame** The flame formed here and then it shifts up here,
 outer flame The **flame** formed here and then it shifts up here, and pulls


Page: 53

 and the core **flame**, and then the outer flame that forms around it These
 then the outer **flame** that forms around it These are all still structures which
 inner and core **flames** are born. That's where we get into the Rash a
 charge in the **flame** At a certain point, enough charge is built, where we





Page: 61

 is called the **flame** or fire command of the vapors, the flows or waters,
 Wind Command, the **Flame** Command, the Flows Command and the Krystal Command, and at


Page: 75

 but that little **flame** thing that was sitting there. Imagine yourself in one of


Page: 89

 called the Adama **flame** level. On each level you start with a Nada, the
 the Adam a **flame** It is like a photo flame field It's a light
 like a photo **flame** field It's a light field and it's the inner core
 its Adam a **flame** level. That's one of the reasons they call us the

Page: 95

 fancy as the **flame** codes and stuff that Sue can do on, ya know,

Page: 122

 with the Core **Flames** and the Sacred Heart Passages that actually literally activate in

Page: 135


 Dur, the UM **Flame**, the et, the AdorA ... this is when we're singing


Page: 152

 of its interior **flame** And exhale downward quickly and push out at the same


 where the Aqualene **Flame** shaped Krystal expands to be a very large Aqualene colored

Page: 155


 yourself in your **flame** and turn the flame into a Sun and blow it


 and turn the **flame** into a Sun and blow it up to the 5th

Page: 157

 lovely, glowing vapor **flame** that is very easy for our shield to pass through.

Page: 171

 just imagine a **flame**-shaped, pretty, aqua-coloured Sun, but a flame-shaped Sun


 Sun, but a **flame**-shaped Sun around your body when we do this next


 remember what the **Flame** looks like, try to focus on that image . [

Page: 172


 in its form, **flame** form, imagine it here at the AzurA ... inhale and

Page: 175


 it's made of **flame**, very pretty flame, but it's pale gold, it's not aqua


 flame, very pretty **flame**, but it's pale gold, it's not aqua colour at the

Page: 176


 moving pale gold **flames** and what is coming down the tube is what they

Page: 189

 Sacred Heart Inner **Flames** and the other Flame Codes that we have been used

 and the other **Flame** Codes that we have been used before among other things.


Page: 190

 shaped spheres, they're **flame** spheres so and these are chambers that run off them


Page: 195

 a (Eternal **Flame** of Divine Fire -vapours/fire) The MCEO Freedom Teachings

Page: 199

 the inner 1st **Flame**) the opening of the Doorway to the high Inner-Ecka

Page: 200

 the Adama Eternal-**Flame**") Commandment (Mentally Command entire sequence 3 times) E-Na-

Page: 201

 Technique-5] StarBorn **Flame** Codes Code Induction The Yunasai with Inner RashaLae Flame Inner

 with Inner RashaLae **Flame** Inner Flame "RashaLae Sacred Heart" Encryption Core Flame "

 RashaLae Flame Inner **Flame** "RashaLae Sacred Heart" Encryption Core Flame "RashaLae Wind

 Heart" Encryption Core **Flame** "RashaLae Wind Song" Encryption Code The Rosetta Code The


Page: 225


 Command Tones] [**flame**/fire] E-shaw-T A"-T um-Na [krystal/

Page: 227


 Command Tones] [**flame**/fire] E-shaw-T A"-T um-Na [krystal/


Page: 242

 is called a **flame** cycle. This has to do with the currents that are

 and after that **flame** cycle what is called the Yunasai or the first seed


Page: 244


 is called the **flame** cycle where quantum that has been stored in those krystals

 diagrams on the **flame** cycle that shows how these currents split when it keeps


 cycle called a **flame** cycle happens, where the entire thing pulls back into Source,

 there are the **flames** Now these flame shapes, I just want to remind you

 flames Now these **flame** shapes, I just want to remind you briefly about the


 these. See the **flame** shapes, created, yeah, I can't tell. Yeah, the outward going

 go through a **flame** cycle they fully meet up here and they form this


 out as a **flame** shape. Then, they interact with each other and I believe

 is where these **flames** and when we work with the flame codes it's where


 work with the **flame** codes it's where they come from, all right It creates


 there are the **flames**. And this is the image you get when you have

 forms the core **flame** and the inner flame of the Yunasai seed atom and





 and the inner **flame** of the Yunasai seed atom and the Rosetta. The Rosetta

Page: 245





 and the inner **flames**. This is known as the Sacred Heart doorway, and when

 aren't just pretty **flame** shapes drawn; these were built on the specifics of this


 would be the **flame**, you know, the sacred heart passage and there's actually one

 petals on the **flames** within the larger inner flame and the core flame. The
 the larger inner **flame** and the core flame. The core flame is still in
 and the core **flame**. The core flame is still in there too And there's
 flame. The core **flame** is still in there too And there's the sacred heart

Page: 256

 NaVa harmonic photo **flames** spheres of the 5 NaVa and the 5th outer sphere.
 NaVa photo generator **flame** cells. All right, so there are 5 of those All
 replica and a **flame** So, the next one is this. Where you had the
 harmonic NaVa photo **flame** cells, and then the one, the 5th one in the

Page: 257

 four NaVa photo **flame** cells and the 8 NaVA octave cells. These are the





Page: 259

 8 NaVA photo **flame** cells of the RaSha body, after they pull in at


Page: 261

 and vapor commands, **flame** commands. So these were the Commands that you've worked with



Page: 281

 as the UM **flame** We've talked about the UM flame and the divine variable
 about the UM **flame** and the divine variable constant of $3 \frac{1}{3}$ rd
 is the UM **flame** So, this is where we get the divine constant of
 because the UM **flame** sometimes pulls back in and closes and it takes the








Page: 288




 where that UM **flame** pops up, or comes out and gives you that third

Page: 301


 the Ka-LA **flame** begins to spiritualize, and becomes the Ka-LE flame It
 the Ka-LE **flame** It has to do with opening the cores and certain

Page: 323





 see a little **flame**, an Aqualene Fire-Water Flame pop up. That Fire-Water
 Aqualene Fire-Water **Flame** pop up. That Fire-Water Flame will receive the Sala-
 That Fire-Water **Flame** will receive the Sala-4 Solar Keys. So imagine that
 looking at the **flame**, and it's a small flame, like the one that is
 it's a small **flame**, like the one that is in the middle of this
 movements of the **flame** what's inside of the flame shape will begin to pull
 inside of the **flame** shape will begin to pull the Keys off, and they

 spiraling Aqua Blue **Flame** that's in the center They start spiraling through it, making
 running through the **Flame**. It is very reminiscent of the gold, almost holographic effect
 representative of the **flame** that we use here. 32) Now that we have delivered


Page: 347

 is called the **Flame** Shift Cycle and that's when you're going over the SEda

Page: 348

 together in that **Flame** Cycle at Zero Point and it gives enough frequency where
 Spiral and the **Flames**. That gives us the structure for the Flame Codes that
 structure for the **Flame** Codes that we've worked with. Next one please. [Graph]
 we put that **flame** that is formed from the Krystal Spirals, the CW and


Page: 350

 looking at the **flames** how it made a spiral of Kathara grids. This is


Page: 356

 Vapors, or the **Flame**, or Fire Command. And that is the 5th one. That




Page: 359

 the Aqualene Sun **Flame** Field in your field and it makes stuff trying to



Page: 360

 is the Electros, **Flame** Command, or the Fire, the Vapors, Fire-Vapor. And it's



Page: 368

 it creates the **flame**, what I call the flame egg effect. [to Az]
 I call the **flame** egg effect. [to Az] have they seen that? They
 Fire-Water Krystal **Flame**. Is it here? I don't have my glasses on, sorry,

Page: 375

 are just the **flames** and this is kind of like jet propulsion. Literally, you
 you're starting getting **flame**-feet just out of nowhere, either like bursts of sweat-


Page: 376

 got the Core **Flames** and the Inner Flames and all sorts of configurations of
 and the Inner **Flames** and all sorts of configurations of Light Body, field activation,


Page: 386

 with the UM **Flame** and things like that But they said don't worry about


Page: 433

 as if a **flame** is starting to be born in the center of the

 the shield. This **flame** is getting larger and larger. There"s a living flame of

 There"s a living **flame** of glittering rainbow colors, metallic glittering rainbow colors, and it


Page: 449

 the Adam a **Flame** level 2. Our light field here is actually Urtha"s Adam

Page: 463

 with Inner RaShaLAe **Flame** Code The Rosetta Code Reuzhetta- Inner Elemental Reuta Root Cell

Page: 479

 of the core **flames** You have the three -the E-Umbi, the AzurA


Page: 522

 of Aquari Core **Flame** Set" of an EcoushaTA Seed Crystal "figg!ft" Activates


 Activates, the Core **Flame** Set Ascends into Center Krystar Crystal Activating the Krystar Rei-

File : [2007_12TribesVol3_scan.pdf](#)
Title : 12 Tribes Volume 3 transcript
Subject : 12 Tribes Vol Binder scan
Author : MCEO Freedom Teachings
Keywords :

Page: 1

 Field via the **Flame** of KaLA and A-1 0 Event Horizon 184

Page: 15


 that are the **Flame** Holders running that, it would go out through the whole


Page: 41

 the center Amoraea **Flame** of our Cosmos. So that is where we are going

Page: 104


 be the Rajhna **Flame** of the Eckasha-A, so you would have two Rajhna

 have two Rajhna **Flames**, there and 2 there. These would be E-Umbic Flames


 be E-Umbic **Flames** down here. Actually no, they would be Rajhnas too They're

 They're all Rajhna **Flames**. That's right, because the E-Umbis would be facing in


Page: 107

 here that are **flames**. They're, it's like taking, dipping your hand into the Eckasha-

 Eckasha-A Rajhna **Flames** and taking a handful of it, because that is the

 the position those **Flames** are. And we have a micro version of it in

Page: 108


 of the Ra **Flame** on the Eckasha-A level. Now, the Center Flame on

 Now, the Center **Flame** on the Eckasha A level is the Addondra 360. I

Page: 171

 as a Gold **Flame** holder, that's the base ManA electrical. This has something to


Page: 172

 to amp the **Flame** right I know I'm moving into one of those after


 and running Blue **Flame** code that is, you know magnetic central right So fortunately


Page: 176


 it called, the **Flame** of KaLA, in the Core of our Ecka but in

 talked about the **Flame** of KaLA before in earlier teachings about the Light Body


Page: 177

 of the KaLA **Flame** and then through the KaLA Ecka HUB- and this is

 there in the **Flame** of KaLA in the HUB. And they're going to take

 through the KaLA **Flame** into the other side, into the AdorA side and we'll

Page: 180


 Field via the **Flame** of KaLA and A-10 Event Horizon [DVD-R

Page: 182


 here into the **Flame** of KaLA that is in, if you think of our

 to the KaLA **Flame**, **Flame** of KaLA. Oh interesting, it's got one of those

Page: 200

 what are called **Flame** Apprentices and the three apprentices correspond with rings 13, 14


Page: 206

 because a Blue **Flame** can run both Gold and Violet, but it would fry

 running the 3 **Flames** at once because we didn't have the backup of the

 backup of the **Flame** Holders. So, they distribute the load between us. And that


Page: 221

 "Eternal Krystar **Flame**," known as the "Um Flame" This infrasound aspect of

 the "Um **Flame**" This infrasound aspect of the Ascended Eternal Spirit Body, which

 carries the Um **Flame** and it is made of the ma-tA-Ur matter;

Page: 223

 "Eternal Um **Flame**" of the "Um MaT A Body" core and the

Page: 250

 fields, with its **flame**, and it levitates and stuff I can't wait to do

Page: 265

 tiny Aqua-blue **Flame** down in the Earth's Core, NET Earth's Core. And from


 circle with the **flame** at the center What we're going to do now is-


 into that center **flame**, the little Aqua Flame that is at the center of


 the little Aqua **Flame** that is at the center of the shield down in

 intercepted the Aqualene **Flame** at the center of the shield down there, this big

Page: 266

 Chamber. Wow, a **flame** just shot out the front and back of it, cool,

 blue, aqua-blue **flames** Wow, it just went (mimics sound) I could hear

 we're facing the **flame** in the center actually. We're going to each-we're going

Page: 268


 into the Aqualene **Flame** that was left at the center of that shield that

File : [2007_MCEOordinateSystem_scan.pdf](#)
Title : The MCEO Ordinate System
Subject : details related to MCEO ordinations
Author : MCEO Freedom Teachings
Keywords :



Page: 14

 "Dance For" **Flame** Body Activation Techniques © Copyright A "shayana & A







Page: 21

 of the Eternal **Flame**"). It begins with 1st Degree Ordination, where the Initiate-Degree System









Page: 40

 Gold, and Violet **Flames**. These Flames are the three primary sets of Meta-mathematical
 Violet Flames. These **Flames** are the three primary sets of Meta-mathematical coding which

Page: 43

 that the Sacred **Flames** of the Kee-Ra-ShA can be activated
 as 3 little **flames** which exist in the 12th Chakra positioned 6" below the
 feet. The 3 **flames** are PALE BLUE, PALE YELLOW, and PALE VIOLET. 1. Begin
 the three little **flames** held there ... one is PALE BLUE, one PALE YELLOW,
 the PALE VIOLET **FLAME** up from Chakra 12 . . . into the central
 PALE YELLOW-GOLD **FLAME**. Breathe easy. © Copyright A "shayana & A "

Page: 44

 PALE YELLOW-GOLD **FLAME** up from Chakra 12 ... into the central vertical column
 the PALE BLUE **FLAME** ... this FLAME is the INNER ARC of the COVENANT
 FLAME ... this **FLAME** is the INNER ARC of the COVENANT ... Take your
 the PALE BLUE **FLAME** up from Chakra 12 . . . into the central vertical
 the 3 little **FLAMES** together within the 10th Chakra 6" above your Crown Chakra
 the 3 little **flames** enclosed within a SPHERE of PALE SILVER LIGHT ... 10.
 Kee-Ra-ShA **Flames** into your Auric Field. 12. Breathe easy ... Watch as
 Kee-Ra-ShA **FLAMES** rise up your Maharic Pillar and emerge through your 1st

File : [2008-01_EngagingLoadOutWorkshopTranscript_scan.pdf](#)


Title : Engaging the Load Out (workshop transcript)

Subject : Full transcript for FOL '08 workshop

Author : MCEO Freedom Teachings

Keywords :

Page: 10


 would be the **flame** around it and there's all sorts of things that activate

Page: 39


 plus major Gold **Flame** activations, it might. So, anyway we'll talk more about, too,


Page: 51


 have the Amoraea **Flame**, or the Flame of Amoraea. Inside of that, we would

 Flame, or the **Flame** of Amoraea. Inside of that, we would have the Cosmic

Page: 52


 called the Center **Flame**, just like this was in the Amoraea Center Flame, this

 the Amoraea Center **Flame**, this is the Ad-DON-Ora 360 Center Flame. That

 Ora 360 Center **Flame**. That is what we have been using when, "I


Page: 120

 Shield-the Speakers, **Flame** Holders people that are the center of the Shield-they

 on to the **Flame** Codes that would allow you to run the more frequency.

File : [2008-08_Sliders1_scan.pdf](#)
Title : Sliders 1 - Supplement
Subject : Emerging from Darkness, Preparing the Mind for Slide Introductory Atmic
Body Training
Author : MCEO Freedom Teachings
Keywords :

Page: 7

 fire-vapor"" ether-**flame**-vapor Step 11 The 3 Middle-Matter Conscious Crystalline-Electro-

File : [2008-09_Sliders2_scan.pdf](#)
Title : Sliders 2 - Handbook
Subject : Reclaiming the Vessel - Preparing the Body for Slide, Introductory Telluric
Body Training
Author : MCEO Freedom Teachings
Keywords :

Page: 69



 a **Flame** of Truth to light the way Ooh

File : [2008_AttitudesAndResponsibilitiesMastery_scan.pdf](#)
Title : Attitudes & Responsibilities of Mastery - Handbook
Subject : Mastering Enlightenment
Author : MCEO Freedom Teachings - Ashayana Deane
Keywords :






Page: 14

 to activate our **Flame** Bodies and affect the Tribal Shield , because our personal


Page: 46

 Eternal Internal Amoraea **Flame** standing-wave of ManU-Holy Spirit that resides within the
 Spirit Eternal Internal **Flame** is not just a spiritual concept; it is a tangible,


Page: 47

 Eternal Internal Amoraea **Flame** standing-wave of ManU-Holy Spirit that resides within the
 Eternal Internal Amoraea **Flame** standing wave of ManU Holy Spirit that resides within the
 Breathe in the **Flame** and imagine becoming One with the Flame. LTR Statements: I
 One with the **Flame**. LTR Statements: I AM Free now from the Victim-Victimizer
 the Eternal Amoraea **Flame**. I AM a standing wave of ManU Holy Spirit. I

Page: 61

 for Series for **Flame** Body Activation and Shadow Body Healing Techniques The MCEO
Freedom





Page: 63

 Seal and a **Flame** Body activation, or did a Lotus breath now and then.

Page: 66

 and into the **Flame**. The situation radically improved quickly, and in gratitude to the

Page: 90

 can use the **Flames** of Consciousness, the Code Beings, L TRs, Sacred Psonns, and
 Code Beings, the **Flames** of Consciousness, and the Sacred Psonns to co-create a
 hit it 2. **Flames**: Use the image/intention of a high frequency colored Eckasha-
 colored Eckasha-shaped **Flame** as the basis for the protective shields around you. (

Page: 91

 you can substitute **Flame** Body Activation Technique-S, Dial-up Sequence, Krystal River

Prayer,

Page: 92



have completed the **Flame** Body Activation Techniques, then salutations/Seurias are required only if

File : [2008_SacredPERSONNInvocationsARofMastery_scan.pdf](#)


Title : Sacred PERSONN Book

Subject : PERSONNs Invocations and A&Rs


Author : MCEO Freedom Teachings - A"shayana Deane

Keywords :

Page: 2

 Adam a Eternal-**Flame**"0 0 ... oo , 00 ... 00.000.00 ... 00

Page: 7


 a (Eternal **Flame** of Divine Fire- vapours/fire) We call upon the Kristiac


Page: 11

 , life force **Flame** of the Cosmic Fire expressed. In our UNION now and


Page: 16

 now the Eternal **Flame** of Liquid Light- soothing, constant, and forever now embodied. I


 shall carry this **Flame** from this moment forth, transforming with Love and the Power


 carry forth this **Flame** of Liquid Light, bringing forth the Truth, Joy, Love and

Page: 20

 The Eternal Divine **Flame** this I be, always & forever Divine Love, Eternity and

Page: 35


 Ever-radiant Soul-**Flame** of the State of Um-Shaddh-Eie ... D AM?

 the inner 1st **Flame**) the opening of the Doorway to the high Inner-Ecka

Page: 42


 the Adama Eternal-**Flame**" From Step 17C of the Expedited Ta-kEy-on Cycle

Page: 48

 Eckasha-Monad Centre **Flame** in the Eckasha-A Base Shield. Use of the "


File : [2009-05_Sliders4Transcript_scan.pdf](#)
Title : Sliders 4 (workshop transcript)
Subject : Transcript for Sliders 4 Workshop
Author : MCEO Freedom Teachings
Keywords :

Page: 126


 spirals, and the **Flames** that they form, how it fits in with the StarBorn

File : [2009-08_AmentiTeachings_scan.pdf](#)
Title : The Amenti Teachings
Subject : The Amenti Teachings Kathara Team Module Handbook
Author : MCEO Freedom Teachings
Keywords :

Page: 4

 Earth. The Blue **Flame** Staff of Amenti = the portion of the Morphogenetic Field


Page: 7

 of Amenti Blue **Flame** entered back to Earth core in Sphere of Amenti-Halls

File : [2009-08_Sliders5_scan.pdf](#)
Title : Sliders 5 - Handbook
Subject : Essential Alignment, Stardust Flow, Mirror in the Sky & the Orbs of
Aquaferon - Freeing the Body For Slide, Intermediate Telluric Ah-VA"-yas
Body Training
Author : MCEO Freedom Teachings
Keywords :


Page: 5

 Grid Core Template **Flame** -----w Field Biological Atomic Body engages Zer?-~ Field for


 •/f" Electrical **Flame** I / / I/ / .-- I ~ Maharic Pillar

 Magnetic & Electrical **Flames** / ~1.-•~"- -./ " Anti - Gra~ / :

Page: 17

 " ,) **flame** field in response to \ , Eiron Spark Backflow Return

Page: 41

 Body, causing the" **Flame** Fields" of the Ah-yas Field and Atomic Body to

File : [2009-10_Sliders6Diary_scan.pdf](#)
Title : Sliders 6 - Diary
Subject : Sliders 6 - Workshop Diary
Author : MCEO Freedom Teachings
Keywords :





Page: 4








which is the **Flame** of the Krystal

File : [2009-10_Sliders6Transcript_scan.pdf](#)
Title : Sliders 6 (workshop transcript)
Subject : Transcript for Sliders 6 workshop
Author : MCEO Freedom Teachings
Keywords :





Page: 5

-  then the Blue **Flame** of Amenti coming down into the Sphere of Amenti and
 -  with that Blue **Flame** that is supposed to come down and activate it? Because
 -  Because the Blue **Flame** of Amenti or the Staff of Amenti was a piece,
 -  a reversed Blue **Flame** coming down to activate the Race Morphogenetic Field because it
-




Page: 6

-  But the Blue **Flame** of Amenti is going to be coming down into the
 -  now the Blue **Flame** would come down through the Pleiadian Spiral which is aligned
 -  where the Blue **Flame** will finish its descent. I think it's in the upper
 -  where the Blue **Flame**-because it started to come down early and the Beloveds
 -  When the Blue **Flame** releases into a portion of the Sphere of Amenti it
-


Page: 11

-  the reversed Blue **Flame** hits it. So we're going to be shown a bit
 -  the reversed Blue **Flame** Staff of Amenti coming down into the Race Morphogenetic Field
 -  the Silver Seed **Flame**. And that is, just like the Staff of Amenti Blue
 -  of Amenti Blue **Flame** was supposed to come down from Tara, this will come
-



Page: 76





-  what's called the **Flame** of Aurora, or the Flame of Mashaya-Hana. And it
 -  Aurora, or the **Flame** of Mashaya-Hana. And it is literally, just like the
 -  like the blue **flame** of Tara was a piece of Tara's Morphogenetic Field that
-



Page: 101



-  they form the **Flame** thing up there. So we will be getting those on
-

Page: 102

-  they create that **Flame** shift that we talked about back in Light Body days,
 -  talking about the **Flame** Activations and things. So, is there anymore ... what's on
-


-  the Golden-Silver **Flame** of Mashaya-Hana or the Flame of Aurora, whichever. And
 -  Hana or the **Flame** of Aurora, whichever. And literally, this is the Flame of
 -  this is the **Flame** of the Krystal River Host that is coming in and
 -  the reverse blue **flame** that's coming down from Tara. So ... I'll have a
-

-  a living little **flame** in the center, and it's like an aqua flame with
 -  like an aqua **flame** with rainbow colors around it And, it's very, very tiny,
-


-  right, little spikey **Flame** Bodies; there are different level of Flame Body. But this
 -  different level of **Flame** Body. But this one, right which actually would be this
-

File : [2010-01_ElementsOfDiscovery_scan.pdf](#)
Title : The Elements of Discovery - Handbook
Subject : 15 Dimensional Anatomy, Exploring the God Worlds, Cosmic Clock, Gifts of the KRYSTHL River Prayer
Author : MCEO Freedom Teachings - Kathara Team
Keywords :




Page: 3

 ·A Twin **Flame** Systems
70 StarFire and the Hub




Page: 4

 Activation- Entering the **Flame** of RA'sha'LE 78
AdonA




Page: 12

 the Eckatic Blue **Flame** D-13 Primal Ray, from which the other two Primal
 the Polaric Gold **Flame** D-14 Light Field current and the Triadic Violet Flame
 the Triadic Violet **Flame** D-15 current. 4 See Exploring the God Worlds section




Page: 13

 Eckatic level- Blue **flame** b. Polaric level -Gold flame c. Triadic level- Violet
 level -Gold **flame** c. Triadic level- Violet flame 2. Kee-Ra-ShA- Primal
 Triadic level- Violet **flame** 2. Kee-Ra-ShA- Primal Light Fields a. D-13-


Page: 31

 is the Blue **Flame**, which equals the first dimensionalized expression of Source. The second
 Pale Yellow-Gold **Flame** at 0-14, and the third expression is the Violet
 is the Violet **Flame** at 0-15. The higher dimensions have less density. Density-

Page: 32

 forms the Violet **Flame** Field where sound becomes light; first sound vibration, then light.
 nonpolarized field). These **flame** fields are not columnar flames but spherical , and
manifestation
 are not columnar **flames** but spherical , and manifestation is taking place within them.

Page: 33


 Consciousness; the Eternal **Flame**. It exists within you and also surrounds the entire universe,

Page: 39

 something called the **Flame** Body. When you do this on the Veca Gate levels

 building of the **Flame** Body and progressive activation of the DNA and the Merkaba

Page: 44

 Stand ing Wave **Flames** of: - The Ec-Ka-Sha Force God-Source Trinity ManU

Page: 45

 the Ecka Eternal **flame**. Following the Cosmic Kathara Grid Program, the 12 Reuche Scepter

Page: 46


 Ecka ManU Eternal **Flame**, to emerge through the . ManU Window to form a

 Ecka ManU Eternal **Flame** is known as the Heart of God, as it circulates


 the Ecka ManU **Flame**-the 12 Reuche Scepter Pillar Columnar Waves bend toward the

 Ecka" Eleroyal ManU **Flame** collectively called the 12 Reuche Scepter Arcs.
CosmicCoreScularS""ridingWave The

 the Ecka ManU **Flame**, to form 12 rotating scalar standing columnar wave discs of


 Central Ecka ManU **Flame**. ~::~! ~::~~::~!"a!2~::~~::~::~::~~::~~::~~::~: "Path of We

Page: 47


 the Ecka ManU **Flame** separates the counter-clockwise rotating or contracting EirA currents from

 the Ecka ManU **Flame**. These are held together and interwoven through the Amoraea Shield.

 the Ecka ManU **Flame**, sending it towards the center point ManU Window creating a

 point Ecka ManU **Flame**, creating a positive electrical current. The synchronized perpetual rotation of

Page: 48

 the Ecka ManU **Flame** at the Reuche Center, a perfectly balanced spinning electromagnetic force

 the Ecka ManU **Flame**, ManU Window Reuche Center Point or Zero Point. They create


 the Ecka ManU **Flame** Zero Point within the center of the Amoraea Radial Body

Page: 49




 Ecka ManU Eternal **Flame**. This causes the Ecka ManU Flame scalar columnar standing wave

 the Ecka ManU **Flame** scalar columnar standing wave to expand outward from within itself,


Page: 51

 Krystallah, Amoraea Central **Flame**, Manu-Azurite Core Crystal & Yunasai God Core " 4

Page: 54

 holds the ManU **Flame**, which is the window through which there is always a
 within the ManU **Flame** is essential in order to allow for open circulation of
 downstepping, the ManU **Flame**, which is within the 13th Center Pillar, replicates itself and

Page: 57


 Veca Code and **Flame** Body Technologies. The merging of our Radial Bodies began to

Page: 59

 Monadic Center Point **Flame** and into our Harmonic Shield. This in turn expands our


Page: 60

 is the Center **Flame** of Amoraea, which is where the Ecka current spirals out

 Veca. The Ecka **Flame** spirals out as a full 360 degree thrust quotient. It

Page: 62

 its Monadic Center **Flame** into the Harmonic Cosmic Clock · One "12 Cycle"


 the Monadic Center **Flame** is a flash line sequence that carries the Base Pulse

Page: 68

 to the Ecka. **Flame** Body Activation started the process of releasing the Star Crystal

Page: 69

 the Universal Krist **Flame** Body. This allowed life forms protection within the Golden Fleece

 13th Pillar Amoraea **Flame**) during the intense frequencies released in Hetharo/Hethalon of 2003.

Page: 70

 ·A Twin **Flame** Svstems We have a Parallel Eckasha/Ecka System within a


 A Ecka Center **Flame** and the Parallel Ecka/Eckasha has the Le-AdOR-A


 AdOR-A Center **Flame**. These two flames are Twin Flames. Our Le-eTOR-A

 Flame. These two **flames** are Twin Flames. Our Le-eTOR-A holds the base

 flames are Twin **Flames**. Our Le-eTOR-A holds the base electric charge and

 of the Twin **Flames**. We have a Hub System, comprised of the Inner Domain

 with the Center **Flame** within the Eckasha-A Base Shield, move through the Center

 through the Center **Flame** and flip to the Parallel Eckasha System on the other


Page: 71

 through their Center **Flames**. This expedited flip to the parallel system on the other

Page: 78





 - Entering the **Flame** of RA'sha-LE The RA-sha-EL is

Page: 85

 a (Eternal **Flame** of Divine Fire- vapours/fire) We call upon the Kristiac

File : [2010-01_FOL10_scan.pdf](#)
Title : FOL 2010 - Handbook
Subject : AmorAea KRYSTHL Temples, the Monadic Passage, and Galactic Spiral Alignments Aquafereion Shield Stardust Blue Transharmonic AmorAea Merkaba Activation 1
Author : MCEO Freedom Teachings - Ashayana Deane
Keywords :

Page: 1


-  810. 018 Aton **Flame** Cycle. Organic Axis-7 Edon-172 Organic Eternal Life Krystal
 -  (20,736) to **Flame** Shift Cycle & Yunasai blr1h The MCEO Freedom Teachings®
 -  0 with Aton **Flame** Shift Cycle. @ The Krystal Spiral Eckashi Expansion Flows emerge
 -  through the "**Flame** Shift Cycle" (which starts "Round-2") to birth
-

Page: 7


-  "Standing Wave **Flame** Field" * After birth of the Yunasai Round-2 Axis-
-

File : [2010-04_CamelotInterview_scan.pdf](#)
Title : Camelot Interview - Handbook
Subject : Diagram pack for Camelot Interview
Author : MCEO Freedom Teachings - Ashayana Deane
Keywords :

Page: 9

 Krystalla, Amoraea Central **Flame**, Manu_Azurite Core Crystal & Yunasai God Core 5. 4.


Page: 19

 Coronosphere vapor- "**Flame**" (fire) #3 =So/ids/Crystal in the

Page: 52


 in AmorAea Center **Flame** V-8""-. I V-5 V-10 I (D)

Page: 73


 Small D-1 **Flame** Petals Background behind petals "Starburst" ----t effect with

File : [2010-04_MakersOfWings_scan.pdf](#)
Title : Makers of Wings and Other Things - Handbook
Subject : The Orbs of Ah-SA-yas, Planes of Aurora, Ancient Arrows, Planetary Mirror Ball and the Hidden Cities of Earth
Author : MCEO Freedom Teachings - Ashayana Deane
Keywords :

Page: 3

 Coronosphere vapor- "**Flame**" (fire) #3 =Solids/Crystal in the Rings

Page: 4

 Coronosphere vapor- "**Flame**" (fire) Rings(13)Kha,(14) Tha, and(15)Ra

Page: 6

 ~-Adama \\~**Flame** Field 6 Atmosphere - - - - -

File : [2010-05_Sliders7Diary_scan.pdf](#)
Title : Sliders 7 - Diary
Subject : The Lands of Wha, Mirror Mapping, the 3 Paths of the KRYST and the Wha-YA"yas Masha-yah-hana Adashi Adepts - Workshop Diary
Author : MCEO Freedom Teachings
Keywords :

Page: 3




activating the Transcendental **Flame** ofWha-LA"-yah, the Window ofWha Field within the Mirror,

File : [2010-05_Sliders7_scan.pdf](#)
Title : Sliders 7 - Handbook
Subject : The Lands of Wha Mirror Mapping, the 3 Paths of the KRYST and the Wha-YA-yas Masha-yah-hana Adashi Adepts
Author : MCEO Freedom Teachings
Keywords :

Page: 3


 vapor - "**Flame**" (fire) Rings (13) Kha, (14) Tha, and


Page: 11


 activating the "**Flame** of Wha-LA-yah"). Activating your DN-5 Wha-Yah


 Body, and the **Flame** of Wha-LA-yah: i) Stand several feet away from your


Page: 12


 violet-blue Eckasha **Flame** about 3 inches high and centered around Chakra-4. This


 called the Transcendental **Flame** of Wha-LA-yah. Exhale gently and breathe normally. v)


 deeply from the **Flame** of Wha-LA-yah at your Heart Chakra, using the


 replica" of the **Flame** of Wha-LA-yah upward and into your 7th (


 base of the **flame** sitting in your pineal brain center. Hold for a moment


 push another replicate **Flame** of Wha-LA-yah downward and into the center of


 observe the 3 **Flames** of Wha-LA-yah-the 1st at the Heart Center


 firmly into the **Flame** of Wha-LA-yah at Heart Chakra-4, using the

 draw the top **flame** at Crown Chakra-7 downward, and the bottom flame at

 and the bottom **flame** at Sacral Chakra-2 upward, merging the 3 Flames of




 merging the 3 **Flames** of Wha-LA-yah within the Heart Chakra. Hold at

 of Wha-LA-yah **Flame** Current simultaneously outward, through the "6 directions" of your





 observe that the **Flame** of Wha-LA-yah has expanded far out into your

File : [2010-08_Sliders8_scan.pdf](#)
Title : Sliders 8 - Handbook
Subject : Awake, Aware, and ALIVE in the Lands of Aah, The Sea of Ah-Yah, Eternal Stream of Ah-Yah-YA the Covenant of Ah-Yah-Rhu and Eternal Dream Fields of the ONE, Preparing the Body for Slide - Advanced Level
Author : MCEO Freedom Teachings
Keywords :






Page: 1

-  1 / Blue **Flame** Holder Contract. Related events 1997–1998: GA-MCEO provide CDT-
 -  2 / Gold **Flame** Holder and MCEO Speaker-3 / Violet Flame Holder Contract
 -  3 / Violet **Flame** Holder Contract commissions; appointments transferred to Senior MCEO Councils 9/
-

Page: 2

-  Lectures: Awakening the **Flame** of Orion; Five Lectures: (1) Activating the Giza Complex;
 -  Keepers of the **Flame**; (4) The Pharaonic Code: Ancient Schools of Ascension; (
 -  2 / Gold **Flame** Holder and MCEO Speaker-3 / Violet Flame Holder Contracts
 -  3 / Violet **Flame** Holder Contracts to Senior MCEO Councils after original 2 appointments
-



Page: 7

-  Apprentices; the Blue **Flame** Apprentice, the Gold Flame Apprentice and the Violet Flame Apprentice.
 -  Apprentice, the Gold **Flame** Apprentice and the Violet Flame Apprentice. When the Kryst Councils
 -  and the Violet **Flame** Apprentice. When the Kryst Councils Adashi-Adepts agree that the
 -  the Adama Eternal **Flame**; activates and draws in the Adama Ring-2 Flame-field
 -  Adama Ring-2 **Flame**-field of Earth's Rasha Body Core; used for work
-


Page: 9

-  described above; 3. **StarFlame** -3 Cycle, Middle-Domain Sha-LA' Eyugha-3 Time
-


Page: 12

-  Takeyon Cycles/ —**Flame**-Shift Cycles//Octant-7 Cycles of the organic Krystar Evolution
 -  Expansion Cycle, the **StarFlame**-3 Middle-Domain Edons, the UmShaddh-EieMiddle Seed-Atom, and
-

Page: 23


-  A Level Ra **Flame** activation) *1/5-7/2008 GA Upstep-7A to
-

Page: 24

 Field via the **Flame** of KalA & the A10 Event Horizon. (Corresponding MCEO


Page: 33

 now-reversed Blue **Flame** Staff of Amenti, and the 2012 implications for the race

 2) Golden-Silver **Flame** of Aurora Pick-up Journey, the Flame of the Krystal


 up Journey, the **Flame** of the Krystal River Host; (3a, 3b) Trans-harmonic


Page: 37

 Activating the Transcendental **Flame** of Wha-LA¹-yah, D. Activating the Window of Wha


File : [2010-10_Sliders9_scan.pdf](#)
Title : Sliders 9 - Handbook
Subject : The Flame of CosMAyah, Mayan Mother Matrix & Luminary Body
Activation, Advanced Spiritual Body Training
Author : MCEO Freedom Teachings
Keywords :

Document Metadata


 Subject: The **Flame** of CosMAyah, Mayan Mother Matrix & Luminary Body Activation, Advanced

 Found 1 instance(s) in additional metadata


Page: 2

 Matrix and the **Flame** of Cos-MA"-yah

Page: 15


 Cos-MA"-yah **Flame** Anchor site 1st 1f3rd) 3. Playa del Carmen (Yucatan


 MA-yah Pillar **Flame** of Cos-MA"-yah II. "India Matrix" - Tara-

 2nd 1J3rd of **Flame** of Cos-MA"-yah III. "Bora Bora I Tahiti

 3rd 1J3rd of **Flame** of Cos-MA"-yah Each of the T ara-KEi-

Page: 17


 Matrix and the **Flame** of Cos-MA" -yah A. The Central "Flame

 The Central "**Flame** of Cos-MA"-yah" progressively enters & anchors within the


Page: 18

 Blend Wave & **Flame** of Cos-MA-yah put on-line with Gravitron &

Page: 22


 Alignment) The Planetary **Flame** of Cos-MA-yah will anchor through the Milky Way

Page: 25

 Cos-MA"-yah **Flame** Pillar 3/3 Cos-MA"-yah Rame P~lar The

Page: 26


 Cos-MA"-yah **Flame** DN-1 Consciousness Field) **Introduction to the Ephemeral Vehicle-

 Cos-MA"-yah **Flame**. 0 It forms a Density-1 "double 3-dimensional"

Page: 34


 Cos-MA-yah **Flame** DN-1 pure consciousness field) A- The #2 Luminary

Page: 36


 Cos-MA"-yah **Flame** Pillar 3/3 Cos-MA"-yah Rame Pillar The MCEO

File : [2011-04_ShA-DahL-UUN13Virtues_scan.pdf](#)
Title : ShA-DhaL-UUN 13 Virtues - Handbook
Subject : The ShA-DhaL-UUN Rite, 13 Virtues and the Shores of Ah-MA-ya-san,
Planetary Mirror in the Sky Activation 1
Author : MCEO Freedom Teachings - Ashayana Deane
Keywords :


Page: 9

 through the Eternal **Flame** of the Cos-MA"-yah. Access to the "Wheel

Page: 33

 Cos-MA"-yah **Flame**) frequencies of the Luminary Body with organic frequencies of the


Page: 34

 Cos-MA"-yah **Flame**) frequencies of the Luminary Body with organic frequencies of the

 Cos-MA-yah **Flame** DN-1 pure consciousness field} When the Luminary Body Crystallizes,


 MA" -yah **Flame** called Cosma within the Blood. Bone & Tissue of the

Page: 48

 Body Training, The **Flames** of Cos-MA-yah, Mayan Mother Matrix & Luminary Body

File : [2011-05_Sliders10_scan.pdf](#)
Title : Sliders 10 - Handbook
Subject : Return of the Sacred Butterfly, Te, Chi, & the DhA-Ya-Tei, Ultimate Desire, DhA-Ya-fication of the Vessel, Eternal Identity & the Adept Mind
Author : MCEO Freedom Teachings
Keywords :

Page: 9

 embodied "Density **Flame** Point" known as the "E-Umbi" (between top

Page: 15

 moment. Awakening the **Flame** of DhA- Silver Seed Activation-1 41. Inhale slowly, deeply

Page: 22


 Rashallah 20,736 Alan **Flame** Cycle 1st Creation Point "" Adon-144 and each Ecka-


Page: 46

 DhA-Ya-TEi **Flame** within the Aya Silver Seed Crystal. Purpose: During this Technique-


 the "Living **Flame** of Kha-SteiiA". The Flame of Kha-Steii-A is

 Kha-SteiiA". The **Flame** of Kha-Steii-A is a standing-wave of eternal

 of the "**Flame** of Kha-Steii-A" within the Aya Silver Seed Crystal

 the Living "**Flame** of Kha-Steii-A" ignite within your Silver Seed, and

Page: 52

 Technique-6B "**Flame** of Kha-Steii-A" activation within the Silver Seed Crvstal

File : [2011-05_SteppingIntoConscAscension_scan.pdf](#)
Title : Stepping into the Consciousness of Ascension
Subject : Katharaa Team Module Handbook
Author : MCEO Freedom Teachings
Keywords :





Page: 5





to activate our **Flame** Bodies and to affect the Tribal Shield, as we heal

File : [2011-08_Sliders11_scan.pdf](#)
Title : Sliders 11 - Handbook
Subject : Time Tan-Tri-A-Jha Doorways and the Silver Seed Temple, Pods of Creation, Sa-MA-ya Water Command and Mirror in the Sky Activation Level-3 (Physical Body Adept Training)
Author : MCEO Freedom Teachings
Keywords :



Page: 8

-  Cos-MA-yah **Flame** Vapor Eta-ur "Ether" non-substance field of consciousness
 -  Cos-MA-yah **Flame**. When a Space-Time Coordinate in any domain field has
 -  Cos-MA-yah **Flame** Field and Ah-yah-YA "Dream Stream" frequency spectra,
 -  Cos-MA-yah **Flame** and Ah-yah-YA Frequency Spectra a new set of T
-


Page: 9

-  MA-yah Blue-**Flame** Fire-Water Crystal; it is also often referred to as
 -  Cos-MA-yah **Flame** and Ah-yah-YA frequency spectra for DhA-ya-TEi
-


Page: 13

-  Matrix and the **Flame** of Cos-MA"-yah A. The Central "Flame
 -  The Central "**Flame** of Cos-MA"-yah" progressively enters & anchors within the
-


Page: 14

-  , ;:-& Aton **Flame** Cycle The Rasha Body Na-VA-Ho Prana Exchange Cycle
-



Page: 23

-  Cos-MA"-yah **Flame** Pillar 3/3 Cos-MA"-yah Rame P~lar MCEO
-


Page: 24

-  Cos-MA"-yah **Flame** Pillar 3/3 Cos-MA"-yah Rame Pillar MCEO Freedom
-

Page: 27

-  MA-yah Blue-**Flame** Generator • 1st 3-point "Flame Merger" of T an-
 -  3-point "**Flame** Merger" of T an-T ric Twins (forms standing-wave
-


Page: 29

-  Rear 4 FireWater **flame** hearths (2 shown) Ma-sha-ya-hana Prayer Salons
-


Page: 30

 MA-yah Blue-**Flame** Pillar Generator Krystal Lake with huge Crystal-silver Waterfall that

Page: 31

 Cos-MA"-yah **Flame** Anchor site 181 113rd) 3. Playa del Carmen (Yucatan



 MA-yah Pillar **Flame** of Cos-MA"-yah II. "India Matrix"- Tara-KEi-

 2rx1 113rd of **Flame** of Cos-MA"-yah III. "Bora Bora I Tahiti



 3rd 113rd of **Flame** of Cos-MA"-yah Each of the Tara-KEi-Ti

File : [2012-01_Sliders12Pt1_scan.pdf](#)
Title : Sliders 12 Part 1 - Handbook
Subject : Externalization of the KRYST, Secrets of the Tan-Tri-A"Jha, The 7 Suns of Cos-MA-yah, Keys of Aden, Budding of the Lotus Seed and Plasma Body Initiation
Author : MCEO Freedom Teachings
Keywords :


Page: 8

-  Matrix and the **flame** of Cos-MA" -yah A. The Central "Flame
 -  The Central "**Flame** of Cos-MA"-yah" progressively enters & anchors within the
-

Page: 15

-  o1 Aquan Coce **Flame** Sef o1 an EcoushaTASeed Crystal J".m"" Adivates the Ecousha
 -  lthe Core **flame** Set Ascends Center Ktyslar Crystal Activati lthe Ktyslar R~ (
-




Page: 24

-  12 Core Command **Flame** Runners & 144 Primary Place Holders (12 on each
-

Page: 25


-  12 Core Command **Flame** Runners & 144 Primary Place Holders (12 on each
-

Page: 26







-  sets) Elemental Command **Flame** Runners of Shield (Core Command Teams are "Phim
 -  12 Core Command **Flame** Runners: Each density Shield has 12 Elemental Core Command Flame
 -  Elemental Core Command **Flame** Runners. 144,000 Secondary Place Holders Each of the 12 "
-

File : [2012-04_Sliders12Pt2_scan.pdf](#)
Title : Sliders 12 Part 2 - Handbook
Subject : Externalization of the KRYST, Secrets of the Tan-Tri-A"Jha, Dueling Plasmas, the 15th Bridge, Myotic Awakening, the 7 Stands of the KRYST-Host Fail Safe & Fail Safe Stand 2
Author : MCEO Freedom Teachings
Keywords :



Page: 2

 Matrix and the **Flame** of Cos-MA"-yah 34 Precession of the Aurora Earth



Page: 26

 RhAyas: (core **flame** Myotic D-Span Star Gate portals) known as "flame
 known as "**flame** passages" between the Cos-MA."-yah Myotic Planes & DhA-
 Plasma Liquid-Sound" **flames** from the Cos-MA."-yah Myotic Plane into the Cos-
 Eckasha-Aah Core **Flame** B. 2m Eternal Eye of RhAyas: opens to Ah-LA"-
 Eckasha-Aah Core **Flame** C. 3 rd Eternal Eye of RhAyas: opens to KUMA-
 Eckasha-Aah Core **Flame** II. "The Shield of AL-Hum-Bhra": Activated 4/

Page: 34


 Matrix and the **flame** of Cos-MA"-yah A. The Central "Flame of
 The Central "**Flame** of Cos-MA" -yah" progressively enters & anchors within

Page: 38

 Myotic Chambers) "**Flame** of AL-Hum-Bhra" Myotic Flames © A&A Deane,
 Hum-Bhra" Myotic **Flames** © A&A Deane, All Rights Reserved; Part of the

File : [2012-08_TreasuresOfTan-Tri-Ahu-ra-handout_scan.pdf](#)
Title : Treasures of the Tan-Tri-Ahu-ra - Handout
Subject : Gate Walkers, Wave Runners and Star Riders of the KRYSTHL River Host
Author : ARhAyas Productions - E"Asha Ashayana
Keywords :

Page: 19








 Matrix and the **flame** of Cos-MA"-yah \ \ I "'

File : [2012-12_13DaysOfKRYSTHLmass_scan.pdf](#)
Title : 13 Days of KRYSTHLmass
Subject : Details about FOL post-Dec 2012 workshop
Author : ARhAyas Productions
Keywords :






Page: 2

 Sun-8, Planetary **Flame** of ARhAyas, Planetary Silver-Seed Awakening, ARhAyas Cosminyahas
Planetary Silver-

Page: 3

 Arcs of ARhAyas" **Flame** Fields (full spectrum Sun-8 Core Plasma Stream Flow
 Plasma Stream Flow **Flame** Fields from the Sun-8 ARhAyas Island DhA-yah-TEi
 Igniting the Planetary **Flame** of ARhAyas" and the "Planetary Silver-Seed Awakening"
activations.
 ng the Planetary **Flame** of ARhAyas & Planetary Temple of ARhAyas Activation: The Planetary
 Activation: The Planetary **Flame** of ARhAyas is a Sun-8 Plasma-Flame Field that
 Sun-8 Plasma-**Flame** Field that anchors and expands outward from its center anchoring
 Sun-8 Plasma-**Flame** Field

Page: 4





 Earth. The Planetary **Flame** of ARhAyas Field brings the Templar"s of both Median Earth
 S). The Planetary **Flame** of ARhAyas anchored and ignited in the Temple of ARhAyas
 motion smaller "**Flame** of ARhAyas" activations within the entire AI-Hum-Bhra Cathedrals
 of the Planetary **Flame** of ARhAyas fulfilled vaporization of PCM Net Earth"s Metatronic Seed
 1212612012. Once the **Flame** of ARhAyas activated with Median and Net Earth"s Temple of

File : [2012-12_AgeOfEnlightenmentChartpack1_scan.pdf](#)
Title : Dawn of the Age of Enlightenment - Chartpack 1
Subject : The Dance of ARhAyas, RAI Talisman Codes, KRYSTHL Spire of AL-HumBhra and Aurora Ascension Earth Stand 7
Author : ARhAyas Productions
Keywords :



Page: 4

 Arcs of ARhAyas **Flame** Fields opens The AL - Hum - Bhra Passages between

Page: 15

 "Igniting the **Flame** of ARhAyas" (Sun-8) Activation 1. The "Eternal
 The "Eternal **Flame** of ARhAyas" (Sun·S Plasma Flame), first anchors
 ·S Plasma **Flame**), first anchors & ignites In the "Temple of ARhAyas"
 the ., I **Flame** of ARhAyas within the I AL·Hum-Bhra Cathedrals

Page: 16











 -- Once the **flame** of ARhAyas expands around the planetary AL-HumBhra cathedral network
 8 through the **flame** of ARhAyas, & anchors at the center of AL-1

File : [2012-12_AgeOfEnlightenmentChartpack2_scan.pdf](#)
Title : Dawn of the Age of Enlightenment - Post Workshop Dispensation
Subject : 13 Days of KRYST-mass and the Planetary Silver Seed Awakening
Author : ARhAyas Productions, E"Asha Ashayana
Keywords :

Page: 1

 Sun-8, Planetary **Flame** of ARhAyas, Planetary Silver-Seed Awakening, ARhAyas Cosminyahas
Planetary Silver-

Page: 2





 Arcs of ARhAyas" **Flame** Fields (full spectrum Sun-8 Core Plasma Stream Flow
 Plasma Stream Flow **Flame** Fields from the Sun-8 ARhAyas Island DhAyah-TEi Planes
 Igniting the Planetary **Flame** of ARhAyai" and the "Planetary Silver-Seed Awakening"
activations.
 Igniting the Planetary **Flame** of ARhAyas & Planetary Temple of ARhAyas Activation: The
Planetary
 Activation: The Planetary **Flame** of ARhAyas is a Sun-8 Plasma-Flame Field that
 Sun-8 Plasma-**Flame** Field that anchors and expands outward from its center anchoring
 Sun-8 Plasma-**Flame** Field Encapsulation around both Median Earth and Net Earth. The
 Earth. The Planetary **Flame** of ARhAyas Field brings the Templar"s of both Median Earth
 8). The Planetary **Flame** of ARhAyas anchored and ignited in the Temple of ARhAyas
 motion smaller "**Flame** of ARhAyas" activations within the entire Al-Hum-Bhra Cathedrals
 of the Planetary **Flame** of ARhAyas fulfilled

Page: 3





 1212612012. Once the **Flame** of ARhAyas activated with Median and Net Earth"s Temple of

File : [2012-12_AgeOfEnlightenment_scan.pdf](#)
Title : Dawn of the Age of Enlightenment - Handbook
Subject : The Dance of ARhAyas, RAI Talisman Codes, KRYSTHL Spire of AL-HumBhra & Aurora Ascension Earth - Stand 7
Author : ARhAyas Productions - E"Asha Ashayana
Keywords :

Page: 11

-  Arcs of ARhAyas **Flame** Fields 0 From M31 to Milky Way (Procyak Matrix)
 -  simultaneously ® "**Flame** Burst" Sun-8 plasma flames. The 5 Flames next unite
 -  Sun-8 plasma **flames**. The 5 Flames next unite at the tips & send
 -  flames. The 5 **Flames** next unite at the tips & send out a plasma
-

Page: 22


-  "Igniting the **Flame** of ARhAyas" (Sun-8) Activation 1. The "Eternal
 -  The "Eternal **Flame** of ARhAyas (Sun-8 Plasma Flame), first anchors and
 -  Sun-8 Plasma **Flame**), first anchors and ignites in the "Temple of ARhAyas"
 -  will ignite the **Flame** of ARhAyas within the AL-Hum-Bhra Cathedrals Network, Vaporizing
-

Page: 23


-  Complex Once the **flame** of ARhAyas expands around the planetary AL -HumBhra Cathedral
-

File : [2012_MCEOarticles_scan.pdf](#)
Title : MCEO Articles
Subject : Compilation of Articles publically available from the MCEO
Author : MCEO Freedom Teachings
Keywords :


Page: 8

 for • Blue **Flame** Meditation preparing the Chakra system to receive energies from higher

Page: 9

 called the Blue **Flame**. It represents the frequency patterns of the portion of Tara's


Page: 11


 the Universal Krist **Flame** Body (Re: "Dance for Freedom" Program).


Page: 12

 within the Universal **Flame** Body. This specialized Shield Program allows portions of a Shield

 Pillar Eternal Amoraea **Flame**". When the Arc of the Covenant Shield Program is activated,

 Eternal Amoraea Central **Flame**. The sealed Shield-portion is energetically held separate from, while

 the Universai-Veca **Flame** body upon entry of the "12 Commandment" Codes of


 and within the **Flame** Body allows the matter forms "Wearing the Golden Fleece"

 the sealed Shield, **Flame** Body and entirety of the matter form Once ensconced within


 Pillar Eternal Amoraea **Flame**. The Arc Zone was created by Emerald Covenant races to


 Pillar Amoraea Center **Flames**". The Arc Zone forms a simulated Azur-A point at

Page: 13

 eTOR-A Amoraea **Flame**. Anchoring this frequency has activated a Base 3 Arc system,

Page: 14



 Double Eckasha-Aah **Flame** Body activation (level of the Krist). As long as

 dispensation of Advanced **Flame** Body Activation Technologies. The Flame Body Technologies, now offered in

 Activation Technologies. The **Flame** Body Technologies, now offered in the Maharata Texts-Level-3

 the natural personal **Flame** Body field via expedited personal Shield activation. The Arc Seal





Page: 15

 you have begun **Flame** Body Activation techniques- it will initiate Flame Body "Golden
 it will initiate **Flame** Body "Golden Fleece" activation in your personal Shields regardless.



Page: 33

 Sequences of the **Flame**-keeper Melchizedek Cloister Priests. Indigos Types 1 and 2, who



Page: 54

 Atoms & the **Flame** of Amoraea Nothing exists outside of God or Source. Everything
 energy called the **Flame** of Amoraea, the Eternal Flame of Divine Love. The Kristos
 Amoraea, the Eternal **Flame** of Divine Love. The Kristos Seed Atom, which houses this
 which houses this **Flame** of Amoraea, is known as the Centre Point of all


Page: 56

 internal, eternal Amoraea **Flame**. This Flame of Divine Love resides at the centre of
 Amoraea Flame. This **Flame** of Divine Love resides at the centre of the personal

Page: 62

 of the Amoraea **Flame**. Every creation comes into manifestation at a certain level of
 energy is the **Flame** of Amoraea, or 13th Pillar. The 13th Pillar would burst

Page: 84

 for Freedom -**Flame**-Body Techniques." Also thanks to the artists who have created,

Page: 95

 activation of the **Flame** Body, in preparation for biological ascension. Each time we work

File : [2013-05_WatersOfE-LAI-sa_scan.pdf](#)
Title : The Waters of E-LAI-sa - Handbook
Subject : Tan-Tri-A"ra Chismatic Self-Healing Level 2, The E-LAI-sian Seal and the 8-step E-LAI-sian Encoding Process
Author : ARhAyas Productions, E"Asha Ashayana
Keywords :

Page: 6

 11Anchoring the Eternal **Flame** of E"LAI-sa" (E"LAI-sa Krystar Seed Crystal Flows;

Page: 9

 Cos-MA-yah **Flame** DN-1 pure consciousness field) The Chismatic Field is the


Page: 10

 Cos-MA-yah **Flame** DN-1 pure consciousness field) Ill. Tan-Chi"-Ti M<>

Page: 11

 The **Flame** of E"LAI"-sa Carries the "Krystar Core-Plasma Flows":


Page: 12

 Tonal Sequence Amplifies **Flame** of E"LAI-Sa Activation and Expedites Chismatic Healing Ari-Yon-

Page: 22

 The **Flame** of E"LAI"-sa Carries the "Krystar Core-Plasma Flows":

Page: 23

 Tonal Sequence Amplifies **Flame** of E"LAI-Sa Activation and Expedites Chismatic Healing Ari-Yon-

Page: 24

 Anchoring the Eternal **Flame** of E"LAI-sa" (E"LAI-sa Krystar Seed Crystal Flows;

Page: 28

 Cos-MA-yah **Flame** DN-1 pure consciousness field) The Chismatic Field is the

Page: 29

 Cos-MA-yah **Flame** DN-1 pure consciousness field) Ill. Tan-Chi"-Ti Membrane:


Page: 35




LAI-sa Plasma-**Flame** radiation field around the Blueprint of the existing Neuron/Axon.

 E-LAI-sa **Flame** radiation field then permeates the existing neuron/axon Blueprint, makes

Page: 36

 LAI-sa Plasma-**Flame** radiation field surrounding the Blueprint of each of the existing


 LAI-sa Plasma-**Flame** field separating back into the 3 new Tryptophanic Neurons that

 LAI-sa Plasma **Flame**. Upon this "outphase", the existing neuron Blueprint has expanded


Page: 39

 Cos-MA-yah **Flame** DN-1 pure consciousness field) The Chismatic Field is the

Page: 42

 Tonal Sequence Amplifies **Flame** of E"LAI-Sa Activation and Expedites Chismatic Healing Ari-Yon-


Page: 81

 10/2013 The **Flame** of E"LAI-Sa AL-Hum-Bhra Activation 4/9-12/


 Helio-E"LAI-sic **Flame** of E"IAI"sa Activation 4/9-1212013 Helio-Piasmic

File : [2013-08_ShiftMasterHostMasterEarthCYNC_scan.pdf](#)
Title : Introduction to ShiftMasters, HostMasters & the EarthCYNC Celebration - Handbook
Subject :
Author : ARhAyas Productions - E"Asha Ashayana
Keywords :

Page: 6

 Tonal Sequence Amplifies **Flame** of E"LAI-Sa Activation and Expedites Chismatic Healing Ari·

Page: 25

 10/2013 The **Flame** of E"LAI-Sa AL-Hum-Bhra Activation 4/9-12/




 Helio-E"LAI-sic **Flame** of E"IAI"sa Activation 419-12/2013 Helio-Piasmic

Page: 76














 Cos-MA-yah **Flame** DN-1 pure consciousness field) Ill. Tan-Chi"-Ti Membrane:

File : [2013-12_SecretsOfEFFI_Handbook_scan.pdf](#)
Title : Secrets of the EFFI - Handbook
Subject : Shiftmasters Course 1 - The hidden powers of Consciousness, Concave & Convex reality Cave dwellers, the Ancient Sncestral code & the Cloak of ARI-YON"ah
Author : ARhAyas Productions - E"Asha Ashayana
Keywords :







Page: 4

-  Yah nternal "**Flame** of E-LAI"-sa" Cos-Min-Yahas 8th Hidden Sun
 -  the Eternal Center **Flame** (Scalar Standing-wave), the "Flame of E-LAI:
 -  wave), the "**Flame** of E-LAI:sa", within the Halls of Cos-Min-
-


Page: 5

-  Ta-Hu Center-**Flames** & the E-LAI-sian Fields. The 7 Cos-MA
 -  hold the "**Flame** of Cos-MA"Yah" ~ 1 Cos-MA"Yah, Halls of Ah-
 -  Ta-Hu Center-**Flames**: Each of the 7 Cos-MA"Yah contains 12 Cosmoses, 24
 -  spinning, Cosmoses "**Flame** of Cos-MA"Yah" Ahu-Stri"-jhe Ta-Hu Plasma Center-Flame
 -  Hu Plasma Center-**Flame** at its core, that links into the Cos-MY"ah "
 -  Cos-MY"ah "**Flame** of E-LAI"-sa". Halls of Ah· Yah"
 -  Ta-Hu Center-**Flames** & the E-LAI-sian Fields: The central Ah-Yah"-
 -  Yah Eternal Center **Flame**, the "Flame of Cos-MA"· Yah" (Scalar
 -  Flame, the "**Flame** of Cos-MA"· Yah" (Scalar Standing-wave}, connect
 -  MY"ah Eternal Center **Flame**, the "Flame of E·LAI"-sa". These "
 -  Flame, the "**Flame** of E·LAI"-sa". These "Ahu-Stri"-jhe
 -  Ta-Hu Center-**Flames**", both composed of Ahu-Stri"-jhe Ta-Hu Plasmas, serve
 -  Ta-Hu Center-**Flame** "plasma-standingwave" connection", the External Creation systems of the
-


Page: 7

-  the Eternal "**Flame** of E-LAI-sa" & Kalip"sus R:ufi~m: are
 -  The Kalip"sus, KarU"sa, **Flame**-Halls & Ka"rU-sa"-la Cycles The Halls of Ah-
 -  of their core **flames**; the Flames of Cos-MA"Yah n J-Biend &
 -  core flames; the **Flames** of Cos-MA"Yah n J-Biend & merge with
 -  the Eternal Center **Flame** of E-LAI"-sa. These organic cyclic periods of "
 -  Merging of the **Flame**-Halls of Internal & External Creation" are called Ka"rU"sa"-la
-


Page: 8

 15 coronosphere vapor **flame** The Tan-Tri-Ahura Teachings-The Path of Bio-Spiritual


Page: 11


 Coronosphere vapor- "**Flame**" (fire} #3 = ScJ/ids/Crysta/ in the

Page: 14

 & 15coronosphere """"**flame** During Ka"rU-sa"-la Cycles, when the KarU"sic Membranes are


Page: 28

 1st8cell nternal "**Flame** of E-LAi"-sa" Cos-Min-Yahas 8th Hidden Sun


 the Eternal Center **Flame** (Scalar Standing-wave), the "Flame of E-LAi:

 wave), the "**Flame** of E-LAi:sa", within the Halls of Cos-Min-

Page: 41

 fire-vapor" ather-**flame**-vapor Step 11 The 3 Middle-Matter Conscious Crystalline-Electro-

Page: 44

 8-Ceii-Ciuster **Flame**-Halls Ser. The central point of the ARI-Yon"a Translates

File : [2013_04_ELAiSaAwakening-PrayerSequence_scan.pdf](#)
Title : E"LAi-sa AL-Hum-Bhra Aquareion KRYSTHL River Prayer and Invocation
Subject : of the E"LAi-sa Silver Seed Councils & GA-AMCC-MCEO for Silver Seed
KRYSTHL River Plasma Host Activation & Amplification
Author : AhRAYas Productions
Keywords :



Page: 9



Tonal Sequence Amplifies **Flame** of E"LAi-Sa Activation and Expedites Chismatic Healing An·

File : [2013_04_ELAiSaAwakening_Handbook_scan.pdf](#)
Title : E-LAi-Sa Awakening - Handbook
Subject : The Indelible KRYST Code & Chismatic Self-Healing Level 1
Author : ARhAyas Productions - E"Asha Ashayana
Keywords :

















Page: 14

-  Shield & Aqualene **Flame** • The " White-Blue-Core Host Shield" -Suns
 -  & Green-Gold **Flame**" The Tan-Tri-Ahura Teachings- The Path of Bio-Spiritual
-

Page: 15



-  & Indigo-Violet **Flame**" • The " Violet-Command Host Shield"- Suns 6-7
-

Page: 20

-  Plate Translation and **Flame** Holder Contracts Text Translations will be subject to authentication &
-  Cycle". The 3 **Flame** HOLDERS of the EOMC Azurite Universal Tamplar Security Team are
-  Children elected for **Flame** Holder. Universal SBNice Contract Flame Holders are born with specialized
-  Universal SBNice Contract **Flame** Holders are born with specialized dormant Universal Flame Codes (
-  specialized dormant Universal **Flame** Codes (Universal Star Gate Master Security Codes) in their
-  to their "**Flame**" Into Earth's Templar. souce verification through Speaker-1 , a
-  position Ashayana Deane" **Flame** HOLDERS are the Anchoring Rods of Primal Frequency during SACs.
-  Templates of the **Flame** Holders the frequencies are " downstepped" or synthesized into slower
-  down stepped "**Flame** Currents" are simultaneously transmitted from the Flame Holders directly into
-  transmitted from the **Flame** Holders directly into the common DNA Template Tribal Shield of
-  Strand Angelic Human **Flame** KEEPERS groups who further down-step the pulse speed of
-  for the EOMC **Flame** Holder Flame/Keeper Universal T emplar Security Teams and their
-  EOMC Flame Holder **Flame**/Keeper Universal T emplar Security Teams and their Universal Servtce
-  of SACs. The **Flame** Holders/Flame Keepers Collectives incarnating on Earth were elected for
-  The Flame Holders/**Flame** Keepers Collectives incarnating on Earth were elected for their contracts
-  Plate Translation and **Flame** Holder Contracts The Translations Contract for the Maharata

Texts is

Page: 37

 linking currents, called **Flame** Currents, through which the Primal Source Currents "step down"
 Currents. The Ecka **Flame** Currents are powerful enough to clear Miasmatic Blockages manifesting through


Page: 42

 0·1 **Flame** Petals Background behind petals 0 ·starbursr --~ effect with


Page: 45

 The **Flame** of E"LAI"-sa Carries the "Krystar Core-Plasma Flows":


Page: 46


 Tonal Sequence Arnphftes **Flame** of E LAt-Sa Acttvatton and Expedttes Chtsmattc Healing Art

Page: 54

 fire-vapor ether-**flame**-vapor Step 11 The 3 Middle-Matter Conscious Crystalline-Eiectro-


Page: 58

 Cos-MA"-yah **Flame** Pillar 2/3 Cos-MA"-yah Flame Pillar 3/3

 Cos-MA"-yah **Flame** Pillar 3/3 Cos-MA"-yah Flame Pillar SL-1

 Cos-MA"-yah **Flame** Pillar SL-1 1 SECTION- 5-6 @4/2013

Page: 59


 MA -yah **Flame** Pillar SL-11 SECTION - 5-6 I MO-Ra-

 MA" -yah **Flame** Pillar 3/3 Cos-MA" -yah Flame Pillar During

 MA" -yah **Flame** Pillar During FOL /2011 ©4/2013 E"Asha Ashayana,

Page: 60

 Cos-MA"-yah **Flame** DN-1 Consciousness Field) **Introduction to the Ephemeral Vehicle

 Cos-MA"-yah **Flame**. 0 It forms a Density-1 "double 3-dimensional"

Page: 61


 Cos-MA-yah **Flame** DN-1 pure consciousness field) A- The #2 Luminary

Page: 67

 causing the "**Flame** Fields" of the Ah-yas Field and Atomic Body to

Page: 69

 Grid Core Template **Flame** -----+ / Field Biological Atomic Body engages Zer~Fieldfor , , ,

 ~>A": " Electrical **Flame** Organic energy structures ~ YVIII~P I I I I

 Magnetic & Electncal **Flames** ----- " : -- / "·A·"" "

Page: 70

 11Anchoring the Eternal **Flame** of E"LAI-sa" (E"LAI-sa Krystar Seed Crystal Flows:


Page: 75

 Cos-MA-yah **Flame** DN-1 pure consciousness field) Outer/External Atmic Dimensions T

Page: 76

 Cos-MA-yah **Flame** DN-1 pure consciousness field) Ill. Tan-Chi"-Ti Membrane:


Page: 116

 Tonal Sequence Amplifies **Flame** of E"LAI-Sa Activation and Expedttes Chismatic Healing An-Yon-


Page: 117

 The **Flame** of E"LAI-Sa AL-Hum-Bhra Activation 4/9-12/

Page: 118


 Helio-E"LAI-sic **Flame** of E"LAI" -sa Activation 4/9-12/2013 Helio-


Page: 119

 RAI Code: **Flame** of E"LAI-sa Keyed to the Temple of ARhAyasAt Cathedral

 Anchoring the Eternal **Flame** of E"LAI-sa (E"LAI-sa Krystar Seed Crystal Flows)




Page: 120

 RAI Code: **Flame** of E"LAI-sa Keyed to the Temple of ARhAyasAt Cathedral














 Anchoring the Eternal **Flame** of E"LAI-sa (E"LAI-sa Krystar Seed Crystal Flows)

File : [2014-04_ShiftMasters1_scan.pdf](#)
Title : Tan-Tri-Ahura Teachings™ ShiftMasters™ Course-1
Subject :
Author : (C)2014 E"Asha Ashayana
Keywords :


Page: 20

-  cell nternal "**Flame** of E-LAi" -sa" Cos-Min-Yahas 8th Hidden
 -  the Eternal Center **Flame** (Scalar Standing-wave), the "Flame of E-LAi:
 -  wave), the "**Flame** of E-LAi:sa", within the Halls of Cos-Min-
-


Page: 21

-  Ta-Hu Center-**Flames** & the E-LAi-sian Fields. The 7 Cos-MA
 -  hold the "**Flame** of Cos-MA"Yah" ~ 1 Cos·MA"Yah, Halls of
 -  Ta-Hu Center-**Flames**: Each of the 7 Cos-MA"Yah contains 12 Cosmoses, 24
 -  spinning, Cosmoses "**Flame** ofCos-MA"Yah" Ahu-Stri"-jhe Ta-Hu Plasma Center-Flame
 -  Hu Plasma Center-**Flame** at its core, that links into the Cos-MY"ah "
 -  Cos-MY"ah "**Flame** of E-LAI"-sa". Halls of Ah· Yah"·
 -  Ta-Hu Center-**Flames** & the E-LAi-sian Fields: The central Ah-Yah"-
 -  Yah Eternal Center **Flame**, the "Flame of Cos-MA"· Yah" (Scalar
 -  Flame, the "**Flame** of Cos-MA"· Yah" (Scalar Standing-wave), connect
 -  MY"ah Eternal Center **Flame**, the "Flame of E·LAI"-sa". These "
 -  Flame, the "**Flame** of E·LAI"-sa". These "Ahu-Stri"·
 -  Ta-Hu Center-**Flames**", both composed of Ahu-Stri"-jhe Ta-Hu Plasmas, serve
 -  Ta-Hu Center-**Flame** "plasma-standingwave" connection", the External Creation systems of the
-

Page: 33

-  fire-vapor" ether-**flame**-vapor Step 11 The 3 Middle-Matter Conscious Crystalline-Electro-
-

Page: 36

-  8-Ceii-Ciuster **Flame**-Halls Ser. The central point of the ARI-Yon"a Translates
-

Page: 57

-  Cos-MA-yah **Flame** DN-1 pure consciousness field) The Chismatic Field is the
-

Page: 58

 Cos-MA-yah **Flame** DN-1 pure consciousness field) Ill. Tan-Chi"-Ti Membrane:

Page: 64

 Activated 2013 The **Flame** of E"LAI-Sa AL-Hum-Bhra Activation 4/9-12/

 Helio-E"LAI-sic **Flame** of E"IAI"-sa Activation 419-1212013 Helio-Piismic Activation of

Page: 65

 Grid Core Template **Flame** ----+ / Field Biological Atomic Body engages Zer~ Field for ,


 .-/1" Electrical **Flame** / I/ / ...- I I I / I.-Maharic

 Magnetic & Electncal **Flames** ---- " : -- / "·A·"" "


Page: 81


 the Eternal "**Flame** of E-LAI-sa" & Katip"sus R:arri~m: are


 The Kalip"sus, KarU"sa, **Flame**-Halls & Ka"rU-sa" ... fa Cycles S Kallp"sus "

 hold the "**Flame** of Cos-MA"Yah" t -of AI>-Yili"·RIIU


 of their core **flames**; the Flames of Cos-MA"Yah TT J-Biend &

 core flames; the **Flames** of Cos-MA"Yah TT J-Biend & merge with


 the Eternal Center **Flame** of E-LAI"-sa. These organic cyclic periods of "

 Merging of the **Flame**-Halls of Internal & External Creation" are called Ka"rUsa"-la

Page: 82

 & 15coronosplere """"**flame** During Ka"rU -sa"-la Cycles, when the KarU"sic Membranes

Page: 83

 15 coronosphere vapor **flame** Tan-Tri-Ahura Teachings"" ShiftMasters"" Course Series-
Presented by ARhAyas

Page: 132

 ah Helio-choic **flame** field Heliosphere _____. @ ARI-yon"ah KarU"sa D3 Orons Outer

File : [2014-07_FactuallySpeaking.pdf](#)
Title : Factually Speaking
Subject : Details of the Divorce between Speaker 1 & Speaker 2
Author : ARhAyas Productions
Keywords :


Page: 44

 AFICOT • MCICKC **Flame** Bod~ Attivation & Sladow 1-"ealing ·The Dance lor

Page: 46

 ining . The **Flame** of CO\$MAy~h, Mayan Mcthv M:.trix & L11mir:

Page: 61

 1obin AF/COT **Flame** Body Activaiien & Shadow HeaWng-The Da1cerorfrllflom"19
Ttchniques"~uence

File : [2014-12_KDDL1ChartPack_scan.pdf](#)
Title : Keylontic™ Discourses for Daily Living
Subject :
Author : (C)2015 E"Asha Ashayana
Keywords :


Page: 11

 Shield and Veca **Flame** Body N ~D-6 F= Density -2 ~

Page: 12


 6 = THE **FLAME** OF EIROS & THE SILVER SANCTUM Activating the Density-1

 and the Eiros **Flame** Oensily ·2 Eemental Flaoc OOD-5 ~~--- Density -

 the Eckasha "**Flame** Capsule" layers create Dee~merald Green-Blue Eternal Life


 Blue Eternal Life **Flame** of Amoraea. Keylon tic"" Discourses for Daily Living · KDDL

Page: 13


 THE ETERNAL **FLAME** OF AMORAEA & THE "THRONE OF POWER" Activating the

 and the Amoraea **Flame** Combined Oensity-1 & Densrty-2 A. D-12 Deep-

 Ecl<asha "**Flame** Capsules" create Deep-Emerald Green-Blue Etem•l Emerald Flame

 Etem•l Emerald **Flame** of Amoraea. TRANS-HARMONIC Merkabic AscenbOn Vehicle DENSITY-2 RADIAL

Page: 19

 10/2013 The **Flame** of E"LAi-Sa AL-Hum-Bhra Activation 4/9-12/

 Helio-E"IAi-sic **Flame** of E"LAr-sa Activation 4/9-1212013 Helio-Piasmic Activation

Page: 21




 ah Helio-chroic **flame** field Heliosphere _____. @ ARi-yon"ah KarU"sa D3 Orons Outer

Page: 74


 ah Helio-chroic **flame** field Heliosphere _____. @ ARi-yon"ah KarU"sa D3 Orons Outer

File : [2016-03_KDDL2_scan.pdf](#)
Title : Arhayas Productions KDDL2 Hand Book
Subject :
Author : (C)2015 E"Asha A. Arhayas
Keywords :

Page: 7

-  Shield & Veca **Flame** Body) The Flame of Eiros & the Silver Sanctum The
 -  Flame Body) The **Flame** of Eiros & the Silver Sanctum The Eternal Flame of
 -  Sanctum The Eternal **Flame** of Amoraea & the Throne of Power The 5 Diamond
-






Page: 11

-  Anatomy- Light Body, **Flame** Body, Crystal Body, Rasha Body, Spirit Body, PLASMA Body (
-





Page: 13

-  Shield and Veca **Flame** Body DENSITY-2 RADIAL BODY D-3 w (0
-



Page: 14

-  THE **FLAME** OF EIROS & THE SILVER SANCTUM Activating the Density-1
 -  and the Eiros **Flame** DENSITY-2 RADIAL BODY DENSITY LOCK SEALS Density -2
 -  the Eckasha "**Flame** Capsule" layers create Deep-Emerald Green-Blue Eternal Life Flame
 -  Blue Eternal Life **Flame** of Amoraea. With Activation of Celestite Crystal & D-Lock-
 -  D-12 Eiros **Flame** ManU Window around & in n.uc.le.i
-

Page: 15

-  THE ETERNAL **FLAME** OF AMORAEA & THE "THRONE OF POWER" Activating the
 -  and the Amoraea **Flame** Combined Density-1 & Density-2 A. D-12 Deep-
 -  2 Eckasha "**Flame** Capsules" create Deep-Emerald Green-Blue Eternal Emerald Flame of
 -  Blue Eternal Emerald **Flame** of Amoraea. TRANS-HARMONIC Merkabic Ascention Vehicle
Density -1
-


Page: 23

-  BodY ohasinc. The **Flame** of E"LAi-Sa Al-Hum-Bhra Activation 4/9-12/
 -  Hefio-E"LAi-sic **Flame** of E"LN -sa Activation 419-12/2013 Hello-Plasm~
-


Page: 28

-  ah Helio-choic **flame** field Heliosphere _____. @ ARi-yon"ah KarU"sa D3 Orons Outer
-


Page: 36

 ah Helio-chroic **flame** field Heliosphere _____. @ ARi-yon"ah KarU"sa D3 Orons Outer


Page: 117

 Matrix and the **Flame** of Cos-MA"yah Contains 12 Cosmos and 1


Page: 141

 Red Etheric Ulf **flame**-wave that transmutes DN-1 atomic structure to vapor.) Krystal


Page: 142

 Red Etheric ULF **flame**-wave that transmutes DN-1 atomic structure to vapor.). A

Page: 226

 Rashallah 20,736 Aton **Flame** Cycle Na-VA-Na Cycle Partiki-1 SEda Cycle Adon-

Page: 231

 E-Ion Eternal **Flame** Atom (TrhU"-oh Body Act. Stage-S). • If

Page: 232

 E-ion Eternal **Flame** Atom (TrhU"-oh Body Act. Stage-S). ZhEon _

Page: 245

 E-ion Eternal **Flame** Atom births at E/f"E"·Moh Heart

Page: 246

 E-ion Eternal **Flame** Atom births at Eff-E"-Mah Heart • Eff-im-

Page: 247


 E-ion Eternal **Flame** Atom births at Elf-E"-Mah Heart • Eff-lm-

Page: 252

 E-ion Eternal **Flame** Atom Birth, E/1-im"-a· ra Blue-Blood


 Heat! oj Ctemal **flame**, •Transfiguration of the Mf·(-r())!! &

Page: 259


 E-ion Eternal **Flame** Atom births at Eff-E"·Mah Heart • Eff










Page: 336





 E on) Eternal **Flame** Atom, generator of the Eff-im"-a-ra BlueBlood ·






 E-ion Eternal **Flame** Atom Birth, Eff-im"-aro Blue-Blood & Eff-im-




 E-ion Eternal **Flame** Atom, • The AR"-E-ion {ar" E o

 E-ion Eternal **Flame** Atom Birth, E/1-im"-a-ra Blue-Blood &

-  Heart of Eternal **Flame**. Continued: TrhU"-ah Body Activation Stage-S Once the E/
 -  E-ion Eternal **Flame** Atom As the Mir" -ah Spark and Zeff-i-
 -  eternal Standing-wave **Flame**; this flame-shrouded phase-cell within the Eff-E"-Moh
 -  wave Flame; this **flame**-shrouded phase-cell within the Eff-E"-Moh Heart is
 -  f onl Eternal **Flame** Atom. The AR"-E-ion (ar" f on I
 -  on I Eternal **Flame** Atom, Eff-im"-o-ro Blue-Blood - Sancta De
 -  E-ion Eternal **Flame** Atom, the E/f-E"-Mah-Heart of Eternal Flame
 -  Heart of Eternal **Flame** begins "beating", as the AR"-E-ion phase-spark-
 -  E-ion Eternal **Flame** Atom within the Eff-E"-Moh Heort as the eternal
-



-  ARE-ion Eternal **Flame** Atom Birth, Eff-im"-a-ra Blue-Blood & Eff-
 -  E-ion Eternal **Flame** Atom: The Mir"-ah Spark and Zeff-i-ron merge
 -  E-ion Eternal **Flame** Atom is a single Eternal Triptec Phase cell contained within
 -  eternal Standing-wave **Flame** within the Eff-E"-Mah Heart. KeyLonticN Discourses for Daily
-

-  I onl Eternal **Flame** Atom, Eft-im"-a-ra Blue-Blood - Sancta De
 -  E-ion Eternal **Flame** Atom, the Ef/-E"-Moh-Heort of Eternal Flame begins
 -  Heort of Eternal **Flame** begins "beating"", as the AR"-E-ion phase-spark-
 -  E-ion Eternal **Flame** Atom and circulated by the Eff-E"-Mah Heart; it
 -  E-ion Eternal **Flame** Atom within the Eff-E"-Mah Heart as the eternal
-

-  ·ion Eternal **Flame** Atom@ "Heart of E!f·E"·Moh
 -  ·ion Eternal **Flame** Atom embodies in Heart of E!f·E"·
 -  ·Ion Eternal **Flame** Atom & the E!f·E"·Moh Heart
-

File : [KeylonticDictionary.pdf](#)
Title : Keylontic Dictionary
Subject : KS Dictionary
Author : MCEO Freedom Teachings
Keywords :

Page: 2

-  Amethyst Orda" .~**aflame** Aml:nraW;n~ Angelic Humans Aog<llcMmd Angt:lic \\"
 -  Dr.agons Blue **Flame** Blue Genies Bormrhasab Bra-b.l-Rama Breathe:rian Bre!
-

Page: 3

-  17 Ecbnc Blue **Flame** r Cur Zoocs C-17 Ecbbc l...n"d
-

Page: 7

-  9 1Udiat100 AamtS **Flames** Person.al.Amtomy IdenTity IUdis R-3 Pmonal IAgos Incamat•
-













Page: 8

-  Brtlothutan Sacud Rays **Flames** Soop Sacred Plonns Sacred S<qumc< TrtJ1Uiiuclon S«{
-


Page: 9

-  S-JJ Tv.**mflames** L£-.TOr-A Syooaacy S-JJ SyDO(J1b(Socldy ~"*****"
-

Page: 14

-  Eckasha God Seed **Flame** - Eyandra 360) Tbt ADDondra 360 Radblion Fbmt- exists as
 -  Sttd Atom Center **Flame** and the 2 other Eckasha God Sttd Flames in its
 -  Eckasha God Sttd **Flames** in its local Triad to form the Eckash.a Sttd
 -  Sttd Atom Cmtter **Flame** of our EyanA-Ec.k:asha Comdor from which your
 -  Eckasha God St"t"d **Flame** also phases with its own twin flame the Eyottdro J60
 -  its own twin **flame** the Eyottdro J60 Ec:kasha God Seftld Flame thar rt"
 -  kasha God Seftld **Flame** thar rt"sides wirbin tbt" ~igbboring God Sttd Triad
 -  yaudra 360 twin **flame** Triad ~ts that the local Eckasha/Parallel Eckal!>W
 -  Parallel Eckal!>W **flame** sets, such as the; Etor-A I AdorA-180 Flame
 -  I AdorA-180 **Flame** Set .Aud radou I i\htradou I Pt>Iradou
 -  I Lt>-Adot"A **Flame** Sd Sha-LA-a I Shaddhi I Sbaddum Flame Sec
 -  Shaddhi I Sbaddum **Flame** Sec are "do\\usteped" Ulto creabonfmanifestation from the Eck.
-

Page: 17


 2006 Amoraea | **Flame** References The F<>ri>dden Testaments of Revetabon August 2009

 Comml:mon) Amoraea **Flame** The Etroal ThJI:R... "i.U. Flamf" oL\Iant.: (

Page: 42


 EtermI INTERNAL Amoraea **Flame**" at its center, the Cosmic Klist Atom perpetually creates "

Page: 50


 (the Violet **Flame** Tones) du-ougb the physical body, when the TrUdie DNA

Page: 64


 TrioifTrion (Gold **Flame**) Magenta Pink D-15 Meajhon{Trion Motet Flame) (S

 Meajhon{Trion Motet **Flame**) (S«: 15-Ch>kra ~hie) August


Page: 76

 Standino wave - **flame** Otr fire body The 12-Dimmsional L~n""RS.U.

Page: 98


 Gold-Violet "**Flame**-Tones" of the ~Primal Sound CUfTents and all Primal


Page: 100

 with the standing **flame** that serves as the creation matrix that will bend frequency


Page: 117


 c V IICiiiUIY **Flames** References Voyaoers II Engaoing the God t.anouaoc - Module

 Points. (Radiarion **Flames**- Rays- Flame Bod_1~ Wbm we speak of Colorf"d nam~

 Radiarion Flames- Rays- **Flame** Bod_1~ Wbm we speak of Colorf"d nam~s we


 fields are co01p05td. **Flames** Colors rqlrtsent sptttra of light and light r~esent.s

 twin" or parallel **flame**. One holds the b11.u "lutrK chang~ and ts

 (Electric 81~ **flame** with a pale shW of green) repret:nts the frequency

 JDfotl) The double **flame** at Gaia"s core, \ " iolt t and pal•-cold

 D-7 V1olet **Flame**: of Gata"s morphogenetic fiekl. T~ flames reptsen~ 3 of the

 morphogenetic fiekl. T~ **flames** reptsen~ 3 of the IS of the plwtary morphogenetic Seed


Page: 124

 360 God Sttd **Flame**) (Comals NOIE. Drtc:m:b!r 11.1004- Sstp-E.


Page: 127

 and wttm tbe **Flame**: Body allows the m.attdt f"orm"i "Wu ring tbt

Page: 132


 Amtnti (Blue **Flame**). which allows the Halls of .-\mt nti to open

Page: 135


 ng currents, called **FlamE**- C uiTf"nt.s. through which the Primal Source Currents ""


 The Eck.a **Flame** Currents are powerful enough to clear Mia.im,it. Blockages

Page: 157

 18 of the **Flame** Body techniques, which is the Betch.a Ho\ -a (

Page: 187


 A (TII"ill **Flames**) Our s1ck of the Hub plate b.as the LE-

 EcJca ~oter **Flame** and the ~el Ecb stde has the U:rDOR-

 are T\ \ "tn **Flames**. our LE-.TOR-A holds the ba.u "" ""ctrlc


 .. Photo-**flame** Cell Sets and tetr correspondmg shared Ecb· Eckaslu·

Page: 191


 of Lows Bud **BrrathmgjFlame** of R.a CWTeots with sp«.ific breathing

Page: 204

 The singular Blue **Flame** sound-tone of the Eckatic Level c .. audf"yana.s

 " Eckatic Blue **Flame** sound-tone as it is spoken in our .rinK


Page: 215

 of tile LMug **Flame**) Tbt ~louad Idmtny ts the portion of IDE multt-

Page: 247


 18 of the **Flame** Body tec.hwques. which is the Betch.a H2n. ~

Page: 248

 own "Activated **Flame** Body". When we utilize the sequence of "Sacred Technologtes"

 ~l "**Flame** Body" to come into activation, then we litenlly become waUang

Page: 251

 The smgular Blur **Flame** sound-tone of the Eclcah ~ Idm111x ts translated into

 Ra" Ecbtic Blue **Flame** sound-tone a.s it is spoken in om Time

Page: 259

 "tv. in **flames**". but eIMs oot nttesanly unply a romantic "soul mate"

Page: 262



the Monadic Cmeter **Flame** point through the shield and into the template giving us


Page: 265

 Tribal Shield "**flame** c:o&s• tnto actl\"ahOD by singmg rounds of

Page: 273


 process of the **Flame** Bod~ - Acth'ation form.ing a "Poison Skin"

Page: 283


 an electric blue **flame** wttb a pale shade of green, st"vn-al tnehts

 mtnti (Blot: **Flame**) wb.Jcb allows the HaUs or Amtnti to opm into

Page: 319


] (Til"ill **Flames**) w~ b.ave a T"io at ~ch Ltxd

Page: 322

 Triadic-\ "iolf"t **Flame** D-15 3) ~Iaharata: Three levels offrequmcy, D-10,


Page: 336

 Yanas or Blue **Flame** Yanas. This First Primal Sound Field, the Ecbtic U\"el,


 The singular Blue **Flame** sound·tone of the Eckah Grandeyaoas identity is translated


 fu!_" Eckatic Blue **Flame** sound·tone as it is spoken in our Iimt

 Yanas or Gold **Flame** Yanas. The Triadic U\"el: Ramyanas · (Pronounced

 Yanas or Violet **Flame** Y anas. (VO)~ I - Pa~ xhui) Yanas. which

Page: 350

 Man U Eremal **Flame**)] In response- to tht acnntioa of powerful anti-Cbrist:

 2003). nus eternal **flame**. which circulates pulses ofli\ng God consciousness wto and out
