

Search Results

Summary

Searched for : **karanadis**

In index(es) : **H:\KS_Scan_Library\MasterIndex.pdx**

Results : **10** document(s) with **121** instance(s)

Saved on : **7/10/2017 6:24:40 PM**

File : [2008-11_Sliders3_Scan.pdf](#)


Title : Sliders 3 - Handbook

Subject : The Wind Beneath Your Wings - Engaging the Spirit for Slide, Introductory Atomic-Etheric, Rasha & Spirit Body Training

Author : MCEO Freedom Teachings

Keywords :

Page: 3

 consciousness into the **Karanadis** Seal and "Grail State" that was engaged in the



Page: 4

 the Median-Earth **Karanadis**. DAY-4- at Volcano Craters rim 2. Opening the Personal

 Platforms" of the **Karanadis** Complex. DAY-7. 9-11 PM in Lecture-3 4.

File : [2009-05_Sliders4Transcript_scan.pdf](#)
Title : Sliders 4 (workshop transcript)
Subject : Transcript for Sliders 4 Workshop
Author : MCEO Freedom Teachings
Keywords :

Page: 26

 down to the **Karanadis** Seal near the bottom of your breast bone. Hold the
 momentarily at the **Karanadis** Seal. Next, Exhale slowly and deeply from the AzurA using

File : [2009-10_Sliders6Transcript_scan.pdf](#)


Title : Sliders 6 (workshop transcript)

Subject : Transcript for Sliders 6 workshop

Author : MCEO Freedom Teachings


Keywords :

Page: 20

 breath to the **Karanadis** Seal (exhale) just behind the end of the breastbone.


Page: 105


 bit to the **Karanadis** Seal at the base of the breast bone (exhales).

 hold into the **Karanadis** (inhales) and a nice, forceful exhale and push it

Page: 106

 image into the **Karanadis** Seal (exhales) and breathe gently and normally for a


 moment in the **Karanadis** (inhales), and when we exhale, we're going to push

 moment into the **Karanadis** (inhales) and on the exhale, move forward, a whole


Page: 108

 up into the **Karanadis** (inhales). Just hold for a moment We're bringing a

 Again, into the **Karanadis** Seal and hold because while you're holding it's actually keeping

 inhales) in the **Karanadis**. And do a little, tiny bit of an inhale to

Page: 109

 it into the **Karanadis** Seal. So, we're going to inhale to grab a hold


Page: 110


 away in our **Karanadis** Seal. We will be meeting at whatever time but we're

Page: 122

 more to the **Karanadis** Seal at the base of the breastbone. Just breathe normally







Page: 123




 down to the **Karanadis** Seal. Now we're going to Inhale from a 12-point




 rays into the **Karanadis** Seal and hold for moment And on the Exhale we're









Page: 137




 words like "**Karanadis** Seal" and stuff that most people have no idea where



 and into your **Karanadis** Seal. So, you're inhaling (inhales) and moving it downward,
 AzurA, into the **Karanadis** Seal. Ok, now, exhale forcefully upward (Ash exhales) using
 upward, from the **Karanadis** Seal to the Upper Aurora Point, far above your head.
 downward, into the **Karanadis** Seal. Hold at the top of the inhale, in the
 inhale, in the **Karanadis** Seal, allowing the Star-Light Stream to turn the **Karanadis**
 to turn the **Karanadis** Seal a Golden-Silver Prana-Light color. And then, exhale

 and into your **Karanadis** Seal. Now, exhale forcefully downward, using the exhale breathe to
 upward into the **Karanadis** Seal (all inhale). And, hold at the top of
 to turn the **Karanadis** Seal a bit of the Indigo-Sparkling, Silver-Indigo light

 then into your **Karanadis** Seal. So, you're putting it back in the **Karanadis** Seal,
 back in the **Karanadis** Seal, and then you can breathe normally. And, you can
 Lotus in your **Karanadis** Seal. And, try to become aware of the counter-clockwise






 that's in your **Karanadis** Seal while being mildly aware of the Clockwise Prana Star-
 Lotus in the **Karanadis** Seal, speak the combined Electrical and Magnetic Command. Now, this
 Lotus at the **Karanadis** Seal (all inhale) and hold at the top of
 Lotus at the **Karanadis** (all exhale), and using the 24-point "exhale"
 Lotus in the **Karanadis** Seal, inhale slowly and deeply, using the inhale breath to
 Lotus at the **Karanadis** Seal. Now, we're just going to exhale gently while those
 meeting in the **Karanadis** Seal (all exhale). And, there's a little spark, an
 combine in the **Karanadis** Seal. Now, they're saying; just breathe normally for a moment

 Lotus at your **Karanadis** Seal. And, now we're going to inhale into the Crystal
 Core, in the **Karanadis** Seal. And, we're going to take two more inhale-exhale
 upward from your **Karanadis** Seal, into your AzurA. So, they've shifted up into your






 down to the **Karanadis** Seal just below the breastbone. And now we're going to
 turn in the **Karanadis** and bringing it up your backbone, inside, back up to

File : [2009-10_Sliders6_scan.pdf](#)
Title : Sliders 6 - Handbook
Subject : The Arc of the Covenant, Sphere of Destiny & the Stairway to Heaven,
Engaging the Spirit for Slide Intermediate Level
Author : MCEO Freedom Teachings
Keywords :









Page: 29

-  and into your **Karanadis** Seal at bottom end of your breastbone. 3. EXHALE forcefully
 -  upward from the **Karanadis** Seal and up to the trans-luminal Upper Aurora Point
 -  downward into the **Karanadis** Seal. (The Starlight Prana Stream is an elemental current
 -  inhale, in the **Karanadis** Seal , allowing the Starlight Stream to fill the Karanadis
 -  to fill the **Karanadis** Seal with sparkling golden-silver Prana light. 6. EXHALE firmly
-



Page: 30

-  and into your **Karanadis** Seal at bottom end of your breastbone. 2. EXHALE forcefully
 -  downward from the **Karanadis** Seal and down to the trans-luminal Lower Aurora Point
 -  upward into the **Karanadis** Seal. (The Stardust Eiron Stream is an elemental current
 -  inhale, in the **Karanadis** Seal , allowing the Stardust Stream to fill the Karanadis
 -  to fill the **Karanadis** Seal with sparkling indigo-silver Eiron light. 5. EXHALE firmly
-

Page: 31



-  and into your **Karanadis** Seal. 13. Breathe normally for a few moments, with Crystal
 -  positioned in your **Karanadis** Seal, and become aware of the counterclockwise magnetic Stardust Eiron
 -  code in your **Karanadis** Seal, while being mildly aware of the CW Starlight Prana
 -  Lotus in the **Karanadis** Seal, speak the combined Electrical (33 113 CW-Eiectrical)
 -  Lotus in the **Karanadis** Seal, and HOLD at the top of the inhale. 4.
 -  Lotus at the **Karanadis** Seal, using the 24-point exhale to send a stream
 -  Lotus in the **Karanadis** Seal, INHALE slowly and deeply, using the inhale breath to
 -  Lotus at the **Karanadis** Seal, at the top of the inhale breath. 7. EXHALE,
-

Page: 32








-  Core in the **Karanadis** Seal. 12. Take two more inhale-exhale breaths from the
 -  upward from your **Karanadis** Seal and into your AzurA. 15. Return to normal breathing
-

File : [2010-05_Sliders7_scan.pdf](#)
Title : Sliders 7 - Handbook
Subject : The Lands of Wha Mirror Mapping, the 3 Paths of the KRYST and the Wha-YA-yas Masha-yah-hana Adashi Adepts
Author : MCEO Freedom Teachings
Keywords :





Page: 11

-  the AzurA & **Karanadis** Seal; hold, then firmly exhale Ah-SA"-yas Orb Flow
 -  from AzurA & **Karanadis** Seal down your arm channels, out your palms, and into
-

Page: 12


-  your AzurA & **Karanadis** Seal. Hold for a moment at the top of the
 -  your AzurA & **Karanadis**, and then exhale slowly, keeping the Orb Flow within the
 -  the AzurA & **Karanadis** Seal. iii) Repeat Step-2 twice more, to amplify the
 -  your AzurA & **Karanadis** Seal. At the end of the last exhale return to
 -  AzurA downward and **Karanadis** Seal upward until they meet and merge at the
 -  the AzurA and **Karanadis** merge & "pop" into a violet-blue Eckasha Flame
 -  the AzurA and **Karanadis** Seal merged, the 2nd in the pineal (Crown Chakra-
-

Page: 18


-  Inhale into your **Karanadis** Seal, hold, then exhale, pushing a 6-point breath horizontally
 -  outward from your **Karanadis** Seal, sending a streamer of "Living Water" energy out
 -  out to the **Karanadis** Seal of each of the 6 Cloister members. 2. Breathe
 -  Inhale into the **Karanadis** Seal , hold, then exhale forcefully upward, using the exhale
-

File : [2010-08_Sliders8_scan.pdf](#)
Title : Sliders 8 - Handbook
Subject : Awake, Aware, and ALIVE in the Lands of Aah, The Sea of Ah-Yah, Eternal Stream of Ah-Yah-YA the Covenant of Ah-Yah-Rhu and Eternal Dream Fields of the ONE, Preparing the Body for Slide - Advanced Level
Author : MCEO Freedom Teachings
Keywords :





Page: 26

 workshop introduces the **Karanadis** Seal and Karanadial Complex of the Aah-JhA Hydro-Acoustic









Page: 28

 the Median Earth **Karanadis**; 2.Opening the Personal Rasha Window- Preparing the Physical-Atomic

Page: 104








 Inhale into your **Karanadis** Seal, hold, then exhale, pushing a 6-point breath horizontally
 outward from your **Karanadis** Seal, sending a streamer of —Living Water|| energy out
 out to the **Karanadis** Seal of each of the 6 Cloister members. 2. Breathe
 Inhale into the **Karanadis** Seal, hold, then exhale forcefully upward, using the exhale to

Page: 105





 Inhale into the **Karanadis** Seal, Hold, then Exhale gently and notice that, as you
 downward from its **Karanadis** to your Karanadis Seal. 3. Breathe gently and observe that
 Karanadis to your **Karanadis** Seal. 3. Breathe gently and observe that on each exhale
 progressively filling your **Karanadis** Seal with Pale-Silver-Aqua Water-Light as you breathe.
 gently into your **Karanadis** Seal, then upward into your AzurA, and Hold at the
 point of your **Karanadis** Seal. The DISC will spread outward horizontally to a diameter
 the Bilocate's **Karanadis** Seal to your physical-body Karanadis Seal. Breathe normally. 7.
 your physical-body **Karanadis** Seal. Breathe normally. 7. Breathing normally, notice now that
on

File : [2011-05_Sliders10_scan.pdf](#)
Title : Sliders 10 - Handbook
Subject : Return of the Sacred Butterfly, Te, Chi, & the DhA-Ya-Tei, Ultimate Desire, DhA-Ya-fication of the Vessel, Eternal Identity & the Adept Mind
Author : MCEO Freedom Teachings
Keywords :

Page: 13

-  center of the **Karanadis** Seal (behind bottom of breast bone in CVC). 21.
 -  21. Exhale at **Karanadis** Seal, using the exhale breath to again expand the small
 -  outward at the **Karanadis** Seal. 22. Inhale a "half-breath" at the **Karanadis**
 -  breath" at the **Karanadis** Seal, using the inhale to again contract the small "
 -  center of the **Karanadis** Seal, then continue the inhale, using the second-half of
 -  Spark" downward from **Karanadis** Seal and into the center of the Ra Center (
 -  7,5,4,3,2, 1, AzurA, **Karanadis** Seal and Ra Center), an energetic "replicate" of the
-

Page: 14

-  and into the **Karanadis** Seal. Hold at the bottom of the exhale and "
 -  centered at the **Karanadis** Seal. 31. Inhale into the center -point of the
 -  Sphere at the **Karanadis** Seal, then slowly exhale, using the exhale breath to gently
 -  downward from the **Karanadis** Seal and into the "Mortal Life Force Chi-Center"
-





Page: 42

-  Day-6 Mutation" **Karanadis** Seal Center Ra Center E-Umbi Density Lock -1
-


Page: 43

-  to 10. **Karanadis** center (in eve behind bottom of breast bone), down
-

Page: 44

-  DhA"-TEi * **Karanadis** Seal 5 DhA-Ya-TE-i - Radiance Capsule -----1f--l-
 -  40 o-+- ----...---+----**Karanadis** (rear of **Karanadis**) Original DhA-ya Cell Chi flows
 -  (rear of **Karanadis**) Original DhA-ya Cell Chi flows with distorted yin-yang
 -  Center Core 5. **Karanadis** Seal rear 6. AzurA rear 7. Pineal Gland rear Activation
-

Page: 45

-  core, SEAL-5: **Karanadis** Seal rear, SEAL-6: AzurA rear and SEAL-7: Pineal
-

Page: 56



DhA"-TEi * **Karanadis** Iseal 5 DhA-Ya-TE-i - DhA-ya-TEi



o--+-----7"-t--- **Karanadis** (rear of **Karanadis**) Original DhA-ya Cell Chi fiows



(rear of **Karanadis**) Original DhA-ya Cell Chi fiows with distorted yin-yang



Center Core 5. **Karanadis** Seal rear 6. AzurA rear 7. Pineal Gland rear Activation

File : [2013-05_WatersOfE-LAi-sa_scan.pdf](#)
Title : The Waters of E-LAi-sa - Handbook
Subject : Tan-Tri-A"ra Chismatic Self-Healing Level 2, The E-LAi-sian Seal and the 8-
step E-LAi-sian Encoding Process
Author : ARhAyas Productions, E"Asha Ashayana
Keywords :

Page: 91

 o::::::::::=:=:3:-:~~T-- **Karanadis** Seal behind Sun-8 Base of Breast Bone Core E-

Page: 92


 in Chakra-4 **Karanadis** Seal Solar Plexus Chakra-3 Blood Crystal Sac Sun-8

File : [2014-04_ShiftMasters1_scan.pdf](#)
Title : Tan-Tri-Ahura Teachings™ ShiftMasters™ Course-1
Subject :
Author : (C)2014 E"Asha Ashayana
Keywords :

Page: 96

 ~ ~ --**KaranadisSeal** Current: MC12 Earth Star Hara Une & Central C3

Page: 97

 Seal KarUsa-3 **Karanadis Seal** (Ego-Mind) ---\11~~ ~ 5- ARi-
