

# Search Results

---

## Summary

Searched for : **platform**  
In index(es) : **H:\KS\_Scan\_Library\MasterIndex.pdx**  
Results : **71** document(s) with **812** instance(s)  
Saved on : **7/11/2017 9:42:25 PM**

File : [1999-12\\_Kathara1\\_scan.pdf](#)  
Title : Kathara 1 - Manual  
Subject : Introduction to Kathara Bio-regenesis technologies, Color, Symbol, Sound and Bio-regenesis  
Author : MCEO Freedom Teachings  
Keywords :

---

Page: 137


---

 as a circular **platform** 3 yards in diameter, below feet. The MCEO Freedom Teachings

---

Page: 138

---

 spinning Pale Silver **platform** disc spinning 12" beneath your feet - your personal Maharic


---


Page: 148

---


 Hova Bodies - **Platforms** of Perception In this Section we will learn how the

 be understood as **PLATFORMS** OF PERCEPTION. A portion of our conscious identity is stationed

 Shield become the **platform** from which that portion of our selves will perceive matter

 each Hova Body **Platform** of Perception, and this gives us separated but interrelated stations

 5 Our Present **Platform** of Perception Presently, we are accustomed to perceiving from the

 perceiving from the **Platform** of Perception provided by the NADA HOVA BODY, the scalar

 perceiving from the **Platforms** of Perception from the other Hova Bodies. As we expand

---

Page: 149

---

 are 3 additional **Platforms** of Perception and 3 additional Hova Bodies beyond the structure

---

Page: 167

---



form them, represent **Platforms** of Perception through which our higher identity levels perceive. ~

---

Page: 169

---



are 3 additional **Platforms** of Perception and 3 additional Hova Bodies beyond the structure

---

Page: 254

---



Maharic Shield, the **platform**-disc 12" below your feet, up into the tail bone

---

Page: 255

---



Maharic Shield, the **platform**-disc positioned 12" below your feet, up into the tail


---

File : [1999\\_TangibleStructure\\_scan.pdf](#)  
Title : Tangible Structure of the Soul - Handbook  
Subject : Multidimensional anatomy, ascension teachings, accelerated bio-spiritual evolution program  
Author : MCEO Freedom Teachings - Ashayana Deane  
Keywords :

---

Page: 36


---

 represent stations or **platforms** of universal consciousness, composed of fields of standing scalar waves

---

Page: 77

---

 exists as interconnected **platforms** of identity, through which the individual progressively expands as it


---

File : [1999 Voyagers1\\_scan.pdf](#)  
Title : Voyagers I - Book  
Subject : The Sleeping Abductees, Second Edition  
Author : Ashayana Deane  
Keywords :

---

Page: 50

---

 unfold into a **platform** upon which life dramas (and the experiential learning they

---

Page: 195


---

 Disc, shaped Crystalline **Platform** of Pale Silver Light that extends outward on a horizontal

---

Page: 196

---

 Disc~shaped, Crystalline **Platform** of Pale Silver Light about 4" in diameter, extends on

---

File : [2000-02\\_BeyondTheVeilsTranscript\\_scan.pdf](#)  
Title : Beyond the Veils (Transcript)  
Subject : Transcript for the Beyond the Veils workshop, includes session with AZara  
Author : MCEO Freedom Teachings  
Keywords :

---

Page: 19

---



edge of the **platform** and seeing the beings that you're leaving behind, standing around

---

File : [2000-06\\_AngelicRealities\\_scan.pdf](#)  
Title : Angelic Realities - Book  
Subject : Survival Handbook  
Author : MCEO Freedom Teachings - Ashayana Deane  
Keywords :

---

Page: 85


---

 Disc,shaped Crystalline **Platform** of Pale Silver Light that extends outward on a horizontal

---

Page: 86


---


 Disc-shaped, Crystalline **Platform** of Pale Silver Light about 4" in diameter, extends on

---

Page: 93

---

 5fH DIMENSIONAL CONTACT **PLATFORM**. G. SIMPLY PRACTICE GOING INTO THIS CONTACT SPACE AND STAYING

 THE BLUE DISC **PLATFORM** TO BEGIN SUBTLE COMMUNICATION. ALWAYS KEEP A JOURNAL HANDY TO

---

Page: 101


---

 represent a "**platform** of perception" through which the Self takes in information from

---

Page: 109

---

 surface, forming a **platform** upon which the group stands. This is the group Maharic

---

File : [2001\\_MastersTemplarStewardshipFieldGuide\\_scan.pdf](#)  
Title : Masters Templar Stewardship - Field Guide  
Subject : Planetary Shields Clinic Field Guide  
Author : MCEO Freedom Teachings - Ashayana Deane  
Keywords :

---

Page: 10

---


 Disc-shaped Crystalline **Platform** of Pale Silver Light that extends outward on a horizontal

 Disc-shaped, Crystalline **Platform** of Pale Silver Light about 4 feet in diameter, extends

---

Page: 27

---

 Maharic Shield, the **platform**-disc 12" below your feet, up into the tail bone

---

Page: 28


---

 Maharic Shield, the **platform**-disc positioned 12" below your feet, up into the tail

---

Page: 35


---


 of woven light **platforms** or "runways". Many uses and orientations; will not cause

---

Page: 49

---

 5th DIMENSIONAL CONTACT **PLATFORM**. G. SIMPLY PRACTICE GOING INTO THIS CONTACT SPACE AND STAYING

 THE BLUE DISC **PLATFORM** TO BEGIN SUBTLE COMMUNICATION. ALWAYS KEEP A JOURNAL HAND TO

---

File : [2001\\_MastersTemplarStewardshipManual\\_scan.pdf](#)  
Title : Masters Templar Stewardship - Manual  
Subject : Templar Stewardship (without roman numeral pages, so pg numbers should be correct or very close)  
Author : MCEO Freedom Teachings  
Keywords :

---

Page: 96

---



within the energetic **platform** of the Unified Field of consciousness and energy that is

---

Page: 260

---



"Creator God" **platform.** TRUE Human Unity will be gained through loving identification of

---




File : [2002\\_DanceForCommonHandbook\\_scan.pdf](#)  
Title : Dance For Series - Handbook  
Subject : Common handbook for all ten associated Workshops (March '02 - Aug '03)  
Author : MCEO Freedom Teachings - Ashayana Deane  
Keywords :

---

Page: 7


---

 15: Amoraea Contact **Platform** Technique 16: The Gold Wave Infusion: Veca 8 Reushaia Induction

---

Page: 65

---

 Sh ield, the **platform**-disc 12" below your feet, up into the tail bone

---

Page: 66


---

 Maharic Shield, the **platform**-disc positioned 12" below your feet, up into the tail

---

Page: 127

---

 Reserved The 6 **Platforms** of Perception And Hoiofaphic Life Experienca in Ilie"nat\Jral Stairway

---

Page: 149


---

 "Creator God" **platform**. TRUE Human Unity will be gained through loving id.entification

---

Page: 250

---

 15: Amoraea Contact **Platform** Purpose: TO BEGIN SUBTLE EMERALD ORDER CONTACT Preparation: Eckasha Maharic


---

Page: 251

---

 STH DIMENSIONAL CONTACT **PLATFORM**. G. SIMPLY PRACTICE GOING INTO THIS CONTACT SPACE AND STAYING

---

 THE BLUE DISC **PLATFORM** TO BEGIN SUBTLE COMMUNICATION. INHALE, and imagine that the Maharic

---

Page: 280

---

 Amoraea Flame Contact **Platform**-CONTACT-1 and the "Witness Self-test" to determine

---

File : [2002\\_VoyagersII\\_scan.pdf](#)  
Title : Voyagers II - Secrets of Amenti  
Subject : Freedom Teachings  
Author : Ashayana Deane  
Keywords :

---

Page: 273

---



within the energetic **platform** of the Unified Field of consciousness and energy that is


---


File : [2003-02\\_ForbiddenTestaments\\_scan.pdf](#)  
Title : The Forbidden Testaments of Revelation 1 - Handbook  
Subject : The Cosmic Clock, Secrets of Lohas and the Arc of the Covenant  
Author : MCEO Freedom Teachings - Ashayana Deane  
Keywords :


---

Page: 5

---

 uHost Matrix" frequency **platform**. Through this wave-field platform portions of Earth's Shields and


 this wave-field **platform** portions of Earth's Shields and populations with 31% or more

 Matrix frequency - **platform**, at least 33% of Earth's Shield could "ride through

---

Page: 6


---

 Host Matrix frequency **platform**, to allow limited, localized, personal evacuation of members of Eleyani

---

Page: 8

---

 Golden Fleece" frequency **platform** Host Matrix. The "collective Golden Reece• Host Matrix wave-

---

File : [2003-05\\_CouncilCommunicationOpenLetter.pdf](#)  
Title : Council Communication Open Letter  
Subject : Guidance and information for the KS eGroup  
Author : Ma"a speaking on behalf of the Eieyani Ecka Council  
Keywords :

---

Page: 6

---



"Open Letter" **platform**, which was expectedly declined in a March 2003 "Open

---

File : [2003-09\\_ScienceSpiritCreation\\_scan.pdf](#)  
Title : The Science and Spirituality of Creation - Handbook  
Subject : Cosmic Order, Interdimensional Anatomy, Primal Life Force Currents,  
Merkaba, Flame Body  
Author : MCEO Freedom Teachings - Ashayana Deane  
Keywords :

---

Page: 13

---



Maps The 6 **Platforms** of Perception and Holographic L.He 8:perience in the


---

File : [2004-04\\_Kathara23-Manual\\_scan.pdf](#)  
Title : Kathara Levels 2 & 3 Foundations - Manual  
Subject : Awakening the Living Lotus, Healing Facilitation Through Crystal Body Alignment  
Author : MCEO Freedom Teachings - Ashayana Deane  
Keywords :

---

Page: 280


---

 as a circular **platform** 3 yards in diameter below feet.

---

Page: 281

---

 spinning Pale Silver **platform** disc spinning 12" beneath your feet your personal Maharic Shield. Breathe

---

File : [2004\\_APindex\\_scan.pdf](#)  
Title : Index of AP publications through 2003  
Subject : Index reference for early printed materials  
Author : MCEO Freedom Teachings  
Keywords :

---

Page: 35


---

 15- Amoraea Contact **Platform** PHX-HB Flame Body Technique 2- Astral Awake, Aware &

---

Page: 42


---

 56 Hova Bodies- **Platforms** of Perception KA1-M Chapter 3143-145 Hova Bodies and

---

Page: 82

---

 15: Amoraea Contact **Platform** DFF-HB 94 Technique-3: The Eiros Flame & the

---

File : [2005-03\\_KeysMasteringAscension\\_scan.pdf](#)  
Title : Keys for Mastering Ascension  
Subject : Kathara Team Module studying the Veca codes  
Author : MCEO Freedom Teachings  
Keywords :

---

Page: 21

---



field, creates a **platform** of D12 in the room/space you're working with ·

---



File : [2005-10\\_EngagingGodLanguages\\_scan.pdf](#)  
Title : Engaging the God Languages - Handbook  
Subject : Discover the languages of creation and how to use them to embody your God-Self  
Author : MCEO Freedom Teachings - Kathara Team  
Keywords :

---

Page: 29

---



field, creates a **platform** of D-12 in the room/space you're working with,

---

File : [2006-05\\_ConsciousnessOfAscension\\_scan.pdf](#)  
Title : Consciousness of Ascension  
Subject : Consciousness of Ascension Kathara Team Module  
Author : MCEO Freedom Teachings  
Keywords :

---

Page: 25

---



embodiment, providing a **platform** to maximize the effects of the Techniques. To do this

---

File : [2006-10\\_SacredSexClass\\_scan.pdf](#)  
Title : Sacred Sex Class  
Subject : Questions and Answers  
Author : MCEO Freedom Teachings  
Keywords :

---

Page: 61

---



the "ideal **platform**" for activating the ManA "Lotus Seed," and how is



is this "**platform**" accessed? • The healing waters of the Temple of Khemalohatea



the "ideal **platform;**" it can be accessed via the Hon" -a-til-

---

File : [2006-11\\_PosturesOfLove\\_scan.pdf](#)  
Title : Postures of Love - Handbook  
Subject : Steps towards Joy, Loving Joy is the Intrinsic Nature of Source, When you choose At-Onement with the Living God Source within you, you will know the love  
Author : MCEO Freedom Teachings - Kathara Team  
Keywords :

---

Page: 17

---



within it) are **platforms** of consciousness within Source: that Source can play and experience

---

File : [2007-04\\_KRYSTarAwakeningDiary\\_scan.pdf](#)  
Title : KRYSTar Awakening - Diary  
Subject : The KRYSTar Awakening and Starfire Maps, Solar Gates, Prana Seed and the Aqualene Sun - Workshop Diary  
Author : MCEO Freedom Teachings  
Keywords :

---

Page: 4

---



Dimensional Planetary Host **Platform**. Just prior to the final wonderfttl activation for this workshop,

---

File : [2007-04\\_KRYSTarAwakeningTranscript\\_scan.pdf](#)  
Title : KRYSTar Awakening (workshop transcript)  
Subject : Full transcript for April 2007 Workshop (right after the murder of SOL)  
Author : MCEO Freedom Teachings  
Keywords :

---

Page: 73

---

 do with aurora **platforms**, but we'll talk more about those tomorrow. This is the

---

Page: 77

---


 are called Aurora **platforms**. There are Aurora platforms that exist among this, that will

 There are Aurora **platforms** that exist among this, that will help you hop, skip


---

Page: 80

---

 slide, before those **platforms** are open and the spheres are open to each other,

 from the Aurora **platforms** once they fully activate. In the meantime, we have Aurora


 we have Aurora **platforms** that when we move through in journeys, we move to

 to the Aurora **platforms**. Sometimes in these journeys, we find ourselves going left, right

---

Page: 82

---


 were these little **platforms** I had to keep throwing myself over to the left.

 were the Aurora **platforms** I was actually throwing myself on. I was actually cruising

---

Page: 84


---

 2 or 3 **platforms**, it depends on what you're own codes are. So there

---

Page: 86


---

 and the Aurora **platforms**. Mac is going to stay, so when you are done

---

Page: 94

---

 there are four **platforms**, that are like spheres, that you can access different layers

---

Page: 95


---


 allow those Aurora **platforms** to come together to form the Aurora field or the

---

Page: 111

---

 are these little **platforms** that show, and I can't even read the writing on

 are four Aurora **platforms** that run in and around the seals - we talked

 are four Aurora **platforms**. I won't show them to you on this one. I

---

Page: 112


---

 refer to Aurora **Platforms**, which are spheres. They are spherical layers of proper-spin

---

Page: 118

---

 are certain Aurora **platforms** that are like that too. When you start to blend

---

Page: 119

---


 through the Aurora **Platforms** or the Slide Zones, we will change what our atoms


 zones, the Aurora **platforms** actually. They will be zones when they are fully activated

---

Page: 121

---

 matter. The A1 **platform** is at D3, 6.5, which is D2, Ka Ma 8.5,

 These are the **platforms** that we project to when we use the maps, with


 telluric. D2 Aurora **platform** is telluric, which means it is solid like this one.

---

Page: 127

---


 find the Aurora **Platforms**. The squares over to this side, to the left side,


 the Aurora 2 **Platform**, that is in the thermosphere - where Earth science tells


---

Page: 129

---

 and the Aurora **platform** 4. This one's fascinating. Let's see if I can describe


 to do the **platforms** this way, to do the ascent. So, these all connect

 the Aurora 1 **platforms**, and here you will see ... that's physical etheric, that's


---

Page: 131

---

 into these particular **platforms**. This is the Aurora 1 platform. ShAlon 7 plugs into


 the Aurora 1 **platform**. ShAlon 7 plugs into Aurora 1. That's in Phoenix. ShAlon


 the Aurora 2 **platform**, and that's why it's been a place where ... I've

---

Page: 132

---

 into the A3 **platform**. And there's somewhere else too, they said. That is the

 into the AdashE **platforms**, there are first these areas that... first Urtha D2 gates,

 And there are **platforms**. That was before I ever knew about these platforms. I


 knew about these **platforms**. I had experiences in Sadhi where I'd find myself inside

---

Page: 133

---


 from the A4 **platform**. When you come into the A4 platform, you would come

 into the A4 **platform**, you would come up through the Aquifer gates, they are

---

Page: 134


---

 over on the **platforms**, but you are being trained for reconnaissance, where you can

---

Page: 150

---

 fields to the **platforms**. And now, all you need to do is think vertical,

---




File : [2007-05\\_KRYSTHLRiverDanceDiary\\_scan.pdf](#)  
Title : KRYSTal River Dance - Diary  
Subject : The KRYSTal River Dance 1st Dance of the Cycle of the Last Stands - Workshop Diary  
Author : MCEO Freedom Teachings  
Keywords :

---

Page: 2

---

 series of Ecousha **Platforms**, the AdOR-A counterpart of the eTOR-A Aurora Zones.


---


Page: 4

---

 Sachsayhuaman, the Ecousha **Platforms** corresponding to the AdOR-A side, the ParTEkei grid maps

 the four Aurora **Platform** 3-D reality fields that Team Indigo will be assisting

 and Aurora-I **Platform**, we will begin the process of physically sliding into the

 into the Aurora **Platforms**, and in doing so, will be picking up the Keys




---

File : [2007-05\\_KRYSTHLRiverDanceHandbook\\_scan.pdf](#)  
Title : The KRYSTHL River Dance  
Subject : 1st Dance of the Cycle of "Last Stands"  
Author : MCEO Freedom Teachings - Ashayana Deane  
Keywords :

---

Page: 18


---

 the Ecousha-1 **platform**, opening AdorA Ah-mu-a-ha-DA gate ("AdorA  
 & Aurora-2 **platforms** through the Ecousha-1 platform. May 28, 2007- Sundown ·  
 the Ecousha-1 **platform**. May 28, 2007- Sundown · 11:11 pm 6. Aquaferieion

---

Page: 19

---

 Ecousha-2 EshfataRA **platform** (Maui anchor site) initiates activation within the Aquaferieion  
Host

---

Page: 27

---

 of Luna-A" **platform** in the LA HE de Luna passage at the center


---

File : [2007-11\\_AmsterdamClass\\_scan.pdf](#)  
Title : Amsterdam Class  
Subject : Multiple Choice Questions and Answers  
Author : MCEO Freedom Teachings  
Keywords :

---

Page: 5

---

 spaces, the Aurora **Platforms** in our atmosphere. 9. Sliding: The next stage in working

---

Page: 7

---


 and the Aurora **Platforms** (b) the Adashi Temples are (c) the Hibernation


---


Page: 39

---

 into the Aurora **Platforms**, and from there to the Adashi Temples. 11. What structures

 together the Aurora **Platforms**, and what do they form all together? • The Ecousha


 • The Ecousha **Platforms** (AdorA side). They link together the Aurora Platforms (


 together the Aurora **Platforms** (EtorA side), and when they all link together they

---

Page: 40

---

 which of the **Platforms** ( 4 Safe Zones) are open, and that depends on

 Platfonn: Safe Zone **Platform** that steps over the Reversed Light Fields that are caused

 c) The Ecousha **Platform**. (d) Inner Earth. 3

---

Page: 41

---

 a) The Aurora **Platform**. (b) The Host Shield-the Aquafereion Shield, direct descendents

---

Page: 81

---

 • These are **platforms** in Ascension Earth that we are being trained to access

 Vocabulary 1. Ecousha **Platform: Platform** in between the Aurora Platforms. 2. Slide Fields: These

 between the Aurora **Platforms**. 2. Slide Fields: These are fields into which we are


---

File : [2007-11\\_LegacyOfLostTranscript.pdf](#)  
Title : Legacy of the Lost (Amsterdam workshop transcript)  
Subject : Legacy of the Lost, Freedoms of the Found, the Milky Way Mysteries, Halls of Records and the Jesus Codes  
Author : MCEO Freedom Teachings  
Keywords :

---

Page: 51


---

 building on that **platform**, have moved so far forward I couldn't remember half of

---

Page: 158


---

 a series of **platforms** called Aurora Zones or Safe Zones that run in between

---

Page: 159


---


 are these Aurora **Platforms** that are called "safe zones" that run in between

---

Page: 160

---

 following the Aurora **Platforms** that you will be able to go and to visit

 through the Aurora **Platforms** which are the Safe Zone Platforms that step over the

 the Safe Zone **Platforms** that step over the reversed Light Fields that are caused

---

Page: 161


---

 through the Aurora **Platforms** in a specific way without falling into Hibernation Zones particularly

 into the Aurora **Platforms**. There is something we're going to talk about tomorrow too

 called the Ecousha **Platforms** that link together the Aurora Platforms, and when they all


 together the Aurora **Platforms**, and when they all link together, they form layers of

 which of these **platforms** are open, and that depends on which part of the

---

Page: 238


---

 a floor, a **platform** running through the middle and we will all be comfortably

---

Page: 257


---


 called the Aurora **Platforms** in the Ascension Earth if it were to go bad.

---





Page: 259



---





 are called Aurora **Platforms** and these have to do with the Ascension Matrix, the



 when the Aurora **Platforms**, and there are several of them, when they link together

---

-  out the Aurora **Platforms**. These would be the safe zones. The one that is
-  a Density 1 **platform** is called the Aurora 1 Platform and it's subterranean. It
-  the Aurora 1 **Platform** and it's subterranean. It would be like subterranean, go down
-  the Aurora 2 **Platform**. These form the Cloud Cities that Copvtight A"shavana & A"hzavana

-  you have Aurora **Platform** 3. These are the Ocean Cities of Aquafereion and these
-  the Aurora 4 **Platforms** that are referred to as the Winterlands, because of certain

-  into the Ecousha **Platforms** now. Just know the word "Ecousha Platform" refers to
-  word "Ecousha **Platform**" refers to platforms in between the Aurora Platforms that connect
-  Platform" refers to **platforms** in between the Aurora Platforms that connect to the AdorA
-  between the Aurora **Platforms** that connect to the AdorA side, and when you activate

-  connect into various **platforms**. These connect into the Aurora Platforms that we talked about,
-  into the Aurora **Platforms** that we talked about, the safe zones that are run

-  the Aurora 2 **Platform**. Now, Ah-SA-LE"-Yon, again, is in the AquA"elle
-

File : [2007\\_12TribesVol1\\_scan.pdf](#)  
Title : 12 Tribes Vol 1 transcript  
Subject : scan of the 12 Tribes Volume 1 binder  
Author : MCEO Freedom Teachings  
Keywords :

---

Page: 2

---

 the Aurora 2 **Platform** Cloud City . . . . .

---

Page: 4

---

 "dissolves the **platform** of hierarchical structure" that is often associated with the teacher/

---

Page: 70


---

 there are certain **platforms** of perception some of you may be familiar with already,

---

Page: 76

---

 are 3 distinct **platforms** of perception that I found, and tripped into not looking

---

Page: 78

---

 to do with **Platform-3** What was interesting was one of those people was

---


Page: 87

---

 see where those **platforms** that I've seen, because they will be the platforms that

 will be the **platforms** that will begin to help you project to first. We've


 fields of that **platform**. We can transmit that signature to you, to assist you

 where those particular **platforms** are, and what we do to begin projecting to them.

---

Page: 90


---

 tomorrow- where those **platforms** are, and what they are connected to, but I have

---

Page: 100


---

 that relates to **platforms** of perception or points of personal projection and I understand


---

Page: 113



---

 they give us **platforms** of perception where we can ... by running Krystal River

 to access these **platforms** of perception, just like we are on a platform of

 are on a **platform** of perception here- that is this shield. Actually our perception

 here. These are **platforms** that you can perceive from When we get our consciousness

 see from this **platform** what is down here, and down here, are the subterranean  
 would have another **platform** of perception. We'd probably see ... from here we would

---

Page: 114




---

 one of the **platforms** I ended up on, and I think I found out

---

Page: 118


---

 on these Aurora **platforms**. We've got 1, 2, 3 ... 1 wonder if my  
 then that other **platform** of perception, which was like some weird place in Brazil,  
 if this was **platform** 1 let's call it .. these would take you into

---

Page: 125





---

 will be 4 **platforms** of perception of Aurora Safe Zones that we will at

---

Page: 128

---

 Aurora Safe Zone **platforms**. If you feel tired or weary or fatigued, try to  
 each of these **platforms** as well, when the time comes. This exercise is complete  
 go investigate these **platforms** on your own. So, the 4 platforms of perception, the  
 So, the 4 **platforms** of perception, the one that we have just moved through-

---

Page: 148


---

 of perception or **platforms** of perception that are created by this set of embedded

---

Page: 150

---

 or stations or **platforms** of perception-that we need to become familiar with as

---

Page: 152


---

 than your average **platform** of perception that will start coming more and more but

---

Page: 163



---

 of matter or **platforms** of perception that do have reality fields in them where

---

Page: 216


---

 creating a contact-**platform** where we will meet our contact guy from Urtha there  
 be your contact-**platform** where you can go to the Adashi Temples yourself to

---

Page: 222

---

 will be 4 **platforms** of perception of Aurora Safe Zones that we will at

---

Page: 225

---



Aurora Safe Zone **platforms**. If you feel tired or weary or fatigued, try to



each of these **platforms** as well, when the time comes. This exercise is complete



go investigate these **platforms** on your own. So, the 4 Platforms of Perception, the



So, the 4 **Platforms** of Perception, the one that we have just moved through-

---

Page: 234

---



on whatever core **platforms** before you get there. But it is the beginning. We

---

Page: 236

---



the 4 Aurora **platforms** run off of the frequencies from this Aurora field around



Aurora fields, the **platforms** will actually- they are also spheres not just little disks

---

Page: 237

---



Urtha. So those **platform** spheres that are also safe zones will allow, they carry



to the Aurora **platforms**. The journey that we just took which is going to

---

Page: 243

---



the A-4 **platform** would be here. A-3 platform is down here, A-



here. A-3 **platform** is down here, A-2 is down here and A-



these are the **platforms** that we were lining up with in the projection and

---

Page: 246

---



is why the **platforms**, the Aurora platforms were created, where we literally have safe



platforms, the Aurora **platforms** were created, where we literally have safe zone platforms to



have safe zone **platforms** to side-step, sometimes right in-between two hibernation zones.

---

Page: 250

---



the Aurora-2 **platform** is right up here where you go through the ozone



the Aurora-2 **platform** and through these maps, through the coordinates that we use

---

Page: 295

---



that are safe **platforms** that you can learn to project through with your RaSh

---

Page: 317

---



thing, about the **platforms** of perception that Ash was referring to yesterday, which began

---

Page: 320

---



exist between the **platforms** that we utilize as a passageway. And the way that

---

Page: 334

---



 use the Aurora **platforms** to actually pop past Hibernation Zones that could take you

---

Page: 351

---

 is that Aurora **platform**? If you're aiming for something, you need to be specific.

---

Page: 360


---

 of the Aurora **platforms** that go between here and the Adashi Temples, that there

---

Page: 376


---


 with the Aurora **platforms** as needed because you already have those directional instructions active

---

Page: 379

---

 creating a shield **platform** that you are laying on and that will float like

 imagine now that **platform** that you have your RaShaLAe body on, hovering about your

---

Page: 399

---

 4 Aurora-4 **platforms** of the Gyrodome. These weren't going to need ... they


 through the Aurora **platforms** into direct meeting with those from Urtha by going to

---

Page: 402

---

 There are 4 **platforms**. They call them the Aurora platforms that are ... they

 them the Aurora **platforms** that are ... they run Kristiac frequency that have been

---

Page: 407


---

 and Aurora 4 **Platforms** and the whole Host Shield, so we'll learn more about


---


Page: 413

---

 the 4 Aurora **platforms**. These little things over here, these little boxes that are

 the Aurora-1 **platform**. The Aurora-1 platform is literally a zone that is

 The Aurora-1 **platform** is literally a zone that is running on proper frequency


 use the Aurora **platforms** to hop through because running through here also you have


---


Page: 414

---

 of the Aurora **platforms** it will progressively- but first in our own selves right

 will see the **platforms** that are the Safe Zones so you don't get dragged


 going to these **platforms**. We'll see cities, this one the Aurora-1 platform, these

 the Aurora-1 **platform**, these are I believe partial subterranean, they The MCEO Freedom

---

Page: 415


---

 the Aurora-2 **platform** and these appear as Cloud Cities. Where there's people seeing

---

Page: 433


---


 a very strong **platform** to get through to make sure you stay in the

---

Page: 434

---

 to the Aurora **platforms** that are the Safe Zone platforms and that is why,

 the Safe Zone **platforms** and that is why, they've never taught projection like astral

---

Page: 435


---

 as the Aurora **Platforms** activate and as the Gyrodome activates. It will progressively create


---

Page: 470

---

 the Aurora-1 **Platform** Alright that is the, this is connected with the Shala-

 to the safety **Platform**- 1. From there you can- they're saying that when you


 the Aurora-1 **Platform** to the Aurora-2 Platform These are connected to Peru

 the Aurora-2 **Platform** These are connected to Peru and Machu Picchu by the


---

Page: 508

---

 merges the Aurora **Platform**-1 Subterranean Cities with the Aurora Platform-2 Cloud Cities

 with the Aurora **Platform**-2 Cloud Cities and merges those two areas into a

 the Aurora-3 **Platform** Ocean Cities that are in the subterranean, literally, Aquifers of

---

Page: 518

---

 the 4 Aurora **Platforms** in that allow for the Gyrodome to be activated to

---

Page: 524

---


 places the Aurora **Platforms** in these spaces where ... in-between the Seals. The

---

Page: 525

---


 where the Aurora **Platforms** are is the one you have a copy of on

 where the Aurora **Platforms** are. I wasn't sure if I ever got that one

---

Page: 526

---

 A3, and A4 **Platforms** Now, they are not just little seals. They are actually

 rightL that are **Platform** Bands that run in-between so you can have safe

---

Page: 527


---


 use the Aurora **Platforms**, you will progressively become more and more immune to getting


---

Page: 528

---

 the Aurora-1 **Platform** And ... I just pulled these out to the side


 see in that **Platform** are these things, right? So, the Aurora-1 Platform are


 the Aurora-1 **Platform** are the Subterranean Cities. They are part 02, part 01

---

Page: 529

---


 the Aurora-1 **Platform** and the Aurora-2 Platform Cloud Cities. So, you are


 the Aurora-2 **Platform** Cloud Cities. So, you are going from subterranean up into


---


Page: 530

---

 the Aurora 2 **Platform** Cloud City [DVD 2, Session 9] A"sha Welcome Tribe

 the Aurora 2 **Platform** Cloud City in the Thermosphere. We are going to go


 the Aurora 1 **Platform**. And that Platform is a biome and it is an


 Platform. And that **Platform** is a biome and it is an inhabited biome, inhabited


---

Page: 532

---

 the Aurora 1 **Platform** from the previous journey Now imagine that your Advisor takes


 the Aurora 1 **Platform** So, everyone is linking now with ... making a connection


 the Aurora 1 **Platform**. Now, we are all going to go together, but particularly

---

Page: 533

---


 the Aurora 1 **Platform** up a stone passage up through the mantle up through


 the Aurora 2 **Platform** Cloud City main gate This opens into the Ah-SA-

---

Page: 534

---


 this particular Aurora **Platform** 2 Cloud City University. Not everyone has to do this


 the Aurora 2 **Platform** Your Tracer will remain as a resident in the Ah-


---

Page: 535

---

 from Aurora 2 **Platform**, up pasL through and past Aurora 3 Platform, up through


 past Aurora 3 **Platform**, up through and past Aurora 4 Platform and the Winterlands


 past Aurora 4 **Platform** and the Winterlands and directly into Ring 3 of the

---

Page: 538

---


 the Aurora Field **Platforms** They are the only two that are accessible at this


 of the Aurora **Platform** 2 Cloud Cities. In the Floor 3 you will meet

---

Page: 548







---

 Earth and Aurora **Platforms**, NET Bands, and Hibernation Zones III Lifeborn Cycle Stage-4



Page: 550

---

-  „v<? 0. **Platform** <?J"" Safe Zones 0?:P~ ~"V/-----1 Q
  -  & 4 Ecousha **Platforms** has 5 Planes & 5 matter states of the Aurora
  -  activates/opens Aurora **Platforms** (V Aurora Platforms activate Aqualene Sun Fields of Aquaferion)
  -  (V Aurora **Platforms** activate Aqualene Sun Fields of Aquaferion Shield @ Aqualene Sun
  -  Crystal City Linking **Platforms** @AdorA Ecousha Sites activate Gyrodome Host Sphere @ Gyrodome
  -  merges 4 Aurora **Platforms** & 4 AdorA Ecousha Sites, activating the Aurora Slide Zone
- 

Page: 551

---






-  6. The 6 **Platforms** of Perception And Holographic Life Experience in the natural Stai
-

File : [2007\\_12TribesVol2\\_scan.pdf](#)  
Title : 12 Tribes Volume 2 transcript  
Subject : 12 Tribes Volume 2 scan of the binder  
Author : MCEO Freedom Teachings  
Keywords :

---


Page: 12

---

-  things called Aurora **platforms**. They are literally spheres that run, like planes of matter
  -  have four Aurora **platforms** that correspond to the ElorA side. At first, we were
  -  between the Aurora **platforms** something called Ecousha platforms that connect to the AdorA side.
  -  something called Ecousha **platforms** that connect to the AdorA side. They are activating those.
  -  began the Ecousha **platform** activation in Peru. It's kind of nice in one way,
- 



Page: 19

---

-  the strongest projection **platform**. So, we can begin and everybody can get the highest
- 

Page: 82

---

-  they're called Aurora **platforms**. And with the activation of the Gyrodome, the Aurora platforms
  -  Gyrodome, the Aurora **platforms** will merge together to form 3 dimensional reality structures of
- 








Page: 84

---

-  called an A2 **platform**. The A 1 The MCEO Freedom Teachings® Series Presented
- 

Page: 85

---

-  Aurora safe zone **platforms** that have to do with interfaces of Urtha's body and
  -  But the Aurora **platforms**, because Earth is inside of this larger star who still
  -  is an Aurora **platform**. It's called Aurora 4 platform and that is connected, that
  -  called Aurora 4 **platform** and that is connected, that is running in the same
  -  the Aurora 4 **platform** that .. we hop the platforms. We literally start on
  -  we hop the **platforms**. We literally start on surface, go down to one and
  -  using A 1 **platform** to go directly through into the Adashi and what's called
- 

Page: 86

---


-  the Adashi 1 **platform** and then takes you, a, it's literally like a map

 with the Aurora **platforms** up into Adashi so you don't get snared into Hibernation

---

Page: 87


---

 also the A3 **platform** that you can pop through so you don't get caught

---

Page: 88

---

 to the A4 **platform** except now I do believe because they're going to have

---

Page: 89

---

 with the Aurora **platforms** as well. But, we get an idea of the interface

---

Page: 90


---


 when the Aurora **platforms** come together. There's a huge amount of information but I


---


Page: 91

---

 on the Aurora **platforms** and ride the Aurora platforms up so you can get

 ride the Aurora **platforms** up so you can get out from under the NETs

 where the Aurora **platforms** would be. You have the Aurora 1 platform. Now if

 the Aurora 1 **platform**. Now if our, let me find our surface Earth. Our

 the Aurora 1 **Platform**. It's the subterranean Earth between upper and middle mantle. It's

 here Aurora 2 **Platform** Now the Aurora 2 Platform, if you look where it


 the Aurora 2 **Platform**, if you look where it is, here's surface Earth, here's

 of either this **platform** or the ones that correspond to the OZ Hibernation Zones.

 the Aurora 2 **Platform** Cloud Cities. We go up from there and we have

 That Aurora 3 **Platform** are the Ocean Cities because they're connected into the Aquifers

 the Aurora 4 **Platform**. These are called the Winterlands. The name of this one

 4. These are **platforms** that are on the AdorA side that, in an emergency,

---


Page: 92

---

 the Ecousha 1 **Platform**, right The Ecousha 2 Platform connects into Machu Picchu and

 The Ecousha 2 **Platform** connects into Machu Picchu and that's one of the things

 and Aurora 3 **platforms** are merging to form the Aurora 2 slide or the

 bring the 4 **platforms** together and they form a full-on 3 dimensional reality

---

Page: 93

---


 the Aurora 2 **Platform**, the Cloud Cities. When you see these bits here, these


 the Aurora 3 **Platform** These here, they're like a sapphire color blue, these are


---


Page: 94

---

 into the Ecousha **Platforms** So the Ecousha Platforms could be activated from there. This

 So the Ecousha **Platforms** could be activated from there. This is where they were


 the Aurora 2 **Platform** and it activated this, the Central Chamber on 7. So


 layers on the **platforms** correspond going up to ... it shows only up to

---

Page: 95

---


 for Aurora 2 **platform**. When you're aiming for the Aqua-white-blueey clouds, you're

 the Aurora 3 **platform**. They haven't showed us yet what imagery, and these are

---

Page: 96

---

 when those Aurora **platforms** merge and everything, these all are on the Astura passages

---

Page: 125


---


 the different Aurora **Platforms** and the different layers of our atmosphere. This was showing


---

Page: 150

---

 the Aurora 2 **Platform** with the ... no, (A'sha sounds surprised) the Aurora


 the Aurora 3 **Platform** with the Aurora 4 Platform, ok. It's another expedition of

 the Aurora 4 **Platform**, ok. It's another expedition of frequencies coming in to strengthen

---

Page: 182


---


 is called Aurora **Platform-2** So all of these are map coordinates that plug


---


Page: 183


---

 called 4 Aurora **Platforms** First, these Platforms-which are like planes that exist in-

 Platforms First, these **Platforms**-which are like planes that exist in-between certain layers

 called the Ecousha **Platforms**, that have to do with the AdorA side. And when,


 when Aurora-2 **Platform** and Aurora-3 Platform first activate, then merge through their


 and Aurora-3 **Platform** first activate, then merge through their Ecousha activation, that will


---


Page: 185


---

 the Aurora-3 **Platform** The Aurora-3 Platform on here, this area here, which

 The Aurora-3 **Platform** on here, this area here, which is in the Van

 the Aurora-3 **Platform**, this pink band will correspond with the Aurora-2 Platform

 the Aurora-2 **Platform** This corresponds with something called the Ecousha-1 Platform that


 the Ecousha-1 **Platform** that opens into the AdorA side- we're on the ElorA

---

Page: 186

---


 the Aurora-4 **Platform** Each of these places correspond with site locations. These were


 the Aurora-4 **Platform** that would take you into the Adashi Temples that are

---

Page: 187

---


 the Aurora-2 **Platform** and back down into Cusco. This one goes up into


 the Aurora-4 **Platform** is, and I have to read it closer, I need

---

Page: 191

---

 Aurora **Platforms** and those kind of things. So, we'll get into a

 up the Aurora **Platforms** So there is a lot to them, but I hope

---

Page: 209


---


 about Ecousha-TA **Platforms** we are talking about these Core Krystals that actually sit


---

Page: 218


---

 a series of **platforms**, or Safe Zones, that are created through the Aurora field


 3, Aurora-4 **Platforms** allow us to jump through the Hibernation Zones. The Hibernation

 jump the Aurora **Platforms** The activations we're going through activate first and then merge

 merge these Aurora **Platforms** to form what is called the Gyrodome field The Gyrodome

 one of these **platforms**, like A-1 and A-2 are combined, and form

 2 and 3 **Platforms** activating and merging together. Slide Zone-3 would be from

 and Aurora-4 **Platforms** activating together. They each form a three dimensional field There's

---


Page: 219

---

 to the Aurora **Platforms** In between here you would see Aurora Platforms I'll show

 would see Aurora **Platforms** I'll show you real quick what that looks like, and


 where the Aurora **platforms** come in. These are the four Aurora platforms. They each


 the four Aurora **platforms**. They each are different We'll get into which ones are


---

Page: 220

---

 the Aurora-3 **platform**. There are what are called the Winterland cities, that looks

 the Aurora-4 **platforms**. When we do Aqualene Sun activations, RaSha body progressive activations,

 called the Ecousha **platforms**- that run in between each of these There's Ecousha-1,

 4. The Ecousha **platforms** open up the Adora side, which expedites the process of

 up through those **platforms**, as do these. That was the Caduceus. I just wanted

 have the heart **platform**, the four hearts of the Krystal Heart Passage. One Krystal

---

Page: 221

---



 -the Aurora **platforms** and slide zones on the map. So, each span has



---

Page: 253



---

 into the Adashi **platforms** or the Aurora platforms on the way up to the  
 or the Aurora **platforms** on the way up to the Adashi temples. So all

---

Page: 260




---

 through the Adashi **platforms**, or the Aurora platforms up to Adashi, we're actually coming  
 or the Aurora **platforms** up to Adashi, we're actually coming into each other's range

---

Page: 276


---

 have the Ecousha **Platforms**, yeah ... when we talked about the Ecousha Levels, the,  
 together the Aurora **Platforms** and remember, this is going up in our Atmosphere, going  
 the "A" **Platforms**, in order to get up to Adashi. And you get

---

Page: 278





---

 use these as **platforms** and meet you there and take you on other journeys

---

Page: 287


---

 the AdorA Ecousha **platforms**. Remember how the Ecousha platforms were in between the  
Aurora  
 how the Ecousha **platforms** were in between the Aurora platforms and they actually linked  
 between the Aurora **platforms** and they actually linked them together? We actually had to  
 run the Ecousha **platforms** and they take us on a guided journey down through

---

Page: 296

---

 aspects- the Aurora **platforms** going up to Aurora 3. There's still one that has

---

Page: 303






---

 or the Cousha **platforms** around them ... these connect into the AdorA side, where

---

Page: 308

---

 of the Aurora **platforms** that merge through what is in-between them, which are  
 called the Ecousha **platforms**, that connect to the AdorA side. When we do certain  
 into an Ecousha **platform**, and that will allow us to go other places through  
 the Ecousha 1 **platform**. In-between here, the Ecousha 2, and in-between here,  
 by the Aurora **platforms** blending into the Aqualene sun slide zones. I'm not going

---

Page: 310

---


 as large anchoring **platforms**. If we can anchor all sorts of big heavy stuff

---

Page: 316

---

---

 AdorA Ecousha-2 **Platform**, and enter what's called the Gyrodome Spin Gate, to shift

---

Page: 318

---

 the Ecousha-2 **Platform** of the AdorA side. Just imagine our shield just arrived,

---

Page: 324

---


 Ecousha -1 **Platform** on the AdorA side. 36) Now, we're going to go


 AdorA Ecousha-1 **Platform** that connects to the other side of the mirror in

---


Page: 365

---

 the AdorA side **platforms**, where on our ElorA side they are called the Aurora

 called the Aurora **Platforms**, and they are platforms between here and Urtha, which is

 and they are **platforms** between here and Urtha, which is the Star that we

 things called Ecousha **Platforms** that are actually the cross-over ones. Between Aurora Platforms

 ones. Between Aurora **Platforms** here there would be an Ecousha Platform on the AdorA


 be an Ecousha **Platform** on the AdorA side that allows you to actually go


 can bring two **platforms** together to actually - it activates Rasha Body faster and


---


Page: 366

---

 where the Aurora **Platforms** are and how the Aurora Platforms are merging through the

 how the Aurora **Platforms** are merging through the Ecousha Platforms from the AdorA side


 through the Ecousha **Platforms** from the AdorA side in order to create literally the

 the lowest Aurora **Platforms** where you get to the point where your body can

---

Page: 369

---

 of the Aurora **Platforms**, I believe it's the Aurora-2 Platform, is literally the

 the Aurora-2 **Platform**, is literally the Aurora Cloud Cities. And it's fascinating, we'll


 1 and 2 **Platforms**, 1 would be the Subterranean one, 2nd would be the

 on Aurora-3 **Platform** up above that even further up, where these are the

---

Page: 376

---

 the Aurora-1 **Platforms** that would allow you to slide, to do a physical

 the Aurora-1 **Platforms** There is another level that would go with the The

---

Page: 377

---



 of the Aurora **Platform** layers. Eventually when they all activate and the spaces in

 between the Aurora **Platforms** allow them to merge- that is where the Ecoushas are-

---

Page: 413

---

 "em Cousha **Platforms** but they're actually Ecousha Platforms. And one is at 0  
 they're actually Ecousha **Platforms**. And one is at 0 .5, which is in the

---

Page: 442


---

 something called Aurora **platforms**, that when they're fully activated join together to form a

---

Page: 443

---


 activated. The Aurora **platforms** have been activated. The Ecousha platforms that connect to the


 activated. The Ecousha **platforms** that connect to the AdorA side between them have been

---

Page: 446

---

 are called Aurora **Platforms** They are crystalline spheres that when activated, come together and


 by the Aurora **platforms** do. The Hibernation Zones have been trying to use certain


---

Page: 447


---

 have the Aurora **platforms**. It is these four Aurora platforms that are made of

 these four Aurora **platforms** that are made of the frequencies of the Aurora field

 The Aurora 4 **platform** is here, and the outer Van Allen Belt ends here.

 through the Aurora **platforms**, and these Aurora platforms aren't just going out in this


 and these Aurora **platforms** aren't just going out in this direction. They are spheres.

---

Page: 449

---

 interfaces There's Aurora **platforms** that connect into these that we're not going to have

 to the Aurora **platforms** that would go up in between these layers. We would

---

Page: 451

---

 whether the Aurora **platform** spheres surround the Earth.) Yes, they're not little steps. They

 exactly the Aurora **platforms** are in relation to those vertical maps. I pulled them

 have Aurora 1 **platform**, which is a subterranean, which is down beneath the Earth's

 the Aurora 3 **platform** Ocean Cities. These are at a different angular rotation of

 the Aurora 4 **platform** called the Winterlands. These are just outside of the Outer

 are called Ecousha **platforms** that connect the same areas but on the AdorA side



---

Page: 452

---

 the Aurora 2 **platform**, this layer, the Aurora 3 platform, this the Ecousha 1

 the Aurora 3 **platform**, this the Ecousha 1 platform. This is literally an encrypted

 the Ecousha 1 **platform**. This is literally an encrypted map on the technicals that  
 is of those **platforms** that we're showing you. You want to put this one

---

Page: 453

---

 into the Aurora **platforms**. This is where the ascension Earth would be, where up

---

Page: 471

---

 the Aurora 3 **platform**, and she went to Urtha and she was brought back

---

Page: 472

---

 in the Aurora **platforms**, in the slide zones. The slide zones are already there.

---

Page: 481


---

 of Aurora 3 **platform** and Urtha, and then up into Andromeda. "The codes

---

Page: 482

---

 about the Aurora **platforms**, the vertical maps between Earth - where are we- Earth's

---

Page: 522

---


 Aquareion Ecousha-4 **Platform** anchors Urtha Adashi Mid-Mantel (:)") Aurora 4 DE-Neu-

 ShA-ra \:::?:/ **Platform** WINTERLANDS Alon-7 Colorado Anchor Ecousha-3 eN-TU-na-

 TU-na-VA **Platform** Middle of Outer Van Allen Tenerife Anchor Aurora- 3 Aquafereion

 Aurora- 3 Aquafereion **Platform** Ocean Cities VanAllen Gap "Aqua-White Cloud Band" Virginia

 Esh fa TaRA **Platforms** AdorA (Our Aurora-1 &Aurora-2 Platforms EtorA)

 &Aurora-2 **Platforms** EtorA) (j)A. Activation of the "Krystal Heart

 Activates the Ecousha **Platforms** and initiates Activation of the EcoushaTA Passage. (In Urtha

---

File : [2007\\_12TribesVol3\\_scan.pdf](#)  
Title : 12 Tribes Volume 3 transcript  
Subject : 12 Tribes Vol Binder scan  
Author : MCEO Freedom Teachings  
Keywords :

---

Page: 53

---

 Aurora and Ecousha **platforms**. And more of that is what will unfold, all relationships

---

Page: 66


---

 the whole Aurora **Platform** System was designed, to allow a certain set of very

---

Page: 77

---

 can't The Aurora **Platforms** we've talked about are essential, and they run through root

---

Page: 95

---

 into the Aurora **Platform** structure That makes an interface into the Ecousha network that

 have the Aurora **Platforms** on the ElorA side. Then you have on the AdorA


 side the Ecousha **Platforms** that allow for a link between those ElorA sites here.

 here. Those Ecousha **Platforms** are in the same Vector which is Vector -4

 interfaces the Aurora **Platforms** for us. And that one is fine, that one is

 for the Aurora **Platforms** they would not be able to But because of the

 of the Aurora **Platforms** that are characteristic of the first two gates that interface

 So the Aurora **Platforms** were made to interface that, where you could slide over

 through the Ecousha **Platforms** and it's ... they're rather complex. These things for me

---

Page: 96

---


 and to Aurora **Platforms**, then to AshaLA-3, Milky Way number 3. So AshaLA


---


Page: 97

---

 path. What Aurora **Platform** connects to here, then it goes here, then you go

 through the Aurora **platforms**, through the AdorA side and then back over into the

 do the Aurora **platforms** to get to Ash aLA. This one you have, once

 through the Aurora **platforms** just to avoid Earth's Ring of Fire completely, there are

---

Page: 98



---

 to an Aurora **platform**, it could take you half-way there. And you would,

---

Page: 174


---

 using the Ecousha **Platforms** of the Aurora Platforms Vertical Maps to get to the  
 of the Aurora **Platforms** Vertical Maps to get to the Adashi Temples. We're going

---

Page: 176


---

 interface through the **Platforms** that are right in our atmosphere. Now from there we're

---

Page: 202




---

 the Aurora 4 **Platform** will still be open. That's what Alon connects into. So

---

Page: 254

---

 in the Adashi **platforms** ... this is Earth's core and out here is Earth's  
 where the Adashi **Platforms**, the safe platforms are that we take out to get  
 Platforms, the safe **platforms** are that we take out to get out into those




---

File : [2007\\_MCEOordinateSystem\\_scan.pdf](#)  
Title : The MCEO Ordinate System  
Subject : details related to MCEO ordinations  
Author : MCEO Freedom Teachings  
Keywords :

---



Page: 14

---

-  the Amoraea Contact **Platform** technique a and use that platform to meet your Rishi.
  -  and use that **platform** to meet your Rishi. The Melchizedek Rishis we work with,
  -  Passage) From this **platform** you can clear space, you can work on healing and
- 

Page: 43

---









-  Maharic Shield, the **platform**-disc 12" below your feet, up into the tailbone and
  -  Maharic Shield, the **platform**-disc positioned 12" below your feet, up into the tailbone,
-

File : [2008-01\\_EngagingLoadOutWorkshopTranscript\\_scan.pdf](#)  
Title : Engaging the Load Out (workshop transcript)  
Subject : Full transcript for FOL "08 workshop  
Author : MCEO Freedom Teachings  
Keywords :

---

Page: 59







---

 is a/so, **platforms** in between that connect-they are called the Aurora Platforms.  
 called the Aurora **Platforms**. The Aurora System is the Aqua"elle System; it is the  
 and there are **platforms** that are easier to get to frequency-wise and DNA-  
 through the Aurora **Platforms**, I wouldn't doubt. They are probably the AshaLA Platforms; that  
 probably the AshaLA **Platforms**; that is the AshaLA Milky Way Universal Star Gate 3  
 So, anyway, Aurora **Platforms**: One, Two, Three and Four. They run between our, between  
 actually jump the **platforms**, and we've been taught to project through the platforms to  
 project through the **platforms** to get to the Adashi Temples in projections. Eventually, some

---

Page: 61





---

 these, the Aurora **Platforms**, there are specific ones. This one is the Aurora 1  
 the Aurora 1 **Platform**, fits in here. I pulled it out here, so you  
 the Aurora 2 **Platform**, is referred to as the Cloud Cities of Ah-SA-  
 the Aurora 3 **Platforms** of the Ocean Cities, alright? And, these are in the-  
 the Aurora 4 **Platform**. And, it's just outside of the Outer Van Allen Belt,  
 the Aurora 3 **Platform**. Then if we go up, we have H-Zone 3

---

Page: 63

---

 between the Aurora **Platforms**, there are what were called Ecousha Platforms, right? They ran  
 were called Ecousha **Platforms**, right? They ran in between, and they would link together  
 link together Aurora **Platforms**. The Ecousha Platforms connected to specific sites on the Adora  
 Platforms. The Ecousha **Platforms** connected to specific sites on the Adora side. So, you

---

Page: 65

---


 the Aurora-3 **platform** I believe which would be here. So it's not showing

---

Page: 66

---



 to the Aurora **Platforms** which are in the- they are in the Spirit of

---

Page: 135

---

 on the Shield **Platform** that is inside the big Krystar Vehicle. In a moment


---

File : [2008-09\\_Sliders2\\_scan.pdf](#)  
Title : Sliders 2 - Handbook  
Subject : Reclaiming the Vessel - Preparing the Body for Slide, Introductory Telluric Body Training  
Author : MCEO Freedom Teachings  
Keywords :

---

Page: 26


---

 and sets the **platform**" for entering the deeper "GrU"al State" of full Conscious

---

Page: 27

---

 is the "**platform** of consciousness" from which the Planetary, Solar, Galactic and Cosmic

---

Page: 31


---

 "Kara-nA"dis **platform**" at the bottom of the Crystal Spiral-Stairway, Hold at

---

Page: 34

---

 "no solid **platform** beneath your feet", as if you had suddenly become "





---

File : [2008-11\\_Sliders3Diary\\_scan.pdf](#)  
Title : Sliders 3 - Diary  
Subject : The Wind Beneath Your Wings, Engaging Spirit for Slide - Workshop Diary  
Author : MCEO Freedom Teachings  
Keywords :

---

Page: 6

---

 Spaces are actual **Platforms** of Perception that lay between where we are in Density-  
 consciousness to these **Platforms** of Perception that are between the "Veils of Time",  
 into these Planes/**Platforms** is opening the corresponding level of these Um-shaddhi Spaces  
 the 5 Karanadial **Platforms**; which together with the Karna-nA"dis Seals make up the

---

File : [2008-11\\_Sliders3\\_Scan.pdf](#)  
Title : Sliders 3 - Handbook  
Subject : The Wind Beneath Your Wings - Engaging the Spirit for Slide, Introductory Atomic-Etheric, Rasha & Spirit Body Training  
Author : MCEO Freedom Teachings  
Keywords :

---

Page: 3

---



explore the Karanadial **Platforms** and related multidimensional anatomy, to enter the "Transcendental State



Domain) Umshaddhi Karanadial **Platforms** and the Gha-Fa into the AhVE-yas Watchtower "

---

Page: 4

---



communion "Meeting **Platforms**" of the Karanadis Complex. DAY-7. 9-11 PM in


---

File : [2009-01\\_FOLFloatingBuddhas\\_scan.pdf](#)  
Title : FOL "09 - Supplement  
Subject : Brave New World & the Floating Buddhas, The Treaty of Al-Ben"-Yhan, Being Buddha, Engaging YOUR Place of Power, Healing the Wounds of Time, Elemental Command Slider Teams & the 12:12 Aquai"-ah de So-La"-RA LU"-na Transmissions  
Author : MCEO Freedom Teachings  
Keywords :

---

Page: 9


---


 mathematical geomantic shield **platform** that is used to amplify the protection, power and range

---

Page: 10

---


 Adashi Temples Aurora **Platforms** Shala-3 Eiradhani Healing Temples AshaiA-3 Ashalum Edonic Healing

 Hybrids from Aurora **Platforms**) Refined Human Form, breathe air or water, various races, skin/

---

Page: 11

---

 mathematical geomantic shield **platform** that is used to amplify the protection, power and range


---

File : [2009-04\\_DrumsOfAquaferion\\_scan.pdf](#)  
Title : Drums of Aquaferion - Handbook  
Subject : Doorways Through Time and the Drums of Aquaferion Circle of Life Drum Circle Celebration  
Author : MCEO Freedom Teachings - Ashayana Deane  
Keywords :

---

Page: 15


---

 Krystal River Aurora **Platforms**, Earth's Aquaferion Shield engages 1st Prana Exchange Cycle on AnshaTAsa

---

Page: 24

---


 mathematical geomantic shield **platform** that is used to amplify the protection, power and range

---

Page: 25

---

 em pies Aurora **Platforms** Shala-3 Eiradhani Healing Temples AshaiA-3 Ash alum Edonic

 Hybrids from Aurora **Platforms**) Refined Human Form, breathe air or water, various races, skin/

---

Page: 31


---

 Continuum Biological Frequency **Platforms** corresponding to the Aurora Continuum. Activating and opening the Round-

 Continuum Biological Frequency **Platforms** creates a "Bio-filter Shift" out of the Round-

 Continuum Biological Frequency **Platforms**, and their inherent Middle-Earth Actuality Dominion Edonic Code, are

 Continuum Biological Frequency **Platforms** progressively activate and "replace" the Probabi/ity-4 Bio-

 Continuum Biological Frequency **Platforms** can be sustained and progressively enhanced thereafter through use of

 Continuum Biological Frequency **Platforms** will enter physical materialization and remain open, allowing Jha-DA"

---

Page: 35

---

 Continuum Biological Frequency **Platforms** can be sustained and progressively enhanced through using this "

---

Page: 38

---

 Continuum Biological Frequency **Platforms**. On days when you use the Technique-1 "35-

 Continuum Biological Frequency **Platforms**.) \* Night-1: Aurora Continuum Time-Travel Technique-1 "

---



Continuum Biological Frequency **Platforms** can be sustained and progressively enhanced thereafter through use of

---

File : [2009-05\\_Sliders4Transcript\\_scan.pdf](#)  
Title : Sliders 4 (workshop transcript)  
Subject : Transcript for Sliders 4 Workshop  
Author : MCEO Freedom Teachings  
Keywords :

---

Page: 13

---

 create a manifest **platform** in between the two spaces, where the type of some

---


Page: 28

---

 Continuum Biological Frequency **Platforms** corresponding to the Aurora Continuum. Activating and opening the Round-

 Continuum Biological Frequency **Platforms** creates a "Bio-filter Shift" out of the Round-


 Continuum Biological Frequency **Platforms**, and their inherent Middle-Earth Actuality Dominion Edonic Code are

 Continuum Biological Frequency **Platforms** progressively activate and replace the Probability-4 Bio-Net Control

---

Page: 29

---

 Continuum Biological Frequency **Platforms** can be sustained and progressively enhanced thereafter, through use of

 Continuum Biological Frequency **Platforms** will enter physical materialization and remain open, allowing the Jha-

---




File : [2009-05\\_Sliders4\\_scan.pdf](#)  
Title : Sliders 4 - Handbook  
Subject : The Call of Aurora Probability Alignments & The Adjugate Bond,  
Intermediate Atmic / Ah-VE"-yas Body Training  
Author : MCEO Freedom Teachings  
Keywords :

---

Page: 24


---


 mathematical geomantic shield **platform** that is used to amplify the protection, power and range

---

Page: 25

---

 Adashi Temples Aurora **Platforms** Shala-3 Eiradhani Healing Temples AshaiA-3 Ashalum Edonic Healing


 Hybrids from Aurora **Platforms**) Refined Human Form, breathe air or water, various races, skin/

---

Page: 31

---

 Continuum Biological Frequency **Platforms** creates a "Bio-filter Shift"" out of the Round-

 Continuum Biological Frequency **Platforms**, and their inherent MiddleEarth Actuality Dominion Edonic Code, are activated

 Continuum Biological Frequency **Platforms** progressively activate and "replace" the Probability-4 Bio-Net

 Continuum Biological Frequency **Platforms** can be sustained and progressively enhanced thereafter through use of

 Continuum Biological Frequency **Platforms** will enter physical materialization and remain open, allowing JhaDA" Body







---

File : [2009-08\\_Sliders5\\_scan.pdf](#)  
Title : Sliders 5 - Handbook  
Subject : Essential Alignment, Stardust Flow, Mirror in the Sky & the Orbs of  
Aquaferion - Freeing the Body For Slide, Intermediate Telluric Ah-VA"-yas  
Body Training  
Author : MCEO Freedom Teachings  
Keywords :

---

Page: 33

---


-  and the Aurora **Platform** Safe Zones Spanner I:iate 7 Slide Sites "Y~~
  -  & 4 Ecousha **Platforms** has 5 Planes & 5 Matter States of the Aurora
  -  I opens Aurora **platforms** @Aurora platforms activate Aqualene Sun fields of Aquaferion Shield
  -  platforms @Aurora **platforms** activate Aqualene Sun fields of Aquaferion Shield G)Aqualene Sun
  -  Crystal City Linking **platforms** @AdorA Ecousha sites activate Gyrodome Host sphere ® Gyrodome
  -  merges 4 Aurora **platforms** & 4 AdorA Ecousha sites activating the Aurora Slide Zone
-

File : [2009-10\\_Sliders6Transcript\\_scan.pdf](#)  
Title : Sliders 6 (workshop transcript)  
Subject : Transcript for Sliders 6 workshop  
Author : MCEO Freedom Teachings  
Keywords :

---

Page: 18


---

 into that open **platform** that you can look out over the horizon and stuff,

---

Page: 19

---


 Rish"-ma-Ta"A **platform**, imagine you go to the edge and you're standing at

 exhale from whichever **platform** you're aiming from Exhale ... if you're coming from just

---

Page: 27


---


 that as a **platform** to understand the Grid Work that we're going to be

---

Page: 60

---


 strong "sustainability **platform**" focused on better Earth-resource management until 2230 AD, while

 Loyalists within this **platform** will push for greater space programs to expand immediate potentials

---

Page: 107


---

 it's like a **platform** underneath all of our lotuses that are floating in the

---

Page: 140


---


 the Transharmonic Aurora **Platforms** You can move into other Reality Fields. So this is

---

Page: 179

---

 or using this **platform** or that platform, and it is really going to be

 platform or that **platform**, and it is really going to be sad because there's

---

File : [2009-10\\_TalkTownRadio\\_scan.pdf](#)  
Title : Talk of the Town Radio Interview #2  
Subject : Radio Show transcript  
Author : Ashayana Deane and Sarah Simmons  
Keywords :

---

Page: 8

---



strictly a healing **platform?** A"sha The Silver Seed Awakening has many layers to it.

---

File : [2009\\_Summary2\\_scan.pdf](#)  
Title : Summary 2  
Subject : Introductory Topic Summary 2, Contemporary Origins and Evolution of the MCEO Teachings  
Author : MCEO Freedom Teachings - Ashayana Deane  
Keywords :

---

Page: 19


---


 complementary, believably cohesive **platform** of false unified history" to which masses of "awakening

---

Page: 32

---

 strong "sustainability **platform**" focused on better Earth-resource management until 2230 AD, while

 Loyalists within this **platform** will push for greater space programs to expand immediate potentials

---

File : [2010-01\\_ElementsOfDiscovery\\_scan.pdf](#)  
Title : The Elements of Discovery - Handbook  
Subject : 15 Dimensional Anatomy, Exploring the God Worlds, Cosmic Clock, Gifts of the KRYSTHL River Prayer  
Author : MCEO Freedom Teachings - Kathara Team  
Keywords :

---

Page: 51

---



6. The 6 **Platforms** of Perception And Holographic Life Experience in

---

File : [2010-01\\_FOL10Diary\\_scan.pdf](#)  
Title : FOL "10 - Diary  
Subject : AmorAea KRYSTHL Temples, the Monadic Passage & Galactic Spiral  
Alignments, Aquafereion Shield Stardust Blue Transharmonic AmorAea  
Merkaba Activation 1 - Workshop Diary  
Author : MCEO Freedom Teachings  
Keywords :

---

Page: 2

---



Aurora Continuum and **platforms** than the normal DN-2 Merkaba and they also allow



AdorA side Ecousha **Platforms**, so we can bypass any NET -affected areas on

---

File : [2010-04\\_CamelotInterview\\_scan.pdf](#)  
Title : Camelot Interview - Handbook  
Subject : Diagram pack for Camelot Interview  
Author : MCEO Freedom Teachings - Ashayana Deane  
Keywords :

---

Page: 9







---

 6. The 6 **Platforms** of Perception And Holographic Life Experience in the natural Stairway

---

Page: 21







---

 and the Aurora **Platform** Safe Zones \*Each of the 4 Aurora & 4  
 & 4 Ecousha **Platforms** has 5 Planes & 5 Matter States of the Aurora  
 I opens Aurora **platforms** (ll Aurora platforms activate Aqualene Sun fields of Aquafeneion  
 (ll Aurora **platforms** activate Aqualene Sun fields of Aquafeneion Shield @ Aqualene Sun  
 Crystal City Linking **platforms** @ AdorA Ecousha sites activate Gynod ome Host sphere @  
 Gyrodome merges 4Aurora **platforms** & 4 AdorA Ecousha sites activating the Aurora Slide Zone

---

Page: 60

---

 and the Aurora **Platform** Safe Zones "Each of the 4 Aurora & 4  
 & 4 Ecousha **Platforms** has 5 Planes & 5 matter states of the Aurora  
 activates/ opens Aurora **Platforms** ~Aurora Platforms activate Aqualene Sun Fields of  
Aquafereion Shield  
 Platforms ~Aurora **Platforms** activate Aqualene Sun Fields of Aquafereion Shield ® Aqualene  
Sun  
 Crystal City Linking **Platforms** @AdorA Ecousha Sites activate Gyrodome Host Sphere @  
Gyrodome  
 merges 4 Aurora **Platforms** & 4 AdorA Ecousha Sites, activating the Aurora Slide Zone

---




File : [2010-04\\_MakersOfWingsDiary\\_scan.pdf](#)  
Title : Makers of Wings - Diary  
Subject : Makers of Wings and Other Things, The Orbs of Ah-SA-yas, Planes of Aurora, Ancient Arrows, Planetary Mirror Ball and the Hidden Cities of Earth - Workshop Diary  
Author : MCEO Freedom Teachings  
Keywords :

---

Page: 3

---

 on the Aurora **platforms**, the 01-3, Dn-1 , 04 & 05 NET


---

File : [2010-04\\_MakersOfWings\\_scan.pdf](#)  
Title : Makers of Wings and Other Things - Handbook  
Subject : The Orbs of Ah-SA-yas, Planes of Aurora, Ancient Arrows, Planetary Mirror Ball and the Hidden Cities of Earth  
Author : MCEO Freedom Teachings - Ashayana Deane  
Keywords :

---

Page: 8

---

 Earth and Aurora **Platforms**, NET Bands, and Hibernation Zones D-1 Urtha 03 Span-

 Agartha subterranean Aurora **Platforms** A-4 (D-3 12.5) = D-214.5 A-

---

Page: 9

---


 and the Aurora **Platform** Safe Zones "Each of the 4 Aurora & 4

 & 4 Ecousha **Platforms** has 5 Planes & 5 matter slates of the Aurora

 I opens Aurora **Platforms** (i) Aurora Platforms activate Aqualene Sun Fields of Aquaferion

 (i) Aurora **Platforms** activate Aqualene Sun Fields of Aquaferion Shield @Aqualene Sun

 Crystal City Linking **Platforms** @)AdorA Ecousha Sites activate Gyrodome Host Sphere @Gyrodome

 @Gyrodome merges4Aurora **Platforms** & 4 AdorA Ecousha Sites, activating the Aurora Slide Zone



---

File : [2010-08\\_Sliders8\\_scan.pdf](#)  
Title : Sliders 8 - Handbook  
Subject : Awake, Aware, and ALIVE in the Lands of Aah, The Sea of Ah-Yah, Eternal Stream of Ah-Yah-YA the Covenant of Ah-Yah-Rhu and Eternal Dream Fields of the ONE, Preparing the Body for Slide - Advanced Level  
Author : MCEO Freedom Teachings  
Keywords :

---

Page: 7

---

 Shield-Disc energy-**platform** that runs through the —Aurora Continuum|| and planes of  
 with the Aurora **Platforms**, Host-Gate-interface-Systems, organic Spanner Core Ascension Gates and

---

Page: 9

---

 Aurora Safe-Zone **Platforms||** to allow Earth's life field safe inter-dimensional communication

---

Page: 10

---

 enables the Aurora **Platforms**, Gates and Gyrodome Fields of the Krystal River Host to

---

Page: 13






---

 Zones, Aurora/Ecousha **Platforms** and Aquaifers, and locations of the inorganic Metatronic NET-fields

---

Page: 14






---

 5 EtorA Aurora **Platforms** within Earth's Krystal River Host Planes; progressive activation of  
 Crystal City Linking-**Platforms**, activation of which progressively activates the Gyrodome Host Sphere frequency  
 and 5 Ecousha **Platforms**, activating the Aurora Slide Zone Earth Host Domain between Earth  
 16 to Aurora **Platforms**, Tribes-4 initiates opening of Krystal River Aurora Platforms, Earth's  
 Krystal River Aurora **Platforms**, Earth's Aquaferion Shield engages 1st Prana Exchange Cycle on

---

Page: 15





---

 cities, Aurora-2 **Platform**, in Earth's Thermosphere. (Rashallah Ring 3 opens) (  
 2 Cloud Cities **platforms**) Ascension Code upgrade to Seeding-2 Krystal-Heart Na-VA-  
 Aurora & Ecousha **Platforms** in Caral, Sacred Valley of the Incas, Cusco and Machu  
 Map depicting Aurora **Platforms** 1, 2 & 3, and Ah-Mu`a ha-DA  
 1; Aurora-1 **Platform** subterranean cities of Ah-RU-NE-Wa (EtorA) and

---

Page: 16


---

-  to Aurora-1 **Platform** subterranean cities Ah-RU-NE-Wa (EtorA) and Ah-
-  and Ecousha-1 **Platform** Ah-Mu`a ha-DA (Machu Picchu-AdorA side).
-  2 Cloud Cities **platforms**) and Seeding-3 Aquari-Human/Indigo-Human/Angelic Human Ascension
-  merger of Aurora **Platforms** 3 & 4. 12 Tribes Class 5 introduces the Krystal

---

Page: 23



---

-  Ashalum, the Aurora **Platform** System, the M31-Tractor Beam, the Adjugate Gate System &

---

Page: 42


---

-  Adashi Temples Aurora **Platforms** Aquafereion – Greeters (Aquari-Earth-Human Hybrids from Aurora
-  Hybrids from Aurora **Platforms**) Refined Human Form, breathe air or water, various races, skin/

---

Page: 103


---

-  mathematical geomantic shield **platform** that is used to amplify the protection, power, and range

---

Page: 104



---

-  mathematical geomantic Shield **platform** that is used to amplify the protection, power, and range

---

Page: 106

---

-  Adashi Temples Aurora **Platforms** Aquafereion – Greeters (Aquari-Earth-Human Hybrids from Aurora
-  Hybrids from Aurora **Platforms**) Refined Human Form, breathe air or water, various races, skin/
-

File : [2012-01\\_Sliders12Pt1\\_scan.pdf](#)  
Title : Sliders 12 Part 1 - Handbook  
Subject : Externalization of the KRYST, Secrets of the Tan-Tri-A"Jha, The 7 Suns of Cos-MA-yah, Keys of Aden, Budding of the Lotus Seed and Plasma Body Initiation  
Author : MCEO Freedom Teachings  
Keywords :

---

Page: 2


---

 and the Aurora **Platform** Safe Zones (vertical map) The 5 Tan-Tri-A"jha

---

Page: 14

---

 through Aurora t-- **PlatformsA1-A5** ~ MilkyWay V2 (procyak) Galaxy 1----t:1-.-

---

Page: 15


---

 ra \:1.1 **Platform** WWTERUJOi Alnl Co!grJdo Anchpr (.;") Ecoush&-3 eN.JU-

---

Page: 32

---

 "Island" Host **Platforms.** the Krystar Chamber into the Krystar Chamber of the Density

---

Page: 34

---

 HI-La f--"- **PlatformsA1-A5** <I> •<( g> "" , <>:: -c

---

Page: 37

---

 and the Aurora **Platform** Safe Zones "Each of the 4 Aurora & 4

 I opens Aurora **platforms.** <Z) Aurora platforms activate Aqualene Sun fields of Aquaferieion

 <Z) Aurora **platforms** activate Aqualene Sun fields of Aquaferieion Shield. @ Aqualene Sun

 Crystal City Linking **platforms.** @ AdorA Ecousha sites activate Gyrodome Host sphere. @ Gyrodome

 merges 4 Aurora **platforms** & 4 AdorA Ecousha sites activating the Aurora Slide Zone

 Aurora - 4 **Platform** "Winterlands" Da-Neu"-A ShA-va Just outside of

 3 Aurora- 3 **Platform** "Ocean Cities" Urtha 02 Aquaferers in Van Allen Gap

 Aquaferieion Aurora- 2 **Platform** "Cloud Cities" Ah-SA-LE"-YON in Thermosphere Aurora


---

File : [2012-04\\_Sliders12Pt2\\_scan.pdf](#)  
Title : Sliders 12 Part 2 - Handbook  
Subject : Externalization of the KRYST, Secrets of the Tan-Tri-A"Jha, Dueling  
Plasmas, the 15th Bridge, Myotic Awakening, the 7 Stands of the KRYST-  
Host Fail Safe & Fail Safe Stand 2  
Author : MCEO Freedom Teachings  
Keywords :

---

Page: 35

---

 HI-La r-- **PlatformsA1**-A5 CD I< g> co " <t: -o

---

File : [2012-05\\_DanceOfLilaTranscript\\_scan.pdf](#)  
Title : Pilar of Peace Workshop transcript  
Subject : Full workshop transcript  
Author : ARhAyas Productions - E"Asha Ashayana ARhAyas  
Keywords :

---

Page: 100


---

 but a sound **platform** that was undulating across the top with those little bubbles

---

Page: 121


---

 Now there"s a **platform** under us that is rotating counterclockwise. part of it by

---

Page: 122


---


 the Sanctuary Island **Platform**, from RhAyas Island to Sanctuary Island and downstepping through. I

---

Page: 172

---


 big brown/white **platform** that I"m sitting on. And it feels comfortable I don"t

 and in my **platform** up there and I"m too ... Sometimes it"s really funny,

---

Page: 188

---

 I had that **platform**, I was able to post it But, I was scared


---

File : [2012-05\\_SundayActivationTranscript\\_scan.pdf](#)  
Title : May 2012 Sunday Activation transcript  
Subject : transcript of the activation session  
Author : ARhAyas Productions - E"Asha  
Keywords :

---

Page: 16


---

 there is a **platform** ??? under us which is rotating ... part of it

---

Page: 18

---

 the Sanctuary island **platform**, from RhAyas island to Sanctuary island and downstepping through, I

---



File : [2012-08\\_TreasuresOfTan-Tri-Ahu-ra-handout\\_scan.pdf](#)  
Title : Treasures of the Tan-Tri-Ahu-ra - Handout  
Subject : Gate Walkers, Wave Runners and Star Riders of the KRYSTHL River Host  
Author : ARhAyas Productions - E"Asha Ashayana  
Keywords :

---

Page: 8

---



local"Aurora-ascension **platformsn** associated with the ANShaTAsa Passage are being progressively forced into



and corresponding Aurora **platforms**) of the ANShaTAsa Passage (ShAion-7, Alon-7, KAYlon-


---

File : [2012-12\\_13DaysOfKRYSTHLmass\\_scan.pdf](#)  
Title : 13 Days of KRYSTHLmass  
Subject : Details about FOL post-Dec 2012 workshop  
Author : ARhAyas Productions  
Keywords :

---

Page: 2


---

 Piane Island Ascension **Platforms** & ARhAyas Island Sun-8, Planetary Flame of ARhAyas, Planetary

---

Page: 3


---

 TEi Planes Ascension **Platform**) anchor and activate within the Planetary AI-Hum-Bhra Cathedrals

---

Page: 4

---


 Pianes Island Ascension **Platforms"** (Salvage Island, Sanctum Island, Sanctuary Island, RhAyas Island and

 Fail-Safe Control **Platform**- ARhAyas IslandSun-S). The Planetary Flame of ARhAyas anchored and

---

Page: 5


---


 Piane Island Ascension **Platforms"**. As the Median and Net Earth fields progressively merged following


---


Page: 7

---

 anes Island Ascension **Platforms** (Salvage Isi.-Aurora Earth to 6520AD, Sanctum Isi.-M31-

 Pianes Island Ascension **Platforms** (that run between our Aurora Ascension Earth, M31-Urtha

 ARhAyas Island Ascension **Platform**. The "bottom 4 points" of the Krystal Spire obelisk

 Pianes Island Ascension **Platforms** and our Aurora Ascension Earth Kryst Host field. On 1/

---

Page: 8

---

 Pianes Island Ascension **Platforms** on our Aurora Ascension Earth.

---

Page: 9

---

 "Island Ascension **Platforms"** of the Krystal River Fail-Safe Host. 5. During this

---

File : [2012-12\\_AgeOfEnlightenmentChartpack2\\_scan.pdf](#)  
Title : Dawn of the Age of Enlightenment - Post Workshop Dispensation  
Subject : 13 Days of KRYST-mass and the Planetary Silver Seed Awakening  
Author : ARhAyas Productions, E"Asha Ashayana  
Keywords :

---

Page: 1


---


 1-,land Ascension **Platforms** & ARhAyas Island Sun-8, Planetary Flame of ARhAyas, Planetary


---

Page: 2

---

 TEi Planes Ascension **Platform**) anchor and activate within the Planetary Al-Hum-Bhra Cathedrals


 Planes Island Ascension **Platforms**" (Salvage Island, Sanctum Island, Sanctuary Island, RhAyas Island and

 Fail-Safe Control **Platform**- ARhAyas Island-Sun-8). The Planetary Flame of ARhAyas anchored

---

Page: 3

---

 Plane Island Ascension **Platforms**". As the Median and Net Earth fields progressively merged following

---

Page: 5


---


 Planes Island Ascension **Platforms** (Salvage Isl.-Aurora Earth to 6520AD, Sanctum Isl.-M31-


---

Page: 6

---

 Planes Island Ascension **Platforms** (that run between our Aurora Ascension Earth, M31-Urtha


 yas Island Ascension **Platform**. The "bottom 4 points" of the Krystal Spire obelisk

 Planes Island Ascension **Platforms** and our Aurora Ascension Earth Kryst T-fost field. On

---

Page: 7

---

 Planes Island Ascension **Platforms** on our Aurora Ascension Earth. \* On 1/3/2013,

---

Page: 8

---

 "Island Ascension **Platforms**" of the Krystal River Fail-Safe Host. 5. During this

---

File : [2012-12\\_AgeOfEnlightenment\\_scan.pdf](#)  
Title : Dawn of the Age of Enlightenment - Handbook  
Subject : The Dance of ARhAyas, RAI Talisman Codes, KRYSTHL Spire of AL-HumBhra & Aurora Ascension Earth - Stand 7  
Author : ARhAyas Productions - E"Asha Ashayana  
Keywords :

---

Page: 2

---



& Corresponding Ascension **Platform** Gate Keys ----- 13 RAI Talisman rM  
Gate-Keeper Plasma

---

Page: 13

---



Complexes and Ascension **Platform** Gate Keys ARhAyas Island Sun-8 DN3,4 & 5 Host


---

File : [2012\\_MCEOarticles\\_scan.pdf](#)  
Title : MCEO Articles  
Subject : Compilation of Articles publically available from the MCEO  
Author : MCEO Freedom Teachings  
Keywords :

---

Page: 14

---

 Host Matrix" frequency **platform** Portions of the Planetary Shields suspended within the Arc Zone

 Host Matrix frequency **platform**, at least 33% of Earth"s Shield could "ride through

---

Page: 16

---

 of as "**Platforms** of Perception". Each Harmonic Universe is also known as a


---


File : [2013-08\\_ShiftMasterHostMasterEarthCYNC\\_scan.pdf](#)  
Title : Introduction to ShiftMasters, HostMasters & the EarthCYNC Celebration - Handbook  
Subject :  
Author : ARhAyas Productions - E"Asha Ashayana  
Keywords :

---

Page: 56

---


 grounding-base frequency **platform"**, then incrementally building/expanding that grounding-base to hold/run

 base elemental frequency **platform** is set, then this frequency-structure is progressively built up

---

Page: 58

---

 base elemental frequency **platform** is set (1997-2007) and progressively expanded upward and


---

File : [2013-12\\_SecretsOfEFFI\\_Handbook\\_scan.pdf](#)  
Title : Secrets if the EFFI - Handbook  
Subject : Shiftmasters Course 1 - The hidden powers of Consciousness, Concave & Convex reality Cave dwellers, the Ancient Sncestral code & the Cloak of ARI-YON"ah  
Author : ARhAyas Productions - E"Asha Ashayana  
Keywords :

---

Page: 15

---


 motion" within the **platforms** of presubstance PLASM, to enter the Eternal Translation Sequence (

 Medium. And the **platform** of perception, or "Focus Zone" from which Co-creation

---

Page: 18

---

 motion" within the **platforms** of presubstance PLASM, to enter the Eternal Translation Sequence (

---

File : [2013-12\\_SecretsOfEFFI\\_Itinerary\\_scan.pdf](#)  
Title : Secrets of EFFI workshop description and itinerary  
Subject : Dec 2013 Workshop description and itinerary  
Author : ARhAyas Productions  
Keywords :

---

Page: 4

---



- Focus Zones-**Platforms** of Perception/Creation: If you are not "consciously creating most effective/appropriate **platform** of perception/creation", and if you are not in "
-




File : [2014-04\\_ShiftMasters1\\_scan.pdf](#)  
Title : Tan-Tri-Ahura Teachings™ ShiftMasters™ Course-1  
Subject :  
Author : (C)2014 E"Asha Ashayana  
Keywords :

---

Page: 24

---

 motion" within the **platforms** of presubstance PLASM, to enter the Eternal Translation Sequence (

 Medium. And the **platform** of perception, or "Focus Zone" from which Co-creation

---

Page: 138

---

 Down-Step Aggregator **Platform** Integral Realities, LLC Up-Step Aggregator Platform AE, LLC

 Up-Step Aggregator **Platform** AE, LLC


---

File : [2014-08\\_WorkshopDescription\\_scan.pdf](#)  
Title : Freedom for Freedom Workshop Description  
Subject : Workshop description  
Author : ARhAyas Productions  
Keywords :

---

Page: 1

---

 MCEO UpShift Teaching **Platform**. Looking ahead to December 2014, 2015 & beyond. •  
Freedom

---

Page: 2

---

 AE Out-step **Platforms**, Level-I "8 Categories of Evolving Awareness" & introduction


---

File : [2014-12\\_KDDL1Announcement\\_scan.pdf](#)  
Title : KDDL 1 Announcement  
Subject : Details about KDDL 1  
Author : ARhAyas Productions  
Keywords :

---

Page: 3


---

 Shield Projection-meeting **Platform** and "eFFI·Net" Eternal-Internal Broadcast Station communications-

---

Page: 4

---

 Proj~>ction-mening **Platform** and "EFFI· N~>t" Et~>rnal-Internol Broadcast

---

Page: 5

---

 Voyagers• Projection-meeting **Platform** ond the "f.ff/-Net"" EU>rnol-Interno/ &-


---

File : [2014-12\\_KDDL1ChartPack\\_scan.pdf](#)  
Title : Keylontic™ Discourses for Daily Living  
Subject :  
Author : (C)2015 E"Asha Ashayana  
Keywords :

---

Page: 9

---


 Voyagers" Projection-meeting **Platform** and the "EFFI-Net" Eternal-Internal Broadcast Station" communications-

---

Page: 25

---

 and the Aurora **Platform** Safe Zones "Each of the 4 Aurora & 4

 & 4 Ecousha **Platforms** has 5 Planes & 5 maner slates of !he

 Crystal City Linking **Platforms** @AdorA Ecousha Sites activate Gyrodome Host Sphere @GyrodOme


---

File : [2014-12\\_YearEndUpdate\\_scan.pdf](#)  
Title : 2014 Year End Update  
Subject : Update Letter for December 2014 entitled "Brave Happy Things"  
Author : ARhAyas Productions  
Keywords :

---

Page: 8

---

 I evel-1 **Platform**, and sharing your fanlastic art work for exhibit in 11\

---

Page: 9

---

 The AE Levell **Platform** requires about SOOO suitable links, (and ideally some new,

---

File : [2015-03\\_KDDL2Itinerary\\_scan.pdf](#)  
Title : KDDL 2 Itinerary  
Subject : KDDL 2 Course description  
Author : ARhAyas Productions  
Keywords :

---

Page: 2

---



ison Pns.ace **Platform** to O..stir>aticln-la ELF lull-Point) Activations: t•


---


File : [2015-ARhAyasProdAnnouncements\\_scan.pdf](#)  
Title : ARhAyas Production Announcements  
Subject : Compilation of announcements  
Author : ARhAyas Productions  
Keywords :

---

Page: 4

---


 grounding-base frequency **platform"**, then incrementally building/expanding that grounding-base to hold/run

 base elemental frequency **platform** is set, then this frequency-structure is progressively built up

---

Page: 5

---

 base elemental frequency **platform** is set (1997-2007) and progressively expanded upward and



---

File : [2016-03\\_KDDL2\\_scan.pdf](#)  
Title : Arhayas Productions KDDL2 Hand Book  
Subject :  
Author : (C)2015 E"Asha A. Arhayas  
Keywords :

---






Page: 9

---

-  yah Sun-8 **Platform**, PanahKHY Passage, Quan"ta Rha-Ta"-Dha Alignment & Planetary Pan-
  -  ELF Lull-Point **Platform**; Activations: TrhU"ah Master-Key DhA-yah-tEi Code-1. Day-
- 

Page: 32

---

-  and the Aurora **Platform** q/" Safe Zones <t}P~ ~~~-----4 <:> cJ0
  -  & 4 Ecousha **Platforms** has 5 Planes & 5 matter states of the Aurora
  -  activates/opens Aurora **Platforms** ®Aurora Platforms activate Aqualene Sun Fields of Aquaferion Shield
  -  Platforms ®Aurora **Platforms** activate Aqualene Sun Fields of Aquaferion Shield @Aqualene Sun
  -  Crystal City Linking **Platforms** @AdorA Ecousha Sites activate Gyrodome Host Sphere ® Gyrodome
- 



Page: 42

---

-  Shield" Projection-meeting **Platform**, EarthCync"" & personal TrhU"-ah"o4 Body Activation. Planetary TrhU-
- 





Page: 67

---

-  yah Sun-8 **Platform** and Panah-KHY Passage, activation of the Quan"ta Rha-Ta"-
  -  yah Sun-8 **Platform**. • The " Unified Field", "Quantum Physics", Consciousness and
- 


Page: 118

---

-  eternally existing "**Platform** of Frequency, Cognition, Intelligence and Standing-Field Electromagnetic Reality" that
  -  "Still-Point" **platform** of Lowest Unified Velocity or "LUV". The point at
  -  Lull-Point LUV **platform** of the ELF is stationed within the "Eye of
  -  Spectra; the LUV **platform** of the ELF extends downward from the Eye of Lila
- 

Page: 125


---

-  diameter wave-field **platform**), slowly and smoothly, in a progressively cyclic "Pulse Wave"
- 

Page: 137

---



 eternally existing "**Platform** of Frequency, Cognition, Intelligence and Standing Field Electromagnetic Reality N


 " Stiii-Point" **platform** of Lowest Unified Velocity or "LUV". The point at


---

Page: 160

---

 & as perceptual **platform** for other uses: 1. Inhale into the "Tiny Pink


 the LUV" Meditation **Platform**: 8. After the "1in03 Charging Breaths" of the TrhU"

 the LUV" Meditation **Platform**. Shift your attention from "Breathing Focus" to "SENSING

---

Page: 161

---


 an organic biological **platform** for enhanced interplaneal, multidimensional and physical experience. -- Keylontic"" Discourses

---

Page: 162

---

 8 Fish-Point **Platform**. TrhU"-ah Body Activation: TrhU"-ah Elemental Flows & K.

 "Flash-Point **Platform**". "Flashing the KaLA" Oc"-Sha-TA Seals". Session-3:

---

Page: 164

---

 8 Flash-Point **Platform**. The Tan-Tri TrhU"-ah Flows Template of the Pono-

---

Page: 165

---

 "Flash-Point **Platform**". "Flashing the KaLA" Oc"-Sha-TA Seals". Keylontic"" Discourses


---


Page: 189

---

 8 Flash-Point **Platform**@ KBW-1 FL- Note: Eff-E"-Ma Crystal initiated 5/

 8 Flash-Point **Platform**@ KBW-1 FL) Technique-7: TrhU"-ah Elemental Power Phase

 8 Flash-Point **Platform**@ KBW-1 FL) Technique-SA: K+B 5 th Round

 Median Earth 2317AD **platform**- emerge to Sun-8 Flash-Point Platform@ KBW-3 Norway

 8 Flash-Point **Platform**@ KBW-3 Norway RhAyas Peninsula film clip Left angle) Technique-

 8 Flash-Point **Platform**@ KBW-3 Norway RhAyas Peninsula). Note: Techniques 1-4 were

---

Page: 193


---


 Eternal -sSPoint"" **platform** of l.Ow@St Untf"ted VC!"Iodty or"LUV". 1"

---


Page: 206

---

 8 Flash-Point **Platform** @ KBW-1 FL- Note: Eff-E"-Ma Crystal initiated

 8 Flash-Point **Platform**@ KBW-1 FL ) Break Session-3 Part-2: The

 Suns Flash-Point **Platform** @ KBW-1 FL) Break Technique-SA: K+B 5th

 Median Earth 2317AD **platform**- emerge to Sun-8 Flash-Point Platform@ KBW-3 Norway


 8 Flash-Point **Platform**@ KBW-3 Norway RhAyas Peninsula film clip Left angle) Fourth

 8 Flash-Point **Platform** @ KBW-3 Norway RhAyas Peninsula). Note: Techniques 1-4

---

Page: 210


---

 8 Flash-Point **Platform**. The Tan-Tri TrhU"-ah Flows Template of the Pano-

---

Page: 212


---

 Earth 2317 AD **platform**. Rapid access via VoyageScape-1 Painting left arch direct project.

---

Page: 260


---

 8 Flash-Point **Platform**. ( 43 Pages) The Tan-Tn TrhU"-ah Flows Template

---

Page: 262


---

 8 Flash-Point **Platform**. The Tan-Tri TrhU"-ah Flows Template of the Pano-

---

Page: 307

---

 Median Earth 2317AD **platform**. Rapid access via VoyageScape-1 Painting left arch direct projection.)

---

Page: 308


---

 Earth 2317 AD **platform**. Rapid access via VoyageScape-1 Painting left arch direct projection.)

---

Page: 374

---

 san Sanctuary Island **Platform** via "Ancient Arrow-12 Site" Myakka FL. \*4/

---

File : [2016-12\\_FailSafe5thAnniversaryPt4CoverLetter\\_scan.pdf](#)  
Title : Fail Safe 5th Anniversary Part 4 Cover Letter  
Subject : Cover Letter for Part 4 of the Fail Safe 5th Anniversary communications  
Author : ARhAyas Productions  
Keywords :

---

Page: 1

---



Basic Fundamentals; Transposition **Platforms** and The YhU-Rha"-Dha FORCE Introducing:  
The 4 Transposition



The 4 Transposition **Platforms** The Rainbow River 5 Essential Essences Transposition Flaws  
Emancipation-Transposition



---

File : [2016-12\\_FailSafe5thAnniversaryPt4\\_scan.pdf](#)  
Title : Fail Safe 5th Anniversary Note pt 4  
Subject : Supplemental information announcing Grid Activations and KDDL details given on the 5th Anniversary of Fail Safe activation  
Author : ARhAyas Productions  
Keywords :

---
















Page: 1

---

-  Basic Fundamentals; Transposition **Platforms** and The YhU-Rha"-Dha FORCE Introducins: The 4 Transposition
  -  The 4 Transposition **Platforms** The Rainbow River 5 Essential Essences Transposition Flows Emancipation-Transposition
- 








Page: 2

---

-  Pot~ntioli" Transposition **Platforms** Transooijtion Plotformi are dormant Transplan~a/ Spoc~Tim~ Continua
  -  activated, Transpos.ition **Platforms** function as temporary Transplanea/ Space-Time Continua that SPAN between
  -  ones. Each Transposition **Platform** connects specific locations in External Creation to specific locations in
  -  es. Activated Transposition **Platforms** allow tempor.try Direct Interface between External Creation domains and
  -  of the Transposition **Platform** Space-Time Continuum. FYI: Domain Counterparts The Ooii>Cii<f
  -  which the Transposition **Platforms** are ~clive ~nd open, the External Creation domain
  -  the Tr~nspositioin **Platform** Transplan~l Space-Tim~ Continuum. The 4 TraMpoJition Platforms There
  -  The 4 TraMpoJition **Platforms** There are 4 Tr.tnsposition Platforms that SPAN horizontally betwri:"
  -  4 Tr.tnsposition **Platforms** that SPAN horizontally betwri:"n domains in External Creation and
  -  The 4 Transposition **Platforms** ARE: 1. The Core Caverns Transposition Platform-1: connects to
  -  Core Caverns Transposition **Platform**-1: connects to Pon-Cioh" -oh SpKtri 0-Pbnes,
  -  The Resel"lairs Transposition **Platform**-2: (onnectsto Pono.Coo-1-t"·loSpectr• 0-
  -  The RinQS Transposition **Platform**-3: connects to Pono-Co-LA"-Ro SpKlri 0-Piines,
  -  The Rays Transposition **Platform**-4: ronn<"<t~ to ELF·IUV Field Sp.rtra
  -  the 4 Transposition **Platforms** have specific geographical and /ocotionol Co-ordinates, both within
- 

Page: 3









---

-  Earth's 4 Transposition **Platforms** Locations ~and downwird tohrth'sCon!.  
OIAMC:e:s•r. •pprodmMt
-  Rainbow Rors Transposition **Platform**-4: 33,000- 45,000 miles/53,400 - 73,000 km above surface.
-  Resen~oirs Transposition **Platform**-2: 62• miles/ 100. km below surface Int«fachH
-  seJWirs Transpos.itlon **Platform**-l in 9-10/1015; the Roimbow-RI"wr s Euenhol
-  Krystal Caverns Transposition **Platform**-1: 3958.1+ mile-s/ 6370• km below surface. Located at
-  when the Transposition **Platforms** are active and open tandlxf~noiCrNr.ioto cton..!fts :
-  2J Such Transposition-**Platform** Tronsplaneo/Spoce-Time Continuum "Pass-through potentials" occur through

---

Page: 4




---

-  Fi~ld Transposition **Platforms** ll~ctorV~il Transposition Platforms are dormant Transplaneal Spoc~•
-  ctorV~il Transposition **Platforms** are dormant Transplaneal Spoc~•Time Continuo encoded with Plasma
-  this regard, Transposition **Platforms** serve as the vehkle for Co-ordinate Paint Alignment between
-  domains. Whereas Transposition **Platforms** serve as the \*vehicle for Co-ordinate Point AlignmentN,
-  through\*. When Transposition **Platforms** activate, and their Transp/aneal Space-Time Continuo open, bringing
-  1 of Transposition **Platforms** 15 Prmrabl by TrhU"-ah Plasma Bady anatomy due to
-  and these Tronsooslton **Platforms** ALSO offer many enhanced opportunities for Conscious Monifestution ond Co-
-  of the Transposition **Platforms** is t~ function of the Emandpation & TranSf)Osftion PASSAGES.

---

Page: 6



---

-  their corresponding Transposition **Platforms**. As the 5 Essent ial Essences frequencies Out-step &
-  t he TranspositiOn **Platforms**, the Transposition Platforms progressively activate and open their Tronsp/anea/
-  Platforms, the Transposition **Platforms** progressively activate and open their Tronsp/anea/ Space-Time Continua

---

Page: 7

---

-  within the Transposition **Platforms**, between fJ(ternol Creation and Eternol-Internall"• Creation Pon-
-  within the Transposition **Platforms**, between External Creation and Eternal-Internal 1""Creation. Through temporarily

---

Page: 8

---

- the 4 Transposition **Platforms** progressively activate and open their TransplaneoSpace Time Continuo
- the 4 Transposition **Platforms** and the growing E'Lum"en-Air Field As the
- Blending and Transposition **Platform** activation progresses, the "atomic Pass-through" Tron"-TE-in

---

Page: 10

---

- the 4 Transposition **PLATFORMS** Transp/oneal Space-Time Continuo and the E'Lum"en

---

Page: 11

---

- the 4 Transposition **Platforms**. When the K.O. Tim~Templotf! 5eo/5ets open
- corresponding 4 Transposition **Platforms**. As the K.O. Seal Sets open, the corresponding TrhU"

---

Page: 12

---

- corresponding 4 Transposition **Platforms** Transploneol Spoce-Time Continuo into progressive octi~tion and accessibility,
- the 4 Transposition **Platforms** Transp/anea/ Space-Time Continuo progressively activate, and build the

---

Page: 13

---

- the 4 Transposition **PlatformJ** ("""I"Jpowc-mo-J,-~-Oopo..J&Jt-""""4)ofthe

---

Page: 14

---

- the 4 Transposition **Platforms** of the SAFE HAVENS· Rainbow Run Domain PassogeSet-1
- the 4 Transposition **Platforms** Transp/aneal Space-Time Continuo Through the Atomic E·
- the 4 Transposition **Platforms** of the SAFE HAVE/115-Rainbow Run Domain Passage Set-
- 1 4 Transposition **Platforms** exists with the SAME locational Space-Time Co-ordinate as
- f. 4 Transposition **Platforms** TO 5 Eff·im·a"·rhal Layers
- Plan~ tory Transposition **Platforms** Transplaneo/5poce-Time Continuo are located at Spffific PositiOns within
- 4 Planetary Transposition **Platforms** operate in conjunction with the S Elf·im·

---

Page: 15





---

- Earth"s 4 Transposition **Platforms** & 5 Eff-im-o"-rhof Layers Locations ~ S
- Rainbow Bov Transoosition **Platform-4**: 33,000- 45,000 ml~s/53,400 - 73,000 km
- Rainbow Rings TranspoSition **Platform-)**: n,ooomtles/53,400 km abo\le~e. ~.o<otec~
- Rainbow Reservqirs Transposjtion **Platform-2**: 62+ miles/ 100+ km Mlow surfue ~n~.mc..-- ..-•

---

Page: 16


---

-  Earth's 4 Transposition **PLATFORMS**, 5 Eff·im·o"·rhal LaJII!"I"S
-  4 Planetary Transposition **Platforms** and the External Creation 1S-Dimensi0f1ol El«tromagnetic Spectra
-  4 Planetary Transposition **Platforms** activate through progressive Passages Blend-Merger of Earth's Planetary SAFE
-  Earth's4 Planetary TranspositiOn **Platforms**, 5 Eff·im·o"·rho/ Layers and

---

Page: 19





---

-  4 Planetary Transposition **Platforms** Tronsploneol Space-Time Continuo of the Planetary SAFE HAVENS-Rainbow

---

Page: 20




---

-  1 4 Transposition **Platform** Tronsplonea/ Space-time Continuo. The SAFE HAVENS-Rainbow Run--Domain
-  1 4 Transposition **Platforms** While in suspension within the Cammon Diogonoi-ARPS of the
-  1 4 Transposition **Platform**, the (SpKe-Totr~eJ Vector Veil separating the External
-  1 4 Transposition **Platforms**.

---

Page: 21



---

-  1 4 Transposition **Platforms** As the Elemental-Atomic Matter-B<tse of the External
-  1 4 Transposition **Platforms**. The Blended E·Lum"en-oting matter of the Emancipatinc
-  J 4 Transposition **Platforms**, durif\8 the proce~~ of Atomic E-Lum"en-alion-Emanc:

---

Page: 22

---

-  I 4 Transposition **Platforms**, the Tronsploneai-SphericaI-Superluminol YhU"·RI-dhan Particle Accel~
-  I 4 Transposition **Platforms** Tronsplaneol5poce-time Continua. The slightly Particle-Decelerated Blended Spher/ca/

---

Page: 23

---

-  the 4 Transposition **Platforms** of the SAFE PASSAGE·So/or-Window-Brldge-Damain

---

Page: 24

---

-  4 Tr.msposition **Platforms** of the SAFE HEAVENS-Domain Possoge Set-3 within the

---

Page: 27

---

-  1 4 Transposition **Platforms** Transp/oneo/Space-time Continua, Earth will reach its Planetary

---

Page: 29

---

-  Earth's 4 Transposition **Platforms** & 5 E/I·lm·a"·rhal
-





File : [2017\\_ProgramSchedule\\_scan.pdf](#)  
Title : 2017 Program Schedule  
Subject : Proposed schedule of events for 2017  
Author : ARhAyas Productions  
Keywords :

---

Page: 1

---



Safe-Haven Transposition **Platform-!** Openin& on 2/12/2017; Krystol C~rnJ will be


---

File : [KeylonticDictionary.pdf](#)  
Title : Keylontic Dictionary  
Subject : KS Dictionary  
Author : MCEO Freedom Teachings  
Keywords :

---

Page: 7


---

 Mmd R-<i **Platform** of Pm:cpboo. RealtO" Field Rqall Ordlnotioru Poisa>Appl< Gnn1mm

---

Page: 145

---

 Shltld become the **platform** from which that portion of our sekas will perceive the

---

Page: 146

---

 iog from the **Platforms** of Pnctptiou from the other H0\"2. Bodles. As we

---