

Search Results

Summary

Searched for : **CW**

In index(es) : **H:\KS_Scan_Library\MasterIndex.pdx**

Results : **51** document(s) with **706** instance(s)

Saved on : **7/9/2017 12:07:17 AM**

File : [1999-12_Kathara1_scan.pdf](#)


Title : Kathara 1 - Manual

Subject : Introduction to Kathara Bio-regeneration technologies, Color, Symbol, Sound and Bio-regeneration


Author : MCEO Freedom Teachings

Keywords :

Page: 226

 CENTERS Spin Currents **CW** down from Unified Field, into body and out into Earth

Page: 240


 Spiral (Top, **CW** spin), drawing increased amounts of Electrical Anti-particle frequency from


Page: 241

 Solar Salutations (**CW** spin Top Electrical Merkaba Field Activation) raise the body's Oscillation


 the Top Electrical **CW** Merkaba Spiral to maintain its natural cycle of 331/3

Page: 243

 between the Top-**CW**-Electrical-"Male" Harmonic Merkaba Field and the Bottom-**CCW**-Magnetic-"

 33 1/3 **CW** rotations per 1 "trillionth" of a nano-second and





Page: 244

 Electrical-Male **e-CW**) begins above the head at Chakra-10, expands up to









 Field that rotates **CW** on the Electro-magnetic Maharic Sh field Horizontal Axis and

 Dominant "Male" **CW** Spin (NOT 34-**CCW** reversal) The Density·S

 ·**CCW**·**CW**·**CW** The NATURAL Spin Ratio between the Top (









-  ·CW·CW The NATURAL Spin Ratio between the Top (Male-Electrical-
 -  (Male-Electrical-CW-Anti-particle) Density-4 Christos Merkaba Spiral and the
 -  33 1/3-CW-Male-Top to 11 2/3-CCW-Female-Bottom. The
 -  33 1/3-CW /11 2/3 CCW Spin Ratio creates the NATURAL
-

Page: 246





-  33 1/3-CW I 11 2/3 CCW Christos Merkaba Activation *Note:
 -  *Note: Discern CW or CCW direction of Merkaba Spin by imagining that you
 -  ARM. CLOCKWISE "CW" SPIN: Hold LEFT "3"-Arm firmly out to the
 -  always 3311J -CW rotation. The BOTTOM-MAGNETIC-FEMALE Merkaba Spiral Christos Spin is
 -  with Top-Electrical-CW- "Male" Merkaba Spiral activation, followed by Bottom-Magnetic-CCW-
 -  by Top-Electrical/-CW- "Ma/e" Merkaba Spiral Use tribe-1 Activation Suffix
 -  the direction (CW or CCW) natural to the *Christos Spin of the
 -  Circles , one CW, one CCW, beginning Circle Walk with Spin direction of First
-

File : [2001_MastersTemplarStewardshipFieldGuide_scan.pdf](#)
Title : Masters Templar Stewardship - Field Guide
Subject : Planetary Shields Clinic Field Guide
Author : MCEO Freedom Teachings - Ashayana Deane
Keywords :

Page: 17

-  33 1/3-**CW** 11 213-CCW Christos Merkaba Activation *Note: Discern CW
 -  *Note: Discern **CW** or CCW direction of Merkaba Spin by imagining that you
 -  ARM. CLOCKWISE "**CW**" SPIN: Hold LEFT "3 Arm" firmly out to the
 -  33 1/3 **CW** rotation. The BOTTOM MAGNETIC FE· MALE Merkaba Spiral Christos
 -  with Top-Eiectricai-**CW**·"Male" Merkaba Spiral activation, followed by Bottom-Magnetic-
 -  by Top-Eiectricai-**CW**- "Male" Merkaba Spiral Use Tribe1 Activation Suffix "UR" as
 -  the direction (**CW** or CCW) natural to the *Christos Spin of the
 -  2 Circles, one **CW**, one CCW, beginning Circle Walk with Spin direction of First
-

Page: 20

-  33 1/3-**CW** 11 2/3-CCW Christos Merkaba Field (Field Technique-
 -  "Spin-Tone-**CW**" & group begins a slow (clockwise) CW SPIN, each
 -  slow (clockwise) **CW** SPIN, each member spinning-in-place at their Signet position,
 -  Psonn. Progressively Increase **CW** Spin rate & speed/volume The MCEO Freedom Teachings®
-

Page: 21

-  toning Psonns, slows **CW** Spin to stop & begins CCW SPIN (counter-clockwise)
-

Page: 35


-  site Merkaba spinning **CW** or is it carrying the CCW Nibiruan Reversal? Is the
-

Page: 58









-  planetary 34CCWI 21 **CW** Merkaba Reversals (reversal holds Earth"s Templar locked in to
-

File : [2001_MastersTemplarStewardshipManual_scan.pdf](#)
Title : Masters Templar Stewardship - Manual
Subject : Templar Stewardship (without roman numeral pages, so pg numbers should be correct or very close)
Author : MCEO Freedom Teachings
Keywords :




Page: 40

 CENTERS Spin Currents **CW** down from Unified Field, into body and out into Earth



Page: 140

 Top-Eiectricai-Male-**CW**) begins above the head at Chakra-10, expands up to
 Field that rotates **CW** on the Electro-magnetic Maharic Shield Horizontal Axis and circulates
 ij "Male" **CW** Spin - g .§ (NOT 34-CCW reversal)
 miles. NOT 21-**CW** The Density-5 Rishiac Merkaba Spiral (Bottom-Magnetic-Female
 M-EM-CCW-**CW**-**CW** -" The NATURAL Spin Ratio between the Top (
 (Male-Eiectricai-**CW**-Anti-particle) Density-4 Christiatic Merkaba Spiral and the Bottom
 is 331/3-**CW**-Male-Top to 11 2/3-CCW-Female-Bottom. The
 The 331/3-**CW** /112/3 CCW Spin Ratio creates the NATURAL ratio






Page: 142

 Spiral (Top, **CW** spin), drawing increased amounts of Electrical Anti-particle frequency from
 Solar Salutations (**CW** spin Top Electrical Merkaba Field Activation) raise the body's Oscillation
 the Top Electrical **CW** Merkaba Spiral to maintain The MCEO Fr e m r\!

Page: 143

 between the Top-**CW**-Eiectricai"Male" Harmonic Merkaba Field and the Bottom-CCW-Magnetic-"
 Electrical-Top 33-**CW** rotations per 1"trillionth" of a nano-second and MagneticPresented

Page: 164

 Reversal The 33-**CW**/11-CCWVS 34-CCW/21-CWDilemma • The natural 33E-
 The natural 33E-**CW**-11 M-CCW Ratio of Planetary and Biological Harmonic Merkaba
 rotation Bottom- 21-**CW**-Eiectrical pole reversal. Earth"s 34-CCW/21-CW Merkaba Field
 34-CCW/21-**CW** Merkaba Field pole reversal occurred as a result of 2
 override Earth"s naturai33-**CW**/11-CCW Planetary Shields Harmonic Merkaba Field alignments, placing Earth

- 📄 CCW/Bottom-21-**CW** Anti-Christos Reversed Rotation, rather than the natural Top-33-
- 📄 natural Top-33-**CW**/Bottom-11-CCW Spin Ratio of Earth's organic D-12
- 📄 unnaturai34-CCW/21-**CW** Planetary Merkaba Spin Ratio reversed the naturai33-CW/11- CCW
- 📄 reversed the naturai33-**CW**/11- CCW Spin Ratio on dimensional sub-harmonics 1-2-
- 📄 34-CCW/21-**CW** Merkaba Mutation caused the natural Fire Letter Sequences of the

Page: 165

- 📄 1/3 -**CW**/11 2/3 CCW. This natural Merkaba Spin Ratio creates
- 📄 unnaturai34-CCW/21-**CW** Anti-Christos Merkaba Spin Ratio creates an Electro-magnetic Anti-
- 📄 34-CCW/21-**CW** reverse-orbit and reverse Merkaba Field alignment. The Nibiruian Anunnaki
- 📄 34-CCW/21-**CW** reverse Merkaba rotation; both the planet and its peoples are

Page: 166

- 📄 magnetoc E= electrical **CW**" clockWise CCW • counter-clockwise The MCEO Freedom Teachings®

Page: 174


- 📄 Human natural 33-**CW**/11-CCW Harmonic Merkaba Field Spin Ratio through which Bio-

Page: 182

- 📄 resets the naturai33-**CW**/11-CCW Harmonic Merkaba Field Spin Ratio, accelerating the organic
- 📄 34-CCW/21-**CW** Nibiruian Mutation that presently runs through Earth's Planetary Shields. •
- 📄 33 1/3-**CW**/11 2/3-CCW Harmonic Merkaba Spin Ratio, providing temporary
- 📄 34-CCW/21-**CW** Anti-Christos Planetary Shields distortion. • The Sacred Solar and


Page: 183

- 📄 33 1/3- **CW**-Electrical Anti-particle-"Male" rotation of the Density-1 Christos
- 📄 33 1/3-**CW**-Electrical-Male Spin orientation Christos Divine to the Top Electrical-
- 📄 Charges Top Electrical-**CW** Harmonic Merkaba Spiral with Electrical-Antiparticle frequency to activate Electrical
- 📄 Dominant "Male" **CW** Spin SHOULD Spin CW-33 2/3 (NOT 34-
- 📄 Spin SHOULD Spin **CW**-33 2/3 (NOT 34-CCW reversal) "Left
- 📄 "TOP" Male cw 33-1/3 "BOTTOM" Female ccw 11-2/3
- 📄 (NOT 21-**CW** reversal) Lunar Salutation Rite Charges Bottom Magnetic-CCW Harmonic Merkaba
- 📄 on a 21-**CW**-Electrical Anti-particle "Male" Nibiruian Polarity-Reverse rotation, rather
- 📄 Male-Electrical-**CW**-Anti-particle) Density-4 Christiac Merkaba Spiral and the Bottom
- 📄 is 331/3-**CW**-Male-Top to 11 213-CCW-Female-Bottom. The 33
- 📄 33 1/3-**CW**/11 2/3-CCW Spin Ratio creates the NATURAL ratio


 CCW/ Bottom 21-CW Spin Ratio. The unnaturai34-CCW/ 21-CW Anti-Christos "

 unnaturai34-CCW/ 21-CW Anti-Christos "External" Merkaba Spin Ratio creates an Electro-


Page: 185


 34-CCW/21-CW Nibiruian Merkaba) during the 2000-2017 SAC. Fallen Angelic and


Page: 188

 planetary 34CCWI 21 CW Merkaba Reversals (reversal holds Earth's Templar locked into Nibiru's

Page: 275

 Female"/Bottom E/CW= Base Electrical =positive electrical charge (Dion/Partika Unit

 6 33113 E/CW FL-37-72/ST 4-5-6 (6-D

 9 303113 E/CW -101213 M/CCW FL-73-108/ST 7-8-

 12 2733113 E/CW- 911213 M/CCW FL-109-144/ST 10-11-12

File : [2002_DanceForCommonHandbook_scan.pdf](#)
Title : Dance For Series - Handbook
Subject : Common handbook for all ten associated Workshops (March '02 - Aug '03)
Author : MCEO Freedom Teachings - Ashayana Deane
Keywords :

Page: 25


 Spirals Spin Currents **CW** down from Unified Field, into body and out into Earth

Page: 46


 Cl!rTen! 21-cw " 1W hen fully & properly activated, the -----~--+-f,

 M-EM-CCW-**CW** **CW** The HA IURAL Spin Ratio bet.veen the Jcp

 (Male-Elec!ca!-**CW**-Anti-partide) Density-4 Christ.iac Merkaba Spiral and the

 33 1/3-**CW**-Male-Top to 11 2.13-CCW..f"emale-Bottom. The 33

Page: 48


 Female"/Bottom E/**CW** =Base Electrical= positive electrical charge (Dion/Partika Unit

 1/3 E/**CW** (6-D Merkaba) Quatra Phase DN-3/D-7

 1/3 E/**CW**- 101 2/3 M/CCW (9-D Merkaba) Mahunta

 1/3 E/**CW**-911 2/3 M/CCW (12-D Merkaba) The

Page: 113

 Breath- Corresponds to **CW** Top Merkaba Spin- Manifestation (Projection) Breath ManA Tone -


File : [2002_VoyagersII_scan.pdf](#)
Title : Voyagers II - Secrets of Amenti
Subject : Freedom Teachings
Author : Ashayana Deane
Keywords :

Page: 318

 34-CCW/21-CW Nibiruian Merkaba 318


File : [2003-02_ForbiddenTestaments_scan.pdf](#)
Title : The Forbidden Testaments of Revelation 1 - Handbook
Subject : The Cosmic Clock, Secrets of Lohas and the Arc of the Covenant
Author : MCEO Freedom Teachings - Ashayana Deane
Keywords :

Page: 37

 tve E1K1ri:a1 CW Spital Ia an the Bottom, & Ira PCII CCW Spiral

Page: 38

 Divine Masculine" Manifesting CW Electrical Merkaba Spiral ManA 0·11 Trlons He·

 Irt. Tht Blllltltclrlal CW Peripheral Field. Tht a ... MI911tlii>EirA CCW Rotating 0.10

Page: 39


 PKA +vt CW Actual FI9ld Spiral and Trion Peripheral Field 33 1/3

 33 1/3 CW E RTNS Core Spin S~ 33 113 PKA we Units


 33 t/3 CW Revolutions per RTNS, to 11 213 CCW RTNS of the

File : [2003-05_CouncilCommunicationOpenLetter.pdf](#)
Title : Council Communication Open Letter
Subject : Guidance and information for the KS eGroup
Author : Ma"a speaking on behalf of the Eieyani Ecka Council
Keywords :


Page: 10

 Merkaba to a **CW**-spin during Hethalon, causing the PKA Parallel Universe Wesedrak Black

Page: 14


 Shield reversal to **CW**-spin; dynamics which were previously required to activate their Trans-

Page: 15

 thrust, on a **CW**-spin, that would be lost from the PKA Vortex, thus

File : [2003-08_DanceForJoy2Transcript_scan.pdf](#)
Title : Dance for Joy 2 (workshop transcript)
Subject : Transcript for Dance For Joy 2 Workshop (Andorra, First HeThaLOn peak)
Author : MCEO Freedom Teachings
Keywords :


Page: 7

 and the 21 **CW** magnetic reversed field. We've shown how their ratios, the teachings

Page: 18

 position - ie **CW** . Both during Parts 3b and 3c. Use the diagram

Page: 19


 Female gender, or **CW** if MALE. Then move to the next 3-Breath-Set.


 CCW Female or **CW** Male (looking at the front of your body as

Page: 32

 33 1/3 **CW** positive charge, electric trop spirals, and 11 2/3 CCW

Page: 33


 33 1/3 **CW** electrical top and 11 2/3 CCW magnetic bottom would

 21 2/3 **CW**, and this is the spin of the shield. So, the


Page: 34

 supposed to spin **CW**, and in the partike universe, they are supposed to spin


Page: 35

 supposed to be **CW**. This meant, a CCW rotation in phantom. And it lost


 22 2/9 **CW** on the top, which is 2/3 of the 33

 4/9, still **CW**, which is natural for the particum universe. So, instead of

Page: 41

 it on a **CW** spin back down through. This was the rip in time



Page: 45

 CCW and 21 **CW** vortices, the original ones. The reason those ratios were chosen


Page: 47

 and the 21 **CW** in the pke universe, and this third one that's still





Page: 48

 actually spins 13 **CW**. They forced the natural merkaba of the 10:10 gates,
 rotates at 13 **CW**. It creates a 13 CCW merkaba peripheral field. So, you





Page: 49

 as a 21 **CW**, but this one, the little one that runs from here



Page: 50

 CCW and 21 **CW**, and then this system was put in and it is
 on a 13 **CW** rotation, and once the 8 and 5 shields began their
 universe a 21 **CW** reversed virtual vortex field. So this one, the 21 CCW
 If something spins **CW** on the virtual field, it means it spins CCW in





Page: 51

 virtual field, 20 **CW**, because the 8-S spins 21 CCW and that one
 over a 21 **CW** into the partika universe. And the pka arc 8 over
 pka vortex 21 **CW** coming out into the pka universe, and here, the pcm
 was the 21 **CW** vortex into the top of arc 8 gate. This created




Page: 52

 have a 13 **CW** spin, the seed atom. This one isn't activated yet. This
 here, that's spinning **CW**. That's one vortex. And these two - this one and




Page: 55

 11 $\frac{4}{9}$ **CW** rotation. The main spiral that was 22 $\frac{2}{9}$ CW
 22 $\frac{2}{9}$ **CW** rotation was reduced to 11 $\frac{4}{9}$ CW rotation. I
 11 $\frac{4}{9}$ **CW** rotation. I believe it's like 10 $\frac{7}{9}$ or something
 have one going **CW** and the other going CCW in the same place. They





Page: 56

 or if its **CW** push energy out. It doesn't have the natural breathing anymore.
 that one spins **CW** electrical, and then you have the new part of the
 11 $\frac{4}{9}$ **CW** with this Mahadra Adhrana buffer field in between. They call



Page: 57

 9 top spiral **CW**. So, they stopped. The merkaba top spirals stopped spinning. The
 supposed to rotate **CW**. The density shield was supposed to rotate CW in the
 supposed to rotate **CW** in the pcm, so it was reversed to CCW at


Page: 58

 on the 21 **CW** same spin spiral set. So, they were trying to form
 currents, reversed to **CW**, which reversed the DI shield from its natural CW to
 from its natural **CW** to CCW. The D3 shield also reversed from CW to
 also reversed from **CW** to CCW, following the spin. The density shield also reversed


Page: 60

 have the 21 **CW** in the partike universe. These vortices have actually captured the
 is the 21 **CW** same spin spiral set. What they are going to be

Page: 61

 going on a **CW** 13 spin speed. It would take the pcm universe merkaba

Page: 73




 parallel, The 21 **CW**. And this is where you start to get The sacred

File : [2003-09_ScienceSpiritCreation_scan.pdf](#)
Title : The Science and Spirituality of Creation - Handbook
Subject : Cosmic Order, Interdimensional Anatomy, Primal Life Force Currents, Merkaba, Flame Body
Author : MCEO Freedom Teachings - Ashayana Deane
Keywords :


Page: 38

 Spirals Spin Currents **CW** down from Unified Field, into body and out into



Page: 41

 Top-8ectricai-Male-**CW**) begins above the head at Ctrial-1-111, expands up
 (Male-Sedrical-**CW**-Anll-partide) . Density-4 Clristiac Merkaba Spiral and the
 33 1/3-**CW**-Male-Tqp to 11 2/3-**CCW**-Female-Bottom. The 331/3.



Page: 43

 +ve Electrical **CW** Spiral Is on the Bottom, & it's PCM **CCW** Spiral




Page: 52

 33 1/3 **CW** Electrical Top Spiral & 11 2/3 **CCW** Bottom Spiral.
 11 2/3 **CW** Electrical Top Spiral · & 33 1/3 **CCW** B~







Page: 54

 33 1/3 **CW** Electrical Top Spiral D-2 & 112/3 **CCW** Magnetic Bottom
 :- 112/3 **CW** Electrical Top Spiral i & 33 1/3 **CCW** Bottom

Page: 64

 " 33 1/3 **CW** +ve. Using these ChrisUac (of the Krist) .
 Splra111213 Splr;t133113 **CW**+ vs **CCW** -ve generated generated ~y PCM b~
 PCM o;13 **CW** D-13 CC. W Mealhe Ti1on Pre-Light Field Pre-

Page: 65


 Fields The syncopated, **CW** ~ **CCW** rotation of the Eclta Universal Shield generates the
 of 331/3 **CW**, +ve, Base Spin & an Int- . ernal Crystallah
 213, ..._ , **CW**, +ve, ManA Spiral ~~;J!... t/1!" & 331/
 lthe 331/3, **CW**, +ve, 'Bottom Spiral In Ute Shield Clock-12,
 Spiral of 33113 **CW**+ve Base Spin, an EirA Bottom Splrai of 11 2/


Divine Blueprint Shield **CW** Spin. PKA Universe CW Shield Clock= PKA D-12 Divine

 Spin. PKA Universe **CW** Shield Clock= PKA D-12 Divine Blueprint Shield CCW Spin.


 Spiral331/3 "**CW**+vo Rear Fin-12


Page: 66

 33 1/3 **CW**, +ve Bottom: EirA Spiral "Fin" Rear- 12, 11

 11 2/3, **CW**, tve Bottom: EirA Spiral "Fin" Front- 6, 33 1/

 33 1/3, **CW**, +ve Top: EirA, "Fin" Front- 6, 11


 11 2/3 **CW**, +ve Top: Eira, "Fin" Rear-12, 331/3,

 11 2/3, **CW**, +ve, ManA /33 1/3 CCW, -ve,


Page: 67

 . " ~**cw** ·4) . . PCM L.1NIVERSE · · 013

Page: 68

 +ve Charge, **CW** Spin) (K= Density Voids form In PCM &



Page: 69

 +ve Electrical **CW** Spiral Is on the Bottom, & It's PCM ~cw








 It's PCM ~**cw** Spiral Js_on Top] The "In-Breath" of God-

File : [2003-10_CosmicClockReset_Scan.pdf](#)
Title : The Cosmic Clock Reset - Handbook
Subject : Entering the Reusha-TA Great Healing Cycle
Author : MCEO Freedom Teachings - Ashayana Deane
Keywords :


Page: 6

 ve Electric;U **CW** Spiral Is on the Bottom, & it's PCM t_CW
 it's PCM t_CW Spiral is. on Top J The "In· Breath"







Page: 11

) The syncopated, **CW** & CCW rotation of the Ecka Universal Shield generates the
 or 331/3 **CW**, +ve, Base Spin & an internal trystaliah Monadi.
 3, > . **CW**, +ve, ManA Spi.ral . & 331/3, CCW,
 the 331/3, **CW**, +ve, Bottom Spiral in the Shield Clock-12, Start
 1~ DivlneBlueprint Shield **CW** Spin. PKA Universe CW Shield Clock= PKA · D-12
 Spin. PKA Universe **CW** Shield Clock= PKA · D-12 Divine Blueprint Shield CCW
 1/3 "**CW**+ve Rear Fin ·12 The PCM Universe D-12




Page: 12

 · M = **CW** +ve, Male, electrical · . . -W1M. ape.

Page: 13

 33 1/3 **CW**, +ve I Bottom: EirA Spiral "Fin" Rear- 12,
 11 2/3, **CW**, +ve Bottom: EirA Spiral "Fin" Front- 6, 33
 I 11 2/~, **CW**, +ve, ManA) [Female "Fin"- 6,· Bottom,
 33 1/3, **CW**, +ve . . Top: EirA, "Fin" Front- 6,,
 11 2/3 **CW** +ve · '- ···
 33 1/3, **CW**,_ +ve] . _ 13 \ .

Page: 15

 I 33 113 **CW** +ve. Using these Ch rfstlac (ofthe Krist) .
 PCM D-13 **CW** Trion Pre-Light Field ~ ~ ~":t i/~ ?ctro--
 Spiral33 1/3 **CW**+ve generate d ~y PCM D-13 CCW Meajhe

Page: 16

 c.w+ ccw- cw+ ccw- φJ~ ~ b· I) /llp(.j

. - **CW**-t CC"W '- ccwccw- _rwiJ"~5 y ~
·c lrrl" **CW**-t -==~;;,~h~::~:.....:IM!!rba/ t 2. cw-1- ,
rba/ t 2. **CW**-1- , . I ... f>kA, cw-t e>
... f>kA, **CW**-t e>D ·CCW-". S"IA b<. (c?wbS"

Page: 24

TOP Spiral 33113 **CW**+ spin~ M<og•lelic BOTTOM Spiral 1\ l/3 CCW
21 l/3 **CW**+ spin speed 33 113 tpiral • 11 213 spiral 21213
l 331/3 **CW**+ spin \$peed PCM Unlver:se 1emale" CCW· D-
Core= "male" **CW**>t D-1"2 Dime Blue Print dellectlGR reid &
dellectlGR reid & **CW**+ Density Shield spin PKA Universe ·male" CW+ 0-13
Universe ·male" **CW**+ 0-13 Monadic Core= "fern~· CCW· D-

Page: 25

14 4/9 **CW** speed reduces via wormhole " " :i[J] .
I I ./ **CW**+·M·R -- ~ ~-"~
7 2/9 **CW** R spin ,/ Electrical R Bottom Spiral / 2J3 of

Page: 26

. 7 219 **CW** R spin / ~--',.. \ 11119 / ~
Top spiral at **CW** iotation, a condition of equallension carved "Zero Point"
natural11 ~19-**CW** Top spirals & 11 4~CW-R Amenti wormholes. The
& 11 4~**CW**-R Amenti wormholes. The Density-1 Differential Field Shield spin
3 6/9 **CW** upon soli! of the remaining 1 1 419 CW natUral
1 1 419 **CW** natUral top .spirals & lle 11 419CCWR wormhOles ·

Page: 27

1.17_s . **CW** a "I; ~b~.¥,:~ ~"iJ In orchestrating !

Page: 37

vBe" l."-eC+**CW**· CWAMdhuodraA --- ~ Paralli.Wemitv AKill . P-

Page: 46

Inner · ring **CW** ... breathe easy. · · · · 15 Repeat, drawing
around the inner **CW** spinning ring. Breathe easy ... 16 Repeat once more, inhale


File : [2003-11_SecretsOfYugasSupplement_Scan.pdf](#)
Title : Secrets of the Yugas - Supplement
Subject : Celestial Arcs and Angles, the Monadic Key and Time Projection
Author : MCEO Freedom Teachings - Ashayana Deane
Keywords :

Page: 1


 the position 293.5deg"s. **CW** from Magnetic North. Key Codes of the Moda-AdhurA should


File : [2004-04_Kathara23-Manual_scan.pdf](#)
Title : Kathara Levels 2 & 3 Foundations - Manual
Subject : Awakening the Living Lotus, Healing Facilitation Through Crystal Body Alignment
Author : MCEO Freedom Teachings - Ashayana Deane
Keywords :

Page: 51

 Primal Force Field cw tr"10 15-Cell Kath radon Cluster . of the

Page: 65


 • Ecka Sphere CW+ .s . 9~ Veca Sphere ccw. Yl:l.~ PcmUv

 12"DBP Sphere CW+ . ~ . . \Sr .lfrH @c~.


Page: 86

 M-EM-CCW-CW CW The NATURAL Spin Ratio between the iop (Male-


 Male-Sedric::ai-CW-Anti-partide) Density-4 Chrstiac Merkaba Spiral and the Bottom

 is~ 1/3-CW-Mako-iop t"C 11 2r.l-CCW..female-Bottom. The~


Page: 88

 one electrical - CW and the other magnetic - CCW; that rotate together" at


Page: 89

 ve ElectriC<~ I CW Spiral is on the Bottom, & It's PCM CCW Spiral


Page: 95

 Fie1ds The syncpaled, cw & ccw rotation of !he Ec!ta Universal Shield

 3 the 33113, cw, +ve, Bottom CW,.+ve, ease Spm .& an In!

 +ve, Bottom CW,.+ve, ease Spm .& an In! . Spiral In


 Rear" position .CW, +ve,.ManA s.plral a; Top EirA Spralln .

 Radiant So y cw 'male"D~13 Momid Spin' po~itlon. PKA

Page: 96

 Fields TI1e syncopated, CW & CCW rotation of the Eclta Universal Shield generates the

 Blueprint Shie ld CW Spin. PI<.A Universe CW Shield Clock= PI<.A D-

 PI<.A Universe CW Shield Clock= PI<.A D-12 Divine Blueprint Shield CCW


 1/3 E/CW- 8201 213 M/CCW FL-145+/ST-13+ PCM UNIVERSE



33 1/3 CW, +ve Bottom: ElrA Spi_rai"Fin11 Rear -12, 11

 Rear-.12, 11,213, cw •. tve Bottom: Ei.rA sp"lral 11Fin11 Front- 6, 3.~


 1_13, ~cw, ·Ve ·(.MONAD: PCM Universe J3 1/3

 1/3, . CW, :+ve Top: EirA, 11 Fiil" Fron t- s·


 - 6, 11213 CW, +ve Top: Eira, uFin" ~e iu - 12,


 11 2/3, CW, tve, ManA /331/3 CCW, -ve, EirA}" [


 ManA, 331/3, CW, +ve} PCM Universe Dimensional Gender Spirals Male:Top M•

 of 331/3 CW, +ve, Base Spin. & an Int· :·

 ari 11 213, CW, +ve, ManA Spiral & 331/3, CCW, ·Ve,

 the 331/3, CW, +ve, Bottom Spiral In the S/iie/d·


 .M = CW +va, Mal~. electrical [~ IVI ~ ~ b ~

 +va Charge, CW Spin ~ve;, ~cJ~:~m&n~;...~:::~naJ~ebdWft!! D3/

Page: 103

 34ccw ·21 cw "Solar Cross" Frequency Fence Vortices activate

Page: 129

 33 1/3 CW Electric;al Top · Spiral & 11 2/3 CCW

 bodies have 11213 CW Electrical Top Spiral & 331/3 CCW Bottom Spiral. ·


Page: 130

 33 1/3 CW Ele~lrical Top· Spiral D-2 & 11 2/

 11 2/3 CW Electrical Top Spiral . & 33 1/3 CCW Bottom

Page: 163


 Spindle to spin cw; cw staff spindle spin causes the Density 4·1

 shields to spin cw. The !J."f3 cw pkA Ethos Monad causes the


 !J."f3 cw pkA Ethos Monad causes the Ethos shield at Signet-1

 The counter rotating cw Density 4·1 and ccw Dn-4 Ethos Shield


 lines; 12 spinning cw with tl\e Density 4·1 shields, 12 spinning

 rotating Se"Urpillar of cw/.ccw em forc.e ~round the stationary. standing


Page: 166


 ~4 5. cw " \ " 11 -/ I BD-12 EB C.


Page: 167


 field with+ electrical cw top spiral at 331/3 spin and- magnetic ccw bottom

Page: 168


 creating . transharmoriic **cw** + electrical pkA incoming vortices between Density Shields, and generating

 the +pkA **cw** top spiral of the pcm LatE" Density Bi-Veca M.


 · ~ ~ **CW**+pkA Bectrical .Incoming ~ East -left to West-

 right "<1-- **cw** . ~ ·11 + pkA rod Stepdown Incoming Transharmonic

Page: 170


 LotE" Primal + **cw** incoming - ~ J> Downstepping .Tt • · Ccw-

Page: 180

 A..tX. IHI•~ **cw** --.,~\ I I \ >/ __ Each Shield Clock

Page: 182

 ·33 113 **CW** ElhosM~ridlan Lines. ., 1 ! (Elrcis. Partlkale Ethos

 3 +v~**cw** ElherlcEthos currants are cemr:rosed of Anti-Partlkale Sparks (

Page: 184

 Lines wah the **CW**-PCM Density Shields

Page: 186

 -va C **CW** Eiros-Etheric Currents flow upward from bottom II. circulate through

 3" +ve **CW** Field. {4) The EthaSphere The+ve Ethos-Meridian &

 3•• +ve **CW** Ethos Elheric Currents flow downward from top & ,,,. -

Page: 187


 Ttmplalts ~S" **CW** Shl"lnAs.l~lrumdansly." .lldonnIshleld ~~:.i1~h~ D~~IE"


 E~~~Im"l 45" **cw** rrom ntitsly T.he Sha-la 331/3 Radl s

 33 1/3 **CW** bonds with -ve 11 2/3 CCW Eiros to


 21 2/3 **CW** +ve Manos Elheric-Atomic; 21 2/3 CW

 21 2/3 **CW** +ve Manos bonds with 11 2/3 -ve

 3 -ve **CW** units from the 24 LotE Line Set of the Crystal

 3 +ve **CW** Mag nos to form 45ve +/- :.t 0 Lotos





Page: 188

 213 +ve **CW** units from D-13.5 MagnoSphere via the Transfiguration Points in



 213 +ve **CW** Etheric Magnos Partikate units to ·-ve ~1

Page: 189

 +ve 33113 **CW** Kevlonir Etheric Units called DYDNS. The Diodes transmit +ve

-  33113 +ve **CW** crystalline Dyons called the Diadic Crvslal Grid. The Dvonic Crvsta/
-  .Grid spin **CW**, generating CW Diadic Vortices that send energy in to
-  spin CW, generating **CW** Diadic Vortices that send energy in to PCM Etheric
-  Crystal Body spins **CW** at 331/3 RTN (rev"s per tr llliomh of

Page: 190

-  3 +ve **CW** PKA Unit & 1 -11 213 -ve CCW
-  213 +ve **CW** · PKA Unit linked through a common Partiki. +ve





Page: 192

-  33113 +ve **CW** Dyon Etheric Units Eth eric Blueprint The Radeionic Najeuls Transhimmonic



Page: 195

-  GI 8..t, **CW** PKA LotE Staff and Vortice Sets


Page: 241

-  ~monad . **CW**+ ~ ~CW• (D13 Monad pcm =photo negative
-  CW+ ~ ~CW• (D13 Monad pcm =photo negative -light unit=
-  pcm LatE" & cw pka Loti units draw toward each other, Staffs pivoting from
-  ~~_. Staff ccw cw pki projection line zero point . 45" When Partiki units




Page: 245

-  PCM D-13 **CW** Trion Pre-Light Field a! 33 1/3 Axis Universal
-  Top Spira133 113 **CW**+ve g ener.\.ad by PCM D-13 CCW Meajhe




Page: 272

-  331/3+ve **CW** from 12 Right .- Lett USE WITH: K-2, Technique

Page: 310

-  rotates more quickly **CW** with rotation beginning at the top (12 o'clock) of
-  palm, then moving **CW** towards the Right thumb (3 o'clock), then Bottom of
-  33 1/3 **CW** +ve Electrical Ethos Flames merge, and replicate into a

Page: 317

-  rotates more quickly **CW** with rotation beginning at the top (12 o'clock) of
-  palm, then moving **CW** towards the Right thumb (3 o'clock), then Bottom of
-  33 1/3 **CW** +ve Electrical Sha~LA-a Flames merge, and replicate


Page: 326







A Flame rotates **CW**-45, all the while on its fixed vertical axis. The

File : [2004-04_Kathara23Diagrams_scan.pdf](#)
Title : Kathara 2-3 Diagram Pack
Subject : 12 laminated color diagrams from K2-3
Author : MCEO Freedom Teachings - Ashayana Deane
Keywords :





Page: 6

 CCW Primal ..CW ~~~~P~ <routgoing " Incoming • CCWPCM -




Page: 7

 the ? T CW-PCM Density Shields Ethos Meridian Templates 45 CW Shift in
 Meridian Templates 45 CW Shift in Axis from Eiros Axi-A-T anal Template
 1/3 +CW Meridian Etheric-Ethos currents are composed of Anti-Partikate Sparks
 12 33 113 CW Ethos-Meridian Lines ~~!~; ~~~ Sh~La ~~~~~~;~:-La ~::~~:







Page: 8

 i:/ 331/3 CW-ove Electrical Meridian Sphere C generate magnetic ~interior Eiros
 3 -ove CW Sha-La r; 12 Eiros Axi-A-Tonal Lines ~
 13 +ve CW electrical }1 S-pindle&. vort. i-ces, 12-Line
 Lines with the CW-PCM Density Shields. K2-3 Manual Page 181



Page: 9

 3 +ve CW Sha-La Anti-partide PCM -ve PCM Node MIOOESfrom
 3 +ve CW units from D-13.5 MagnoSphere via the Transfiguration Points in
 3 +ve CW Etheric Mag nos Partikate units to -ve 11 2/

Page: 10

 33 1/3 CW Kevlona Etheric Units called DYONS. The Diodes transmit +ve
 ve 331/3 CW Dyon currents between themselves & the North/South D-13.5
 3 +ve CW crystalline Dyons called the Diadic Crvstal Grid. The Dvonic Crvstal
 Diodic Grid spin CW, generating CW Diodic Vortices that send energy into PCM Etheric
 spin CW, generating CW Diodic Vortices that send energy into PCM Etheric manifestation and
 tB Body spins CW at 33 1/3 RTN (revs per trtionth of

Page: 11

 3 +ve CW PKA Unit & - 11 2/3 -ve CCW
 3 +ve CW PKA Unit linked through a ljjL..+-<i"r-f--(6)--1---<




File : [2004-08_RevelationsOfRaK4_scan.pdf](#)
Title : K4 The Pillar of Power - Handbook
Subject : Kathara Level 4 - Loga"s, Four Spheres of Ra, Nadradon Etheric-Atomic
Duct Complex (from Revelations of Ra WS)
Author : MECO Freedom Teachings - Ashayana Deane
Keywords :


Page: 9

 3. • 1/3 **cw** Mer1<aba. Repeat 3, 6 or 12 Ume.;; +. Inhale,

Page: 22


 a horizontal plane **CW** (from your back to left arm, to front, to

Page: 23




 Zendra Flames- Electrical, **CW**, 180 +ve, e-TOR-A "Male" Flames. Kethradon

File : [2004-09_MichaelMaryLine_scan.pdf](#)
Title : The UK Michael-Mary Line - Handbook
Subject : The Zendradon, Ecka-Indigo Shiled and Planetary Shield Awakening of the Universal Indigo Sun and Planetary Diamond Sun Host
Author : MCEO Freedom Teachings - Ashayana Deane
Keywords :


Page: 5

 1Mo&. n. II,,,..., CW. ~f...~OIC.l.,,_L-d-o~•-•-III:Mt.

Page: 17

 The counter rotating cw Density 4-1 and ccw Dn-4 Ethos Shield spins
 lines; 12 spinning cw with the Density 4-1 shlelds,12 spinning ccw with
 Se"Ur pillar of cw/ ccw em force around the stationary standing center Staff D-




Page: 19

 with +electrical cw top spiral at 331/3 spin and- magnetic ccw bottom



Page: 21

 LatE" Primal + cw incoming ~ :Downstepping +,,.' Ccw-pcm Magnetic Outgoing








Page: 26

 of 12 33113 CW Ethos' ~~~~ridtan Unes. EthOs meridian Templates 45" CW
 meridian Templates 45" CW llhlfl In Axis I rom Elros' Axlalonal Templates Elros
 3 +v!!CW Etherlc' Ethos currents ora comp.osed of Antl-Partlkale

Page: 30



 3• +ve CW Field. (4) Tha Efhosphere The +ve Ethoa-Merldlan
 331/3••+ve CW Ethos . Etherlc Currents flow downward from top & ,.

Page: 31






 slap" - 1: CW Axlalonal gy,;~{~~~~~i~• M < Elros currents an tO fonn
 " . 45" cw from Density Tha Sha-la 33 1/3 Radl \$
 33 1/3 CW bonds with ,,-ve 11 2/3 CCW Eiros to
 21 2/3 CW +ve Manos Etheric-Atomic; 21 2/3 . CW
 2/3 . CW +ve Manos bonds with 11 2/3 -ve
 3 -ve CW units from the 24 LatE Line Set of the Crystal


3 +ve CW Magnos to form 45ve +/- ~ 0 Lotos Current &



Page: 32

-  213 +ve CW units from D-13.5 MagnoSphere via the Tmnsfigumtion Points in
 -  11213 +ve CW Etheric Magnos Partikate units to -ve 11213 CCW Keylona
-

Page: 33

-  ve 331/3 CW Kevlona Etheric Units called DYONS. The Diodes transmit +ve
 -  3 +ve CW crystalline Dyons called the Diadic Crvsfa/ Grid. The Dvonic Crvsfal
 -  Diadic Grid spin CW, generating CW Diadic Vortices that send energy into PCM Etheric
 -  spin CW, generating CW Diadic Vortices that send energy into PCM Etheric manifestation and
 -  Crystal Body spins CW at 33113 RTN (rev"s per of Ethos Shield trillionth
-

Page: 34

-  3 +ve CW PKA Unit & 1 -11 213 -ve CCW
 -  213 +ve cw*. PKA Unit linked through a common Partiki. +
-



Page: 36

-  3 +ve CW Dyon Etheric Units Etheric Blueprint The "Diamond Sun" Crystal
-



Page: 43

-  V -tM/~\ CW C"C 1-.: A~ : ~/ ~| -r
-




Page: 44

-  & 331J3rd+ve CW Ethos 3 Grid 11 2JJrd ..:ve CCV" { f!Va+
 -  331/3 tve CW Field. f:Aahr{J~1JA -ve ccw Field ""
-



Page: 57


-  fCJIUllw;:;!~c::"~==~lq,CW,~e.&bAAJ fPC11Waia~G-11J, PKA UNIVERSE DIMENSfONAL MERKA.BA
 -  Rur-ll..U11l..CW,i,.. T11p; Ellt.,~hni - •,112DC:W,.., ~ BdDm:"
-

Page: 63


-  Masculine" · Msnlfeallng CW E/octrical Chrlarot Baed Alllm ·In AlurA Centrt Markaba
 -  hlanA) PKA.tn CW !!!!!ktba Splnl l"fop"ln PGhl Unlveru, "BaH om"
 -  t!oc!rtlll CW Spinning PKA+vo Trlon Flold Spharle.ISiandlng \ "lava progrsnlveY
-

Page: 81

-  33 1/J CW: +ve. Using these Ch ristiac (of the Krist)
-  PCM D-13 CW Trion Pre-Light Field at 33 1/3 PCM D-

 Spiral33 1/3 **CW**+ve generated by PCM D-13 CCW Meajhe Pre-Sound


Page: 86

 Flames -Electrical, **CW**, 180 +ve, e-TOR-A "Male" Flames. Kethradon

Page: 105


 21 213+ve **CW** Manos Elheric Current The ShaLA-a Spiral perpeb.Jally fuels

Page: 137

 33 1/3 **CW** Merkaba. Repeat 3, 6 or 12 times +. Inhale, Exhale

File : [2004_APindex_scan.pdf](#)
Title : Index of AP publications through 2003
Subject : Index reference for early printed materials
Author : MCEO Freedom Teachings
Keywords :

Page: 5

 c 71 33-**CW**/11 CCW vs 34-CCW/21-CW Dilemma SAS-M

 34-CCW/21-**CW** Dilemma SAS-M G 167 3-day Particle Conversion PH-

File : [2005-01_KethradonAwakening_scan.pdf](#)
Title : Kethradon Awakening - Handbook
Subject : Indigo India and the Kethradon Awakening Starburst 13 and the Gifts of Rama
Author : MCEO Freedom Teachings - Ashayana Deane
Keywords :

Page: 12

 reverse-polarity PCM **CW**-R spin Descending Etheric Dimensional units spin away from

 body reversed-polarity **CW**-R Atomic Silica-Gel Magma and Blood crystals begin to

Page: 34

 Body reverse-spin **CW** into a reciprocal "downward" sweep in the Eckasha Base


Page: 35

 averting the reversed **CW** shift progression to Wesadak fall that will occur in grids

Page: 36

 along their R-**CW** wave, to form a new reversed matrix shield and compacted


Page: 54

 ~ W~**CW**..ua. o.-w• tf./"fni*ff4c.-yll. ~


 ta-. ,,**CW**-..... ~ ,_..... ,.....C.-~....., _:_.....

File : [2005-03_IntroKathara4_scan.pdf](#)
Title : Elements of Kathara 4 - Handbook
Subject : Installment 1 - the Eiradon Awakening, the Voyager Trinity Time Wave,
Ra-Sha-LA Restoration, the Ah-Seu-Ra-Shan State and the Hon"a-til-E-a
Run
Author : MCEO Freedom Teachings - Ashayana Deane
Keywords :

Page: 12


 a horizontal olane **CW** (from your back to left arm, to front, to

Page: 14

 Zendra Flames- Electrical, **CW**, 180 +ve, e-TOR-A "Male" Flames. Kethradon

File : [2005-10_EngagingGodLanguages_scan.pdf](#)
Title : Engaging the God Languages - Handbook
Subject : Discover the languages of creation and how to use them to embody your God-Self
Author : MCEO Freedom Teachings - Kathara Team
Keywords :


Page: 13

 natural33 1/3 CW/112/3 CCW Harmonic Merkaba Field Spin Ratio, accelerating the


File : [2005-10_WhispersRashaReishATranscript_scan.pdf](#)
Title : Whispers of the Rasha ReishA (workshop transcript)
Subject : Partial transcript for the Whispers Ws (where upstep to HaaTUrs occurred)
Author : MCEO Freedom Teachings
Keywords :

Page: 1

 where one goes **CW** and the other goes CCW. There are specific polarity bodies

 be going either **CW** or CCW, I

Page: 2

 33 1/3 **CW** spiral, that brings energy, positive electrical antiparticle, and the other

Page: 26

 coming down, spiraling **CW** down, the antiparticle energy from the antiparticle universe or the

File : [2006-10_IntroToMonad_scan.pdf](#)
Title : Intro to the Monad
Subject : The Spark of the Living Flame
Author : MCEO Freedom Teachings - Ashayana Deane
Keywords :


Page: 16

 Merkaba Spiral 33% **CW** =+ve. Copyright A"sha and A"za Deane 2005: All Rights

 In-Breath: The33Y.**CW** +Ve Trion Field manifests as the Vortex Actual Field


Page: 20

 Veca sphere spins **CW** Inside it. Inside of that are 4 Monadic spheres, each

 horizontal shields rotate **CW**, perpetually transmitting energy out. The Veca vertical & horizontal shields


File : [2006-10_SacredSexClass_scan.pdf](#)
Title : Sacred Sex Class
Subject : Questions and Answers
Author : MCEO Freedom Teachings
Keywords :

Page: 14


 and the 21 **CW** Parallel reversed Merkaba pyramidal spiral/vortex hit their peak spin

File : [2007-04_Kathara23Sect7-8_scan.pdf](#)
Title : Kathara 2-3 Sections 7 & 8 Module
Subject : Kathara Team Module expanding the technical details of Kathara 2-3
Author : MCEO Freedom Teachings
Keywords :

Page: 25


 is at 45o **CW** from vertical) and Ecka North is at 45o CCW from

Page: 30

 33% +ve **CW** current (note: this Sha-LA-a is now all

 Meridian lines spin **CW** with the Density-4 shield. The Nodes that are connected

Page: 32

 electrical one spinning **CW**. The spins of these spheres, which are in the same

Page: 33



 ve charge and **CW** spin. In the Crystal Bodies, some of the Shield Nodes

Page: 35


 The Diodes spin **CW**, and the Diodic Vortices send energy into both Particum LatE

File : [2007-09_GodWorlds_scan.pdf](#)
Title : Exploring the God Worlds - Handbook
Subject : Stair step creation
Author : MCEO Freedom Teachings - Kathara Team
Keywords :

Page: 36

-  out through A **CW** (going from core out to 7 o'clock then CW
 -  7 o'clock then **CW** up to 9 o'clock) around through the Zero Point Lock
-

Page: 37


-  2 o'clock), flows **CW** to F (5 o'clock), goes back in again to
-

File : [2007-11_AmsterdamClass_scan.pdf](#)
Title : Amsterdam Class
Subject : Multiple Choice Questions and Answers
Author : MCEO Freedom Teachings
Keywords :


Page: 40

 34-CCW/21-**CW** reverse orbit and reverse Merkaba Field alignment. Multiple Choice 1.

Page: 68

 EtorA side (**CW**) and at the same time on the AdorA side in

Page: 79


 it is spiralling **CW** or whether it is spiralling CCW to form the other


File : [2007_12TribesVol1_scan.pdf](#)
Title : 12 Tribes Vol 1 transcript
Subject : scan of the 12 Tribes Volume 1 binder
Author : MCEO Freedom Teachings
Keywords :

Page: 96

 a male spins **CW**, he is pulling in amplifying and increasing the contribution that

Page: 212


 representatives will spin **CW** and those who are occupying an androgynous ManU role today

 edge, begin walking **CW** around the room in that direction while simultaneously the inner

Page: 213

 outer circles go **CW**, the 2 inner circles go CCW while we do the

Page: 214

 rings will rotate **CW**; the 2 inner rings will rotate CCW You begin by

Page: 318

 you figure your **CW** and CCW from that point. But, what I am pointing

Page: 321


 them in the **CW** rotation if you're representing the female frequencies. And if you're

 And it goes **CW** So, if you look at your own diagram, you'd see


Page: 442

 androg, male, female **CW** all the way around the room. The androgynous is occupying

Page: 460

 The 45o going **CW** would be the Diad; another 45o- that is the 3


Page: 474

 CCW. Now what **CW** means is, so that you'll all know, we'll kill it

 two circles move **CW** or this way, that wall, that wall, that wall, and


Page: 479


 going to rotate **CW** and the female is going to rotate CCW and the

 do a few **CW** and then all of a sudden you want to do

 they start walking **CW** **CW** is the rotational direction thus, and that's the outside


Page: 491

 bodies that go **CW** and you have 3 Adashi bodies that are CCW and

 one set spinning **CW** and forming the CCW ones in between so you get

File : [2007_12TribesVol2_scan.pdf](#)
Title : 12 Tribes Volume 2 transcript
Subject : 12 Tribes Volume 2 scan of the binder
Author : MCEO Freedom Teachings
Keywords :


Page: 102

 outer circle goes **CW** from the 12 point So really, I mean they start


Page: 103

 The upper spiral **CW** spin speed is 400. The bottom spiral **CCW** spin speed

Page: 104

 thinking upper, lower, **CW**, **CCW**, you have the 400 speed so it's only the


Page: 108

 outer ring rotates **CW** Try to maintain a steady movement There's no rush. Don't

Page: 204


 is a 45o **CW** rotation in each expansion as well. And this is where

Page: 345


 have 6 going **CW** in expansion and simultaneously there are 6, if they all

 Takeyon Cycles. 6 **CW** and 6 simultaneously **CCW**. This .. Participant The 12 would


Page: 347

 ones from the **CW** Takeyon Cycles. These would be the **CCW** ones from the

 Takeyon Cycles. The **CW** Takeyon Cycles are referred to as the ElorA system ones.


 charge. They go **CW** And then you have what are called the AdorA system


Page: 348

 Keys from this **CW** Cycle, from ElorA, and the **CCW** Cycle from AdorA, coming


 Krystal Spirals, the **CW** and the **CCW** ones, in with those precisely proportioned cell


Page: 364

 Eckashi Expansion moving **CW** outward which implies a Back Current, like a back draft


 the ones going **CW**. So you've got one here and in between that you

 have 4 going **CW** and 3 going **CCW** so it actually creates what's referred

 The ones going **CW** are referred to as the ElorA spheres and the ones

 the coming out **CW** spiral, coming out into manifestation So they are actually, the


Page: 367

 some are rotating **CW**, where some are rotating **CCW**, and they are pulsing and

Page: 386

 based currents going **CW** positive charge outward this way and EirA negative charge currents

Page: 529

 Event Horizons ElorA **CW** and a "double" set in AdorA **CCW** = 6

File : [2008-09_Sliders2_scan.pdf](#)
Title : Sliders 2 - Handbook
Subject : Reclaiming the Vessel - Preparing the Body for Slide, Introductory Telluric Body Training
Author : MCEO Freedom Teachings
Keywords :


Page: 24

 D-2-Reversed-CW spin" that currently exists within a portion of Earth"s "


 inorganic 0-2-CW-spin"), INHALE into the AzurA "Water Seed" and Hold

Page: 42

 the D-3-CW Penta-g"el Circulation, Opens and Activates the DN-1/D-

 and D-3-CW Pentagonal Transduction, Opens and Activates the D-1-Control Jhan-

Page: 44

 the D-3 CW Penta-g"el Circulation" C. "Activating the D-3 CW

 the D-3 CW Pen ta-g" el Circulation (of the Atmic-Mental

 the D-3-CW Penta-g"e/ Circulation 17. INHALE upward to the "Astral"

 the D-3 CW Penta-g"el Circulation. PSI-Interactive Technique- 4 D- "Activating


 and D-3-CW Pen-tag"-onal Transduction 23. INHALE into the AzurA "

 free the organic CW SPIN of the D-3 Atmic/Mental TE"a-Wha Radial


Page: 45

 organic D-3-CW SPIN, while keeping your 3-dimensional Pen-tag" -onal

 begins a slow CW SPIN, the top point of the D-3 "Penta-

 of the slowly CW rotating D-3 "Penta-g" el Star" reaches the

 its 1st full CW rotation by bringing the CW D-3 Penta-g"el Star

 by bringing the CW D-3 Penta-g"el Star back up to its "


 "D-3 CW SPIN Breaths", "EXHALE-DOWN-LEFT, then INHALE-UP-RIGHT",

Page: 46

 Etheric Field is CW, just like the organic D-3 Atmic Field. To automatically

 organic D-1 CW spin, and the 4-dimensional Pen-tag"onal Transduction Flows

Page: 59

 +ve ~CW = prana kei 213 & missing electron -ve rccw

 head Spin Currents **CW** down from Unified Field into body and out into Earth

File : [2008-11_Sliders3_Scan.pdf](#)
Title : Sliders 3 - Handbook
Subject : The Wind Beneath Your Wings - Engaging the Spirit for Slide, Introductory Atomic-Etheric, Rasha & Spirit Body Training
Author : MCEO Freedom Teachings
Keywords :

Page: 9

 Electrical, 33 Y:! **CW** Merkaba. Repeat 3, 6, or 12 times + Inhale, Exhale

File : [2009-04_DrumsOfAquaferion_scan.pdf](#)
Title : Drums of Aquaferion - Handbook
Subject : Doorways Through Time and the Drums of Aquaferion Circle of Life Drum
Circle Celebration
Author : MCEO Freedom Teachings - Ashayana Deane
Keywords :


Page: 22

 Prob-6 60° CW Leap Shift The STaah-LEi"-yas Translocation Codes will be

 & shift 60° CW in the Edon Seat & cross' through to Harmonic

File : [2009-08_Sliders5_scan.pdf](#)
Title : Sliders 5 - Handbook
Subject : Essential Alignment, Stardust Flow, Mirror in the Sky & the Orbs of
Aquaferon - Freeing the Body For Slide, Intermediate Telluric Ah-VA"-yas
Body Training
Author : MCEO Freedom Teachings
Keywords :

Page: 1

 +ve Electrical **CW** Spiral is on the Bottom, and its PCM CCW Spiral


Page: 11

 Body on 15° **CW** ARPS Shift Alignment 11

Page: 12

 Body on 15" **CW** ARPS Shift Ah-yas Body Left D-2 Ah-yas


Page: 16

 Body for 15°**CW** ARPS Ah- as shift)> :::, - -< "U>" 0


Page: 19

 Orb shifts 15" **CW** Ah-yas D-3 Adhrana & DN-1 at AzurA

Page: 24

 Body engaging 15° **CW** Shift of ARPS to Light Body alignment, following "UpPhase"

Page: 27

 Body engaging 15° **CW** Shift of ARPS to Light Body alignment, following "UpPhase"



Page: 41

 and ARPS 15° **CW** to align with the axis and ARPS of the Light

 complete the 15° **CW** shift to Light Body alignment, the Atumus Core of the

File : [2009-10_Sliders6_scan.pdf](#)
Title : Sliders 6 - Handbook
Subject : The Arc of the Covenant, Sphere of Destiny & the Stairway to Heaven,
Engaging the Spirit for Slide Intermediate Level
Author : MCEO Freedom Teachings
Keywords :



Page: 15

 East Rod Electrical **CW** Rotation Cad E 21 CW Rotation ----+ PKA in The
 Cad E 21 **CW** Rotation ----+ PKA in The MCEO Freedom Teachings® Series-

Page: 18

 Pole at 23.5• **CW** tilt from Solar North (23.439•) Axis Rotation ccw Solar



Page: 28

 33 1/3 **cw**- E) Rhu-ShE-ma-NUOT -san INHALE-UP-RIGHT-
 spin +electrical **CW** & -magnetic CCW) E"-Ta"La-VhUr-A" -san

Page: 29

 ta (331h **CW**-Electrical) as you exhale, while using the exhale breath to






Page: 31

 aware of the **CW** Starlight Prana Stream and CCW Stardust Eiron Stream circulating around
 (33 113 **CW**-Electrical) and Magnetic (11213 CCW-Magnetic) Spin-Tone Command

Page: 32

 +ve electrical **CW** & -ve magnetic CCW), and observe as the lower

Page: 34

 ve electrical - **CW** (Goes with top spiral personally or for electrical CW
 or for electrical **CW** Stand positions) (11) Rhu-S hE-ma-N OOT
 +ve electrical **CW** and -ve magnetic CCW (Goes with CW +
 (Goes with **CW** +top spiral and CCW- bottom spiral personally or for
 or for both **CW** electrical and CCW magnetic Stand positions) The MCEO Freedom Teachings

Page: 35


 top spin of **CW** 3031;3, a bottom spin of CCW 101%, with a


File : [2010-01_ElementsOfDiscovery_scan.pdf](#)
Title : The Elements of Discovery - Handbook
Subject : 15 Dimensional Anatomy, Exploring the God Worlds, Cosmic Clock, Gifts of the KRYSTHL River Prayer
Author : MCEO Freedom Teachings - Kathara Team
Keywords :

Page: 55


 has a top **CW** Electrical Spiral with a base speed of 33 1/3


Page: 59

 electrical clockwise (**CW**) spiral of 33 1/3 and the bottom magnetic counter-

 21 2/3 **CW** spin of the D-12 Harmonic Shield, which would be

Page: 60

 through deflection, the **CW** Actual Field and D-12 Divine Blueprint Shield and Density

 turn creates a **CW** Virtual Deflection Field that we do not see. The different

 ror<"Jte **CW** :!.pi·rning energy f1orn the Center Amotft!a

 and it spins **CW**, creating through deflection our CCW spinning Veca Sphere. Inside the


Page: 61

 this is a **CW** vertical axis rotation of the Parameter Field. At the end

Page: 62


 Ecka has a **CW** horizontal Harmonic Shield and the spiral of energy known as

 Field also rotates **CW** and this the vertical Octave Shield that makes eight 45

 Ecka has a **CW** horizontal Shield and a CW Parameter Field because it is

 Shield and a **CW** Parameter Field because it is a transmitting system. Our Veca

Page: 65

 positiv~ly charged **CW** current called the Solar Winds. Coming off of the East


 Solar North j_ **CW** Electrical Deflection current · from West side of Sun 45

 moves in a **CW** direction. ©A & A Deane, ;!010, All Rights

Page: 70






 rotation through the **CW** rotating PKA L-Set. As they cross through each other,

 System, and the **CW** spinning PKA System is currently where our PCM System used

 the Edons. EtorA cw AdorA ccw The Outer God-Worlds, the Eckasha-Aah, where



File : [2010-01_FOL10Diary_scan.pdf](#)
Title : FOL "10 - Diary
Subject : AmorAea KRYSTHL Temples, the Monadic Passage & Galactic Spiral
Alignments, Aquafereion Shield Stardust Blue Transharmonic AmorAea
Merkaba Activation 1 - Workshop Diary
Author : MCEO Freedom Teachings
Keywords :

Page: 4







-  out and moves **CW** and the AdorA side expands out and moves CCW, we
 -  of spheres rotating **CW** and a whole complementary set spinning CCW. EAsha said "
 -  the EtorA rotates **CW**. While the octates appeared to all move CW with the
 -  to all move **CW** with the Krystal Spiral, the AdorA octants spin CCW and
 -  EtorA octants spin **CW**. At Round-2;Axis-2, (birthday 8), the Spirit
-

File : [2010-01_FOL10_scan.pdf](#)
Title : FOL 2010 - Handbook
Subject : AmorAea KRYSTHL Temples, the Monadic Passage, and Galactic Spiral Alignments Aquafereion Shield Stardust Blue Transharmonic AmorAea Merkaba Activation 1
Author : MCEO Freedom Teachings - Ashayana Deane
Keywords :










Page: 3

-  Fire Chambers ElorA **CW** AC = Allurean Chambers ElorA CCW AD= Allurean Chambers AdorA
 -  Allurean Chambers AdorA **CW** 0 ~~~~~;~~~~~i~~~~ ~;~;;~line of Probability .. Probability
-





Page: 5

-  **CW** EtorA Krystal Spiral, CW EtorA Backflows, and EtorA Round-2
 -  EtorA Krystal Spiral, **CW** EtorA Backflows, and EtorA Round-2 Axis-4 CW EtorA
 -  2 Axis-4 **CW** EtorA "Monadic Passage" & CCW Adashi Return Ascension Flows
 -  & AdorA 45" **CW** shift A~"!a /1-- irt R·Jr _.,.
 -  Fire Chambers ElorA **CW** AC = Allurean Chambers ElorA CCW AD= Allurean Chambers MorA
 -  Allurean Chambers MorA **CW** 0 b~~~~~:~hliB~~ ~;h!~~ line of Probability .. Probability
-


Page: 6

-  Monadic Passage & **CW** Adashi Return Ascension Flows *After birth of the Yunasai
 -  side shifts 45° **CW**, forming CCW AdorA Zero-Point at ElorA Axis-2. ElorA
 -  Round· I **CW** ElorA & AdorA CCW Round-2 Post-AdorA shift =
 -  .: and **CW** ~~~:die · >\._; .. Adashi Passage A·''''''
 -  & A Deane **CW** ElorA Axis- ! R-1 ElumEir-adhona & R-1Tauren
 -  2 AdorA 45" **CW** shiH = CCWA~s - 1 AdorA R-1 CW
 -  AdorA R-1 **CW** ElorA & CCW AdorA R-2 Axis-5 ArnorAea birth
 -  Fire Chambers ElorA **CW** AC = Allurean Chambers E!orA CCW AD ""Allurean
 -  Allurean Chambers AdorA **CW** 0 ~~~b~C~~~~Y ~~a;i~dn11
-

Page: 7


-  side shifts 45° **CW**, forming CCW AdorA Zero-Point at ElorA Axis-2. Round-
-  2. Round-1 **CW** ElorA & AdorA CCW Rcond-2 Posi-AdorA shift ::
-  Deane R-1 **CW** ElorA & CCW AdorA R-2 Axls-5 AmorAea bW!
-  Fire Chambers ElorA **CW** AC = Allurean Chambers ElorA CCW AD= Anurean Chambers

 Anurean Chambers AdorA **CW** O ~~~~~irir~ ~:~rnliC~nt's~~~~~e01

 /:: ; b" **cw** ~\ ! "(~ . ~,/ ., \1


Page: 8


 2 3 **CW** ElorA Aah-JhA-Atomic Probability Dominions ("PR" #s)

 Transharmonic Twins." o **CW** EtorA Aah-JhA-Atomic Probability Dominions of the ElorA side


 materialize along the **CW** AdorA Anurean Chambers of the AdorA side (AD) o


 between ~ \ **CW** ElroA & CCW AdorA ~£to,; Allurean Chambers ~fR-\


 15"ccw+-~--~15"**cw** AD-t2 ._.cw ~ ~.A:iz/ -.....i1Pf!..

 AD-t2 ._.cw ~ ~.A:iz/ -.....i1Pf!..1t ~ElorA Aah-


 Aah-JhA Body **CW** EtorA "negative space" = CCW AdorA Aah-JhA Body

 Dominion Transharmonic Alignments **CW** ElorA Probability Dominion (PR) CCW AdorA Probabmty Dominion (

 & ("AD") **CW** AdorA Allurean Chamber #s ("AC") CC"N EtorA Allurean

 side, is the **CW** ElorA Aah-JhA Body of the corresponding Probability Dominion on


 PR = ElorA **CW** Probability Dominion AD= AdorAAIIurean Chamber- CW APR = AdorA CCW


 AD= AdorAAIIurean Chamber- **CW** APR = AdorA CCW Probability Dominion AC = ElorAAIIurean Chamber-

 negative space" = **CW** ElorA Aah-JhA Body PR 1/AD 1 APR 10/

Page: 9

 1 2 3 **CW** ElorA Light Body ProbabiP!y Dominions (ELB) & CW

 (ELB) & **CW** EtorA Fwe Cllambers (FC) ccw AdorA Light Body Probability

 PR = ElorA **CW** Probability Dominion AD =AdorA Allurean Chamber- CW APR= AdorA


 AdorA Allurean Chamber- **CW** APR= AdorA CCW Probability Dominion AC = ElorA Allurean Chamber-

 Light Body. • **CW** ElorA Light Body Probability Dominions of the ElorA side (

 materialize along the **CW** ElorA Fire Chambers (FC) • ElorA Aah-JhA-Atomic

 lines) shift 15° **CW** to phase with ElorA Light Body Probability Dominion (EIB)


 R-2 cycle **CW** ElorA Probability Dominion (ELB) & ("FC") CW ElorA

 & ("FC") **CW** ElorA Fire Chamber #s Key- Light Body ELB =





 ELB = ElorA **CW** Light Body Probability Dominion FC = ElorA CW Fire Chamber

 FC = ElorA **CW** Fire Chamber ALB= AdorA CCW Ugh! Body Probability Dominion AF










Page: 10

 Probability Dominion and **CW** ElorA Prob~blllty CCW AdorA Probability Dominion (P~) Dominion



 ELB =ElorA **CW** Light Body Probability Dominion Probability Dominion AD =AdorA Allurean

-  FC = ElorA **CW** Fire Chamber Chamber·CW ALB =AdorA CCW Light
-  Chamber Chamber·**CW** ALB =AdorA CCW Light Body APR =AdorA CCW
-  oominjransb rmomc]fnments **CW** ElorA Probabilty CCW AdorA Probability Dominion (ELB) Dominion (
-  & ("FC") **CW** EtorA ("AF") CCW AdorA Fire Chamber #s Fire






Page: 11

-  PR = ElorA **CW** ELB = ElorA CW Light Body Probability Dominion Proba!JHity
-  ELB = ElorA **CW** Light Body Probability Dominion Proba!JHity Dominion ElorA Light Body-
-  FC =ElorA **CW** Fire Chamber! (ELB-11) and Chamber- CW ALB =
-  11) and Chamber- **CW** ALB =AdorA CCW Light Body AdorA Light APR =
-  lines) shift 15• **CW** to phase with the ElorA Light Body Probability Dominion (
-  tnlo Denstty-2. **CW** ElorA Atomic Prob"y Dominion (PRJ on CW AdorAAIIurean Chambers
-  (PRJ on **CW** AdorAAIIurean Chambers (AD) TWIN SETS CW ElorA Light Body
-  AD) TWIN SETS **CW** ElorA Light Body Prob"y Dominion (ELB) on CW ElorA
-  (ELB) on **CW** ElorA Fire Chamber "next#" 30• projection (FC) The

Page: 12

-  " " " **cw** 12:12 11 :11 / (2) When
-  A Monadic Passage **CW** Backflows Axis-4 The MCEO Freedom Teachings® Series ©

Page: 13

-  side shifts 45" **CW**, forming CCW AdorA Zero-Point at ElorA Axis-2. The
-  R·1 **CW** ElatA.. &. .c ,x; w NiotA R·
-  ELB = ElorA **CW** Light Body Probabimy Dominion Probability Dominion AD =AdorA Allurean
-  Allurean Chamber - **CW** APR= AdorA CCW FC = ElorA CW Fire Chamber! ALB
-  FC = ElorA **CW** Fire Chamber! ALB =AdorA CCW Light Body Probability Dominion

Page: 22

-  2 Round-1 **CW** EtorA& AdorACCW The MCEO Freedom Teachings® Series ©2010

File : [2010-04_CamelotInterview_scan.pdf](#)
Title : Camelot Interview - Handbook
Subject : Diagram pack for Camelot Interview
Author : MCEO Freedom Teachings - Ashayana Deane
Keywords :

Page: 11

 " " PCMYan CW /" I " I " \ ", I "

Page: 18


 System Solar North CW Electrical Deflection current from West side of Sun 45 Rei

Page: 23

 East Rod Electrical CW Rotation Cad E 21 CW Rotation ----+ PKA in 90"


 Cad E 21 CW Rotation ----+ PKA in 90" West Gr Cad WTop 90"

Page: 24


 (33 113 cw- E) Rhu-ShE-ma-NUOT -san INHALE-UP-RIGHT-

 spin +electrical CW & -magnetic CCW) E"-Ta"La-VhUr-A" -san

Page: 25

 +ve Electrical CW Spiral is on the Bottom, and its PCM CCW Spiral


Page: 33

 center~neof Chamber- CW Probability Dcmnion light Body sphere Probability Dominion e & Spmt


 2 Round-1 CW ElorA& AdorACCW Transharmonic Buddhaic "6th Density" Halls of AmorAea


 activation R-1 CW ElorA & CCW AdorA R-2 Axis-5 AmorAea birth

Page: 41


 t, ...-..., cw = prana kei 213 & missing ~octroo


Page: 49

 Cells" Crystal 15" CW 3 Vectors, 6 Event Horizons ElorA CW and a "

 Event Horizons ElorA CW and a "double" set in AdorA CCW = 6

Page: 56


 9 9 Neptune cw 3657.8-year R. elliptical orbit . R. ._Wormwood &

 plane Venus reverse cw spin on axis = reversed Rod & Planetary Shield Natural


Page: 57

 plane Venus reverse cw sp1n on axis ; reversed Rod & Planetary Shield Our

Page: 59

 to two 21 CW magne~c same-spinset 1--.t__ . i . Solar South

Page: 63

 USA {iO.CW. 311N} 8-9!"2002 24 u~~~~~="~~~~~J::rne~F

Page: 67

 34 CCW-21 CW "Solar Cross" Frequency Fence Vortices activate . ~~)..

File : [2010-04_SpiralsOfCreation_scan.pdf](#)
Title : Spirals of Creation - Handbook
Subject : Spiral Math, comparing KRYSTic and Metatronic, Fibonacci, Fib-of-NO-chi
Author : MCEO Freedom Teachings - Kathara Team
Keywords :


Page: 45



magnt.>tic, femalt.>. **CW** - 21 Metatronic Merkaba In the final stage the spiral


File : [2010-08_Sliders8Diary_scan.pdf](#)
Title : Sliders 8 - Diary
Subject : Preparing the Body for Slide, Advanced Emotional Telluric Body Training -
Workshop Diary
Author : MCEO Freedom Teachings
Keywords :

Page: 3


 (12 EtorA CW and 12 AdorA probability dominions) and 24 central Actuality dominions,

File : [2010-08_Sliders8_scan.pdf](#)
Title : Sliders 8 - Handbook
Subject : Awake, Aware, and ALIVE in the Lands of Aah, The Sea of Ah-Yah, Eternal Stream of Ah-Yah-YA the Covenant of Ah-Yah-Rhu and Eternal Dream Fields of the ONE, Preparing the Body for Slide - Advanced Level
Author : MCEO Freedom Teachings
Keywords :


Page: 32

 initiates 15-degree **CW** —In-phase Shift|| into Aquafereion Shield Light Body alignment,


Page: 33

 engages 15-degree **CW** —In-phase Shift|| into DN-1 Aquafereion Shield &

Page: 35


 completes 15-degree **CW** —In-phase Shift|| into DN-1 Aquafereion Shield &

Page: 36


 completes 15-degree **CW** —In-phase Shift|| into D-3 & D-5

File : [2010-10_Sliders9_scan.pdf](#)
Title : Sliders 9 - Handbook
Subject : The Flame of CosMAyah, Mayan Mother Matrix & Luminary Body
Activation, Advanced Spiritual Body Training
Author : MCEO Freedom Teachings
Keywords :

Page: 21

 plane Venus revme **CW** spin on axfs = reversed Rod & Planetary Shield Our

Page: 33

 Body engaging 15° **CW** Shift of ARPS to Light Body alignment, following "UpPhase"



File : [2011-04_APINSystems_scan.pdf](#)
Title : APIN Systems - Handbook
Subject : Historical Overview, Nibiruian Crystal Temple Bases, Wormholes
Author : MCEO Freedom Teachings - Kathara Team
Keywords :

Page: 21

 1/3 E CW to 11 213 M CCW © A&A Deane 1999-

File : [2012-01_Sliders12Pt1_scan.pdf](#)
Title : Sliders 12 Part 1 - Handbook
Subject : Externalization of the KRYST, Secrets of the Tan-Tri-A"Jha, The 7 Suns of Cos-MA-yah, Keys of Aden, Budding of the Lotus Seed and Plasma Body Initiation
Author : MCEO Freedom Teachings
Keywords :






Page: 2

-  ri-A"jha (**cw** core & outer) Plasma Generator Gate Shields Tantric & Fauntic
 -  Tri-A"jha (**cw** core & outer) Plasma Generator Gate Shields Tan-T ri-
-

Page: 24

-  ~ CCW Outer/**CW** Middle/CCW Core RhAyas Island DN4-DN5 Aqualene Sun-1
-




Page: 25

-  **cw** Core Cell CW Outer /CCW Middle/CW Core Sanctum
 -  cw Core Cell **CW** Outer /CCW Middle/CW Core Sanctum Island DN2-DN3
 -  /CCW Middle/**CW** Core Sanctum Island DN2-DN3 Aqui Shield Blue-Green-1
 -  Suns A-Command **CW** Core 11. 5 1 11. 5 I 11.5 I The
 -  Tri-A"jha (**CW** Core & Outer) Plasma Generator Gate Shields 12 Note: 12
-

Page: 27

-  placement. CCW Outer/**CW** Middle/CCW Core RhAyas Island DN4 - DNS Aqualene Sun-
-



Page: 28

-  Tri-A"jha (**CW** Core & Outer) Plasma Generator Gate Shields RhAyas Ah-min"-
 -  Bud Cell Core: **CW** Outer/CCW Middle/CW Core Sanctum Island DN2 - DN3
 -  Outer/CCW Middle/**CW** Core Sanctum Island DN2 - DN3 Aqui Shield Green Suns
-

Page: 31

-  folds (90° **CW**) Petal Line 4&7 (=11) & 1&10 (=
-

Page: 33

-  placement. CCW outer/**CW** middle/CCW core RhAyas Island DN4 • DNS Aqualene Sun-
 -  folds (90" **cw**) Petal line 4&7=1 ,& 1&10 1=11)
-


Page: 38



ccw - ---- cw DN5 i Paltl Internal D-p~nes DP RhAyasAh-min"-

File : [2012-04_Sliders12Pt2_scan.pdf](#)
Title : Sliders 12 Part 2 - Handbook
Subject : Externalization of the KRYST, Secrets of the Tan-Tri-A"Jha, Dueling
Plasmas, the 15th Bridge, Myotic Awakening, the 7 Stands of the KRYST-
Host Fail Safe & Fail Safe Stand 2
Author : MCEO Freedom Teachings
Keywords :

Page: 22

 lineof Chamber -CW Probability Dominoo l~ghl Body sphere APR ==bi~inK>

 2 Round-1 CW EtorA& AdorACCW and NET-Earth Ascension Alignments T ransharmonic
Buddhaic

Page: 32

 ccw - -/-- cw DN5 i Path Internal 0-planes DP RhAyas Ah-min"-


File : [2012-08_TreasuresOfTan-Tri-Ahu-ra-handout_scan.pdf](#)
Title : Treasures of the Tan-Tri-Ahu-ra - Handout
Subject : Gate Walkers, Wave Runners and Star Riders of the KRYSTHL River Host
Author : ARhAyas Productions - E"Asha Ashayana
Keywords :

Page: 23

 Yahas J. tf Cw "f. 1JI CCW"" ,QIU)/OQ~ .Dant0~ tJ(

File : [2012-12_AgeOfEnlightenmentChartpack1_scan.pdf](#)
Title : Dawn of the Age of Enlightenment - Chartpack 1
Subject : The Dance of ARhAyas, RAI Talisman Codes, KRYSTHL Spire of AL-HumBhra and Aurora Ascension Earth Stand 7
Author : ARhAyas Productions
Keywords :

Page: 15

 $_)$ ~ + **CW** 33 1/3 For bond with (, ;;J .

 a 34 magnetic **CW**-Reversed "same spin spiral set" Metatronic Deathstar Configuration f.)

File : [2012-12_AgeOfEnlightenment_scan.pdf](#)
Title : Dawn of the Age of Enlightenment - Handbook
Subject : The Dance of ARhAyas, RAI Talisman Codes, KRYSTHL Spire of AL-HumBhra & Aurora Ascension Earth - Stand 7
Author : ARhAyas Productions - E"Asha Ashayana
Keywords :


Page: 22

 4 L. + **CW** 33 1/3 For Bond with "\J -CCW


 a 34 magnetic **CW**-Reversed "same spin spiral set" Metatronic Deathstar Configuration The


File : [2013_04_ELAiSaAwakening_Handbook_scan.pdf](#)
Title : E-LAi-Sa Awakening - Handbook
Subject : The Indelible KRYST Code & Chismatic Self-Healing Level 1
Author : ARhAyas Productions - E"Asha Ashayana
Keywords :


Page: 25


 = 12 EtorA CW & 12 AdorA CCW "Probability Dominions" and 24 Central


Page: 39

 33 1/3 CW bonds with -ve 11 2f3 CCW Eiros to fonn


 fonn 21 213 CW +ve Manos Etheric'Atomic; 21 2/3 CW

 21 2/3 CW +ve Manos bonds wjth 11 213 -ve CW


 213 -ve CW units from the 24 LotE Line Set of the Crystal

 213 +ve CW Mag nos to form 45ve +/- ~ 0 Lotos Current


Page: 41

 +ve--"" cw ONJ... ~' < = prana kat 2/3 -~

Page: 65

 Body engaging 15° CW Shift of ARPS to light Body alignment, following "UpPhase

Page: 67


 complete the 15° CW shift to Light Body alignment, the Atumus Core of the

Page: 93


 cw.o Excerpts: Continued LIGHT'S HOUSE ~ Things Narcissists Say ...


File : [2014-04_ShiftMasters1_scan.pdf](#)
Title : Tan-Tri-Ahura Teachings™ ShiftMasters™ Course-1
Subject :
Author : (C)2014 E"Asha Ashayana
Keywords :

Page: 119


 are forward moving **CW** spiraling electrical waves of progressively expanding manifestation rising oscillation and

Page: 125

 are forward moving **CW** spiraling electrical waves of progressively expanding manifestation rising external oscillation


 its spin to **CW**, which reverses the spin and polarity on the MarkhetU"re Time


Page: 129

 Organic +electrical **CW** MarkhetU"re space-time manifestation wave spiral emerging from Internal Creation


File : [2014-12_KDDL1ChartPack_scan.pdf](#)
Title : Keylontic™ Discourses for Daily Living
Subject :
Author : (C)2015 E"Asha Ashayana
Keywords :

Page: 28

 Elum"Eir-adhona 1s•cw axis top --'--- 3 Veclcn, 6 Event Horizons

 Event Horizons EtorA **CW** and a " do\Jbte" set in AdorA CCW :


Page: 58

 11-12) ~ **CW** + Electrical 9 Incoming Keylon tic 1" Discourses for Daily

Page: 59



 will Reverse Metatronic **CW** flows to Organic CCW (Outgoing) for NET Earth DN-

Page: 60


 will reverse the **CW** Metatronic inversion distortion current of Earth"s DN-1 Template to

File : [2016-03_KDDL2_scan.pdf](#)
Title : Arhayas Productions KDDL2 Hand Book
Subject :
Author : (C)2015 E"Asha A. Arhayas
Keywords :



Page: 18

-  axis top 1s•cw 3 Vectors, 6 Event Horizons ElorA CW and a "
 -  Event Horizons ElorA **CW** and a "double" set in AdorA CCW = 6
-


Page: 115

-  (15-dg **CW**) & Es" -pa Ta-Rha"- Ta Up-Shift (
-

Page: 116

-  (15-dg **CW**) The Pana-coa-le"-ta Awakening, Vector Point Expansion &
 -  (1S-dg **CW**) & Es"-pa Ta-Rha"- Ta Up-Shift (1S-
-

Page: 134

-  ARPS Base Spin: **CW** External Keylontic Keylontic"M Discourses for Daily living · KDDL"~ Course
-


Page: 136

-  AU\$ Spift: cw a.. ha"yptioft: ~ Ott\wtQI Ctyst-.1. Gr .. ,.
-


Page: 147

-  IS·dg **CW**) March 2010& March 2015 Qaunta Ta· Rha"-Ta Back-
-






Page: 149

-  1S·dg **CW**, March 2018-Sept. 2027 Es"-pa Ta -Rha"·
-

Page: 150

-  Shift 15-dg **CW**, March 2018- Sept. 2027 Es"-pa Ta-Rha"-Ta Up-
-

Page: 157

-  sways in a **CW** circular motion (left- front- right - rear - left
-  synchronization with the cw Lila-Wave motion. FEEL the "Wave of the Shield"
-  one with the **CW** swaying lila-Wave. Allow your bodies to continue swaying with
-  larger, more strongly **CW** swaying TrhU"ah-Wave field; feel it blend with the smaller
-  with the smaller **CW** Lila-Wave. 9. Breathe normally, using each inhale to draw

- 📄 the more strongly **CW** swaying rhythm of the TrhU"ah-Wave field around you. Allow
 - 📄 with the increased **CW** TrhU"-ah-Wave swaying motion. 11. FEEL the "Wave
 - 📄 the deep, rhythmic **CW** swaying TrhU" -ah/lila-Wave. Allow your bodies to
-

Page: 158

- 📄 sway gently by **CW** with and AS the "Wave of the Shields" sense
 - 📄 In the same **CW** direction, but in opposite side to side motion. As you
 - 📄 Counter-Wave sways **CW** right, your wave and the Counter-Wave moving away from
 - 📄 As you sway **CW** right the Counter-Wave sways CW left, your wave &
 - 📄 Counter-Wave sways **CW** left, your wave & the CounterWave moving toward each other,
 - 📄 time you sway **CW** to the right. 3. Breathe gently and continue to sway
 - 📄 resume the slow **CW** sway motion of your wave and physical/TrhU" -ah
 - 📄 adjust the **CW** swaying motion of your physical/TrhU"-ah bodies to keep
 - 📄 the slowing **CW** sway of the 2 waves. Activating the "NOW-TIME
 - 📄 the swaying & **CW** motion of both waves will STOP and turn into a
 - 📄 -ah bodies **CW** sway to a STOP in synchronization with the 2
-

Page: 163

- 📄 (15-dg **CW**) & Es"-pa Ta-Rha"· Ta Up-Shift (
-

Page: 198

- 📄 2 I.Wwonol **CW**;!ot I Tllno-• 15,211,251 11"11M c:onar-•t1.m.
-

Page: 207

- 📄 (15-dg **CW**) & Es" -pa Ta-Rha"- Ta Up-Shift {
-

Page: 358


- 📄 2 Gntat "+¥&**CW** 0-12 &Void Shields & ().13 All SO..
-

Page: 368


- 📄 a 15-degree **CW** riding rotation template back-shift from 3/2015 to 3/
-

File : [KeylonticDictionary.pdf](#)
Title : Keylontic Dictionary
Subject : KS Dictionary
Author : MCEO Freedom Teachings
Keywords :


Page: 16

 CCW/21 - **CW** Nibinuan Merbba) during the 2000 - 2017 SJtllar Actayatjon

Page: 28


 ·CCWI21 -**CW** Nibi.nuan Merlcaba) during the 2000 - 2017 Stellar Activ.

Page: 68


 through deflection our **CW** spinning Ecka world spheres. Our Ecka world sphere spins CW

 world sphere spins **CW** and it creates through ~flection our CCW spinning \"

Page: 77

 to 21 213 **CW** spin diff"mtinl of the D-12 Harmonic Mahanc Sh1fld

Page: 207

 CCW / 21-**CW** Anti-Cbristos : \Inbba Spin Ratio creales an Electro-nugnetic


Page: 222

 CCW / 21-**CW** t "t>\ "f"l"Sf" orbit and renrse l\lerkaba


 V / 21-**CW** re\-erse Merkaba rotation; both the planet and its peoples

 CCW I 21--**CW** nrru : \lu kaba rotation; both the planet and its

Page: 247

 34-CCW/21-**CW** Niblruian Ma:b1W dunnq tbe 2000 -2017 StdlarActinrion ~-

Page: 277

 CCW/21 -**CW** Nibiruian Merk.aba) during the 2000 - 2017 Stellar Acriyatjoo

Page: 349

 CC\V/21-**CW** ~~during the 2000 - 2017 Stellar Activation Cycle. (
