





Search Results

Summary







Searched for : **Jha DA**
In index(es) : **H:\KS_Scan_Library\MasterIndex.pdx**
Results : **23** document(s) with **407** instance(s)
Saved on : **7/10/2017 6:14:45 PM**

File : [2006-04Ta-kEy-onCycleInitiation_scan.pdf](#)
Title : Ta-kEy-on Cycle Initiation - Technique
Subject : Tauren Light Seed Activation Part 2, Opening the Diamond Door
Author : MCEO Freedom Teachings - Ashayana Deane
Keywords :

Page: 7

-  Ta-Ur of **Jha-Da**" or "The Tower of God" Region-2: Middle
 -  composed of the **Jha-Da** Ecto-geleziac field of cool-dry-semi-liquid-vapor
 -  called "The **Jha-Da**-un of E-Da-un"or" "Garden of
 -  Adama-Sun of **Jha-Da**" or "Adam Son of God". *The Na
-

Page: 8

-  Ta-UR of **Jha-Da**" or" Tower of God" *The Ecto-geleziac Jha-
 -  The Ecto-geleziac **Jha-Da**: middle-surface = "Jha-Da-un of E-
 -  surface = "**Jha-Da**-un of E-Da-un"or ""Garden of
 -  Adama-Sun of **Jha-Da**" or "Adam Son of God". *The Karbo-
 -  Ke"-tha **Jha-Da**" E" -Da..... Ta-
 -  Ke"-tha **Jha-Da**" E"-Da Ta-OR " E-
-


File : [2007-11_AmsterdamClass_scan.pdf](#)
Title : Amsterdam Class
Subject : Multiple Choice Questions and Answers
Author : MCEO Freedom Teachings
Keywords :

Page: 35


 Tao, E-Da, **Jha-Da** (c) Alon, ShAlon, KAlon, Oron, Crystal, Rasha. (


File : [2007-11_LegacyOfLostTranscript.pdf](#)
Title : Legacy of the Lost (Amsterdam workshop transcript)
Subject : Legacy of the Lost, Freedoms of the Found, the Milky Way Mysteries, Halls of Records and the Jesus Codes
Author : MCEO Freedom Teachings
Keywords :


Page: 133

 six is the **Jha Da**. These form the six inner geleziac radiation layers. Then

Page: 314


 Da Sha Ya"mu **Jha"-Da** Lha Ya"mu Kha-Tha-Ra Ya"mu Ah-Rie"-a

 Kha-La Ta-**Jha-Da"** Ya"mu Lha-Sha Jha"-Da E"-Da Ya"mu Sha-

 Ya"mu Lha-Sha **Jha"-Da** E"-Da Ya"mu Sha-Rha E"-Da Tao Ya"mu

File : [2007_12TribesVol1_scan.pdf](#)
Title : 12 Tribes Vol 1 transcript
Subject : scan of the 12 Tribes Volume 1 binder
Author : MCEO Freedom Teachings
Keywords :

Page: 41

 Ke-"tha **Jha-Da**"E"-Da Ta-OR" E-


Page: 56

 Da and the **Jha-Da-** that is where the Garden of Eden concept comes

Page: 65

 7 Ta, 6 **Jha-da**, 5 E-Da, 4 TaO, 3 Jhafa, 2 A-

Page: 66

 the D-2 **Jha-da**, the D-2 E-Da, the D-2 TaO


Page: 130

 aquifers of the **Jha-da-6** level of the aquifers of Urtha D-2,

Page: 145

 Ke-"tha **Jha-Da**"E"-Da Ta-OR" E-


Page: 186

 then you have **Jha-Da**," E"-Da, the Ta-O, and then the Jha-

Page: 187

 Da, and the **Jha-da**"-these correspond to the liquid outer core. So this


Page: 198


 is between the **Jha-Da** layer at 6 and theTa layer at 7-so

Page: 227

 Aquifers of the **Jha-da-6** level of the aquifers of Urtha D-2,


Page: 238

 6 is the **Jha-Da**. This is where we get bits of the like


 of the like **Jha-Da** of Eda-that kind of thing-Garden of Eden

Page: 239


 7, between the **Jha-Da** and theTa, you have the Ta/Jha-Da doorways.


 have the Ta/**Jha-Da** doorways. Now this is the beginning of the upper

Page: 311


 -Da, six **Jha-Da** " But what we have here also, are something

Page: 341


 E"-Da, the **Jha-Da**" in the middle yoke. We have theTa, the Ma

 five is the **Jha-Da**" and six is the E"-Da-these correspond to


Page: 424

 Ke-"tha **Jha-Da**"E"-Da Ta-OR" E-

Page: 458

 6 is the **Jha-Da**. And these are the Core Encryption Tones, the vibration,

Page: 519


 Da, 6 the **Jha-Da**. They form what are called the Aquifers or the

Page: 546


 PartikE) h 6. **Jha-Da** -~ KETHA u~ ~a~U~ ~ ~ ~

File : [2007_12TribesVol2_scan.pdf](#)
Title : 12 Tribes Volume 2 transcript
Subject : 12 Tribes Volume 2 scan of the binder
Author : MCEO Freedom Teachings
Keywords :


Page: 31


 Ke-"tha **Jha-Da**" E"-Da Ta-OR" E-


Page: 46

 Jha"fa, Tao, E"da, **Jha"-da**, Ta, Ma, and the Ka. Then we'll go into


Page: 107


 E"-Da 6. **Jha"-Da** Density 5 (Vapors) Line? 13.Kha14.Tha 15.


 La 6. Ta-**jha-Da**" Line 3 11. Lha-Sha 5. Jha"-Da E"-

 Lha-Sha 5. **Jha"-Da** E"- Da Line 4 10. Sha-Rha 4. E"-


Page: 109

 Line 6 6. **Jha"-Da** Density 5 (Vapors) Line? 13.Kha14.Tha 15.


 La 6. Ta-**jha-Da**" Line 3 11. Lha-Sha 5. Jha"-Da E"-

 Lha-Sha 5. **Jha"-Da** E"-Da 12. Lha Line 4 10. Sha-Rha

Page: 200

 ... Ke-"tha **Jha-Da**" ... E"-Da ... Ta-OR" ... E-YU"-

Page: 201

 ... Ke-"tha **Jha-Da**" ... E"-Da ... Ta-OR" ... E-YU"-

Page: 214

 six is the **Jha-Da**" Number seven is theTa. Number eight is the Ma.

Page: 226


 Da Sha Ya"mo **Jha"-Da** Lha Ya"mo Kha-Tha-Ra Ya"mo Ah-Rie"-a


 Kha-La Ta-**Jha-Da**" Ya"mo Lha-Sha Jha"-Da E"-Da Ya"mo Sha-

 Ya"mo Lha-Sha **Jha"-Da** E"-Da Ya"mo Sha-Rha E"-Da Tao Ya"mo


Page: 227

 Sha ShA-mu **Jha"-Da** Lha ShA-mu Kha-Tha-Ra ShA-mu Ah-


 Kha-La Ta-**Jha-Da**" ShA-mu Lha-Sha Jha"-Da E"-Da ShA-


 mu Lha-Sha **Jha"-Da** E"-Da ShA-mu Sha-Rha E"-Da Tao

Page: 246


 Da and the **Jha-Da**, because they carry the same tonal configurations and qualities

Page: 337


 da and the **Jha"-da**. The Jha-da ofE-da, Garden of Eden stuff

 Jha"-da. The **Jha-da** ofE-da, Garden of Eden stuff This is the


Page: 350

 da and the **Jha-da**. This is where what was the PartikE at one

Page: 463

 Ke"-tha **Jha-Da**" E"-Da Ta-OR" E-

Page: 491


 Da Sha Ya"mo **Jha"-Da** Lha Ya"mo Kha-Tha-Ra Ya"mo Ah-Rie"-a

 Kha-La Ta-**Jha-Da**" Ya"mo Lha-Sha Jha"-Da E"-Da Ya"mo Sha-

 Ya"mo Lha-Sha **Jha"-Da** E"-Da Ya"mo Sha-Rha E"-Da Tao Ya"mo


 Da Sha Como **Jha"-Da** Lha Como Kha-Tha-Ra Como Ah-Rie"-a


 Kha-La Ta-**Jha-Da**" Como Lha-Sha Jha"-Da E"-Da Como Sha-


 Como Lha-Sha **Jha"-Da** E"-Da Como Sha-Rha E"-Da Tao Como


Page: 492


 Sha KA-mu **Jha"-Da** Lha KA-mu Kha-Tha-Ra KA-mu Ah-

 Kha-La Ta-**Jha-Da**" KA-mu Lha-Sha Jha"-Da E"-Da KA-


 mu Lha-Sha **Jha"-Da** E"-Da KA-mu Sha-Rha E"-Da Tao

 Sha Sha-mu **Jha"-Da** Lha Sha-mu Kha-Tha-Ra a-da"-ma

 Kha-La Ta-**Jha-Da**" Sha-mu Lha-Sha Jha"-Da E"-Da Sha-

 mu Lha-Sha **Jha"-Da** E"-Da Sha-muSha-Rha E"-Da Tao Sha-

Page: 493


 ShA-**muJha"-Da** Lha ShA-mu Kha-Tha-Ra ShA-muAh-Rie"-


 Kha-La Ta-**Jha-Da**" ShA-muLha-Sha Jha"-Da E"-Da ShA-muSha-

 ShA-muLha-Sha **Jha"-Da** E"-Da ShA-muSha-Rha E"-Da Tao ShA-


File : [2008_SacredPERSONNInvocationsARofMastery_scan.pdf](#)
Title : Sacred PERSONN Book
Subject : PERSONNs Invocations and A&Rs
Author : MCEO Freedom Teachings - A"shayana Deane
Keywords :


Page: 42

 Ke"-tha **Jha-Da**" E"-Da Ta-OR"

 Ke"-tha **Jha-Da**" E"-Da Ta-



Page: 45

 Kha-La Ta-**Jha-Da**" Sha-mu ShA-mu Ya "mO Como Lha-







 ma Jha"-fa **Jha"-Da** Lha KA-mu Sha-mu a-da"-ma ShA-

File : [2009-04_DrumsOfAquaferion_scan.pdf](#)
Title : Drums of Aquaferion - Handbook
Subject : Doorways Through Time and the Drums of Aquaferion Circle of Life Drum Circle Celebration
Author : MCEO Freedom Teachings - Ashayana Deane
Keywords :


Page: 7

 Awakening: Engaging the **Jha-DA** " Body; Slide-1 Bi-location into the Aurora
 from the Transcendental **Jha-DA**" State..... ..












Page: 31

 (Engaging the **Jha-DA**" Body; Slide-1 Bi-location into the Aurora
 from the Transcendental **Jha-DA**" State. When used, following PART-A, each night before
 remain open, allowing **Jha-DA**" Body projection into the Aurora Continuum (and "
 lock onto your **Jha-DA**" Body, and an Ah-VE"-yas Breath Exhale" to
 to expand your **Jha-DA**" Body out into the Aurora Continuum (or wherever
 Slide-1 **Jha-DA**" Body Bi-location, through which personal directcognition communication and





Page: 32

 (Engaging the **Jha-DA**" Body; Slide-1 Bi-location into the Aurora Continuum):











Page: 33

 "Engaging the **Jha-DA** " Body" for Slide-1 Bi-location into the
 "Photo-plasmic **Jha-DA**" BodV", your Transcendental "Atomic Vehicle of Travel" within
 Continuum Photo-plasmic **Jha-DA**" Body "within, around and between" the cells and
 The atomic and **Jha-DA**" Bodies currently occupy the "same space", but the
 field & the **Jha-DA**" Body exists within the corresponding Space-Time Co-ordinates
 atoms of the **Jha-DA**" Body. 14. Breathe gently, in a relaxed manner, and
 the physical and **Jha-DA**" bodies, and the transfer of consciousness into the Jha-
 consciousness into the **Jha-DA**" State of Aurora Continuum Bi-location. As you breathe
 presence of the **Jha-DA**" Body as similar to a "Ghost Body" version
 technical terms, the **Jha-DA**" Body is NOT a "Ghost Body"", which is
 and visually the **Jha-DA**" Body resembles what is commonly considered a "Ghost

Page: 34

 21. Sit your **Jha-DA** Body "down on the floor"" within this Narrow
 quietly in your **Jha-DA** Body within the Pale-Indigo Corridor, briefly awaiting the
 transferred into the **Jha-DA** Body. (This is not uncommon in the beginning
 intermediate stages of **Jha-DA** Body projection, and is quite common if you are




Page: 35

 Shift Period, the **Jha-DA** Body has been activated; (it will automatically return
 for each individual), **Jha-DA** Body projection into the Aurora Continuum (and "
 Continuum Photo-plasmic **Jha-DA** Body "within, around and between" the cells and
 physical body and **Jha-DA** "Ghost Body", starting with the head, then torso,
 to PUSH the **Jha-DA** Body forward, until the Jha-DA" Body is outside
 forward, until the **Jha-DA** Body is outside and in front of the physical-
 then turn your **Jha-DA** Body around to face your physical-atomic body. Entering
 6. With your **Jha-DA** " Body facing your physical-atomic body"" Inhale slowly
 outward within your **Jha-DA** Body in the Aurora Continuum. 7. Return to gentle
 focused within your **Jha-DA** Body. Observe that you, AS your JhaDA" Body, are




Page: 37

 you desire, including **Jha-DA** Body projection. "Pre-sleep AARR Auto-Suggestion" Nightly

Page: 38

 shift" into the **Jha-DA** Body. The faster you can achieve conscious shift into,
 the Aurora Continuum **Jha-DA** State, the faster your neuro-networks and DNA/RNA/
 B Engaging the **Jha-DA** " Body; Slide-1 Bi-location into the Aurora

Page: 39


 for each individual), **Jha-DA** " Body projection into the Aurora Continuum (and
 lock onto your **Jha-DA** Body, and C. an Ah-VE"-yas Breath Exhale"
 to expand your **Jha-DA** Body out into the Aurora Continuum (or wherever

File : [2009-05_Sliders4Transcript_scan.pdf](#)
Title : Sliders 4 (workshop transcript)
Subject : Transcript for Sliders 4 Workshop
Author : MCEO Freedom Teachings
Keywords :

Page: 4


 exploration included the **Jha-DA** TE" Wha GrU"-al Jhan-Das Rasha dimensional HydroAcoustic

Page: 8

 intermediate studies in **Jha-DA**" Body time travel projection, orbng, elemental command, materialization technologies


Page: 28

 subtitled Engaging the **Jha-DA**" Body; Slide-1 Bi-location into the Aurora Continuum,


 from the Transcendental **Jha-DA** State". And this is the state the Beloveds wanted


Page: 29

 open, allowing the **Jha-DA**" Body projection into the Aurora Continuum and elsewhere, to

 lock onto your **Jha-DA**" Body, and an Ah-VE"-yas Breath Exhale to


 to expand your **Jha-DA**" Body out into the Aurora Continuum or wherever you

 in Slide-1 **Jha-DA**" Body Bi-location, through which personal direct-cognition communication

 (Engaging the **Jha-DA**" Body; Slide-1 Bi-location into the Aurora Continuum).

Page: 31

 your Photo-plasmic **Jha-DA**" Body, your Transcendental "Atomic Vehicle of Travel" within

 your Photo-plasmic **Jha-DA**" Body into being as it were, we'll move onto


 Continuum Photo-plasmic **Jha-DA**" Body, now fully present within, around and between the

 The atomic and **Jha-DA**" Bodies currently occupy the same space, but the atomic


 field And the **Jha-DA**" Body exists within the corresponding Space-Time Coordinates within


 atoms of the **Jha-DA**" Body. The MCEO Freedom Teachings® Series Presented by


















Page: 32

 the physical and **Jha-DA**" Bodies and the transfer of consciousness into the Jha-











 consciousness into the **Jha-DA**" State of Aurora Continuum Bi-location. As you breathe

 presence of the **Jha-DA**" Body as similar to a "Ghost Body" version






 presence of the **Jha-DA**" Body as if it were similar to a "



 technical terms the **Jha-DA** Body is not a "Ghost Body", which is
 and visually the **Jha-DA** Body resembles what is commonly considered a "Ghost
 presence of the **Jha-DA** within you. Now, continue Inhale | Exhale Breathing and
 "Peel" the **Jha-DA** "Ghost Body" out of the physical-atomic body
 atoms of the **Jha-DA** Body at the head. Then, each Exhale breath is
 to push the **Jha-DA** Body head forward, gently and lovingly of course, until
 head of the **Jha-DA** Body is outside and in front of the head
 head of the **Jha-DA** Body. It would be coming out directly as it
 peeling out the **Jha-DA**, but shift as it were the entire focus of
 just peel the **Jha-DA** out It's moving gradually forward as if it's leaning
 link onto" the **Jha-DA** Body atoms and each Exhale to push the Jha-
 to push the **Jha-DA** Body torso fully forward, until the Jha-DA" Body
 forward, until the **Jha-DA** Body is outside and in front of your own
 downward to the **Jha-DA** Body atoms of the legs, again using each Inhale
 link onto the **Jha-DA** Body atoms, the Exhale to push the Jha-DA"
 to push the **Jha-DA** Body, until the legs of the Jha-DA" Body
 legs of the **Jha-DA** Body are also outside and in front of you.

Page: 33



 Gland of the **Jha-DA** Body. And then, "open its eyes", focusing your
 Pineal Gland of the **Jha-DA** Body and then open its eyes. And your relationship
 other through your **Jha-DA** Ghost Body. Now, continue this gentle Inhale/ Exhale breathing.
 "turn your **Jha-DA** Body around" so that it's facing you, your physical-
 out at your **Jha-DA** Body, and then reversing the position and looking back
 self from the **Jha-DA** Body. And then the words on the paper say,
 So, with your **Jha-DA** Body facing your physical-atomic body and your attention
 to draw the **Jha-DA** Body into your physical body and into the "
 just as your **Jha-DA** Body "disappears within you", and it will have
 Continuum in the **Jha-DA** State of consciousness. And this is where we wanted

Page: 34


 focused within your **Jha-DA** Body. Observe that you AS your Jha-DA" Body
 you AS your **Jha-DA** Body are now standing within an Aurora Continuum Corridor
 back of your **Jha-DA** Body the corridor extends outward only several feet This
 Now, sit your **Jha-DA** Body down on the floor within this Narrow, Pale-
 link with your **Jha-DA** Body, which we've done. Now, breathe gently, relax and

 quietly in your **Jha-DA"** Body within the Pale-Indigo Corridor briefly awaiting the
 focus within your **Jha-DA"** Body and converse or begin to Journey with your

Page: 35

 stages of the **Jha-DA"** Body projection. It's quite common, particularly if you're physically
 consciousness within the **Jha-DA"** Body is conscious and aware of itself and will


Page: 66

 to move our **Jha-DA"** Bodies in a much ... much more deeply into

Page: 70






 in to the **Jha-DA"** Body State in the Aurora Continuum. You've already done

Page: 98


 but not quite, **Jha"-Da-TU"**. (Answering a query) Sorry, which one? DhrE-

File : [2009-05_Sliders4_scan.pdf](#)
Title : Sliders 4 - Handbook
Subject : The Call of Aurora Probability Alignments & The Adjugate Bond,
Intermediate Atmic / Ah-VE"-yas Body Training
Author : MCEO Freedom Teachings
Keywords :






Page: 31

 (Engaging the **Jha-DA**" Body; Slide-1 Bilocation into the Aurora Continuum): Entering
 from the Transcendental **Jha-DA**" State. When used, following PART-A, each night before
 lock onto your **Jha-DA**" Body, and an Ah-VE"-yas Breath Exhale" to
 to expand your **Jha-DA**" Body out into the Aurora Continuum (or wherever
 in Slide-1 **Jha-DA**" Body Bi-location, through which personal direct-cognition communication












Page: 32

















 (Engaging the **Jha-DA**" Body; Slide-1 Bi-location into the Aurora Continuum):

Page: 33















 "Engaging the **Jha-DA**" Body" for Slide-1 Bi-location into the Aurora
 "Photo-plasmic **Jha-DA**" BodV", your Transcendental "Atomic Vehicle of Travel" within
 Continuum Photo-plasmic **Jha-DA**" Body "within, around and between" the cells and
 The atomic and **Jha-DA**" Bodies currenHy occupy the "same space", but the
 field & the **Jha-DA**" Body exists within the corresponding Space-Time Co-ordinates

Page: 34



 atoms of the **Jha-DA**" Body. 14. Breathe gently, in a relaxed manner, and
 the physical and **Jha-DA**" bodies, and the transfer of consciousness into the Jha-
 consciousness into the **Jha-DA**" State of Aurora Continuum Bi-location. As you breathe
 presence of the **Jha-DA**" Body as similar to a "Ghost Body" version
 technical terms, the **Jha-DA**" Body is NOT a "Ghost Body", which is
 and visually the **Jha-DA**" Body resembles what is commonly considered a "Ghost
 presence of the **Jha-DA**" "Ghost Body" within you, next, beginning at the
 "Peel" the **Jha-DA**" "Ghost Body" out of the physical-atomic body;
 atoms of the **Jha-DA**" Body "Head", then each Exhale breath to PUSH
 to PUSH the **Jha-DA**" Body "Head" forward, until the head of the
 head of the **Jha-DA**" Body is outside and in front of the head









 head" of the **Jha-DA**" Body). 16. Continue gentle Inhale/Exhale "PEEL-OUT
 downward to the **Jha-DA**" Body atoms of the Torso, again using each Inhale
 link onto" the **Jha-DA**" Body atoms, and each Exhale breath to PUSH the
 to PUSH the **Jha-DA**" Body Torso forward, until the Torso of the Jha-
 Torso of the **Jha-DA**" Body is outside and in front of the Torso
 linked to the **Jha-DA**" Body from only the hips down.) 17. Continue
 downward to the **Jha-DA**" Body atoms of the Legs, again using each Inhale
 link onto" the **Jha-DA**" Body atoms, and each Exhale breath to PUSH the
 to PUSH the **Jha-DA**" Body Legs forward, until the Legs of the Jha-
 Legs of the **Jha-DA**" Body are outside and in front of the Legs
 "Stand the **Jha-DA**" Ghost-Body up in front of you". Return to
 Gland of the **Jha-DA**" Body, then "open its eyes", focusing your attention
 your Photo-plasmic **Jha-DA**" "Ghost Bod"/. Consciously "turn your Jha-DA"
 "turn your **Jha-DA**" Body around to face your physical-atomic body"; observe
 19. With your **Jha-DA**" Body facing your physical-atomic body and your attention
 to draw the **Jha-DA**" Body toward you, first "meeting face to face",

Page: 35







 the **Jha-DA**" Body into your physical body, and into the "
 Inhale", as your **Jha-DA**" body "disappears within you", as it passes directly
 outward within your **Jha-DA**" Body in the Aurora Continuum. You have now entered
 in the "**Jha-DA**" State" of consciousness. 20. Return to gentle breathing, with
 focused within your **Jha-DA**" Body. Observe that you, AS your Jha-DA" Body,
 you, AS your **Jha-DA**" Body, are now standing within an Aurora Continuum Corridor
 back of your **Jha-DA**" Body the Corridor extends outward only several feet. This
 21. Sit your **Jha-DA**" Body "down on the floor" within this Narrow
 quietly in your **Jha-DA**" Body within the Pale-1 ndigo Corridor, briefly awaiting
 focus within your **Jha-DA**" Body and converse, or begin to journey with, your
 Run" Version) your **Jha-DA**" Body has indeed arrived in the Pale-Indigo Corridor
 transferred into the **Jha-DA**" Body. (This is not uncommon in the beginning
 intermediate stages of **Jha-DA**" Body projection, and is quite common if you are
 consciousness within the **Jha-DA**" Body IS conscious and aware of itself, and WILL

Page: 36



 Shift Period, the **Jha-DA**" Body has been activated; (it will automatically return
 Continuum Photo-plasmic **Jha-DA**" Body "within, around and between" the cells and

 atoms of the **Jha-DA**" Body. 4. Breathe gently, in a relaxed manner, and
 physical body and **Jha-DA**" "Ghost Body", starting with the head, then torso,
 atoms of the **Jha-DA**" Body, then each Exhale breath to PUSH the Jha-
 to PUSH the **Jha-DA**" Body forward, until the Jha-DA" Body is outside
 forward, until the **Jha-DA**" Body is outside and in front of the physicalatomic
 "Stand the **Jha-DA**" Ghost-Body up in front of you". Return to
 Gland of the **Jha-DA**" Body, "open its eyes", then turn your Jha-
 then turn your **Jha-DA**" Body around to face your physical-atomic body. Entering

Page: 37




 6. With your **Jha-DA**" Body facing your physical-atomic body"" Inhale slowly and
 to draw the **Jha-DA**" Body toward you and into the "spaces between
 Inhale", as your **Jha-DA**" body "disappears within you", and passes directly into
 outward within your **Jha-DA**" Body in the Aurora Continuum. 7. Return to gentle
 focused within your **Jha-DA**" Body. Observe that you, AS your Jha-DA" Body,
 you, AS your **Jha-DA**" Body, are now standing within an Aurora Continuum Corridor

Page: 38

 enter the Transcendent **Jha-DA**" State, and the wonderful worlds of ascension that it
 you desire, including **Jha-DA**" Body projection. "Pre-sleep AARR Auto-Suggestion" Nightly

File : [2009-08_Sliders5_scan.pdf](#)
Title : Sliders 5 - Handbook
Subject : Essential Alignment, Stardust Flow, Mirror in the Sky & the Orbs of
Aquaferon - Freeing the Body For Slide, Intermediate Telluric Ah-VA"-yas
Body Training
Author : MCEO Freedom Teachings
Keywords :



Page: 3

-  Acoustic Body In **Jha-DA**" you turn into an "Elemental" in the Density
 -  actually seeing the **Jha-DA**" Body in the D-4 field FC11 DN-113.5
 -  Godself" - Ketheric **Jha-DA**" -Aurora State 1 Ah-SA-yas 3
-

Page: 21

-  I D-3 **Jha-DA**" Body Transharmon Density-1 Density/Dim"e"ns"i onal
-

Page: 22

-  of ~-3 **Jha-DA**" Body" !! Position & the Stardust Flow" 2
 -  D-3 Mental **Jha-DA**" Body initiates Stardust Elemental Orb Flow from AshaLA &
-





Page: 23

-  Shown) CD Astral **Jha-DA**" (DN-2 I D-4 Astral Light Body
-

Page: 27


-  the Materialization Structure **Jha-DA**" BODY LIGHT BODY FIELD Ah-VE-yas BODY FIELD
 -  rn D-4 **Jha-DA**" Astral DN-2 Etheric DN-1 Ah-VE-yas
 -  >" DN-1 **Jha-DA**" Density-1 DN-1 Atmic @ DN-2 D-
 -  I D-3 **Jha-DA**" Mental DN-1 D-3 Atmic DN-1 Telluric
 -  a.>.. D-2 **Jha-DA**" Bio-Emotive DN-1 D-2 Telluric DN-1
 -  u D-1 **Jha-DA**" Elemental DN-1 D-1 Etheric DN-1 Rasha
 -  zn < Rasha **Jha-DA**" DN-1 Rasha ElumEiradhona Spirit Body @ DN-1
-

Page: 28









-  -In Progress) **Jha-DA**" Body Light Body Ah-VE-yas Body Located At:
-  DN-5/Rasha **Jha-DA**-yah 1. 2. 3. 4. 5. 6. Aeri-A-
-  4/DN-5 **Jha-DA**-yah Orb 1. 2. 3. 4. 5. 6. Aeri-
-  3/DN-4 **Jha-DA**-yah Orb 1. 2. 3. 4. 5. 6. Ah-

-  2/DN-3 **Jha-DA**-yah Orb 1. 2. 3. 4. 5. 6. Ah-
-  /DN-2 **Jha-DA**-yah Orb 1. DN-2 D-4 Astral Jha-
-  D-4 Astral **Jha-DA**" - E the ric- Ketheric = Keriatic 2. DN-1
-  2. DN-1 **Jha-DA**" - Ketheric-Atmic 3. DN-1 D-3 Mental Jha-
-  D-3 Mental **Jha-DA**" - Atmic-Tell uric 4. DN-1 D-2
-  2 Bio-Emotive **Jha-DA**" - T elluric-Etheric 5. DN-1 D-1
-  D-1 Elemental **Jha-DA**" - Etheric-Mashayanic 6. Rasha Jha-DA" - Mashayanic The MCEO
-  Mashayanic 6. Rasha **Jha-DA**" - Mashayanic The MCEO Freedom Teachings® Series ©2009


Page: 29

-  5 Stages of **Jha-DA**" Body Ascension Outer-matter structure(= Crystallized Liquid Light Endoplasma)





Page: 38

-  completes reassembly in **Jha-DA** Orb, it then takes on the form of a
-  a physical "**Jha-DA** Body". The physical body at this point is fu!
-  and goes into **Jha-DA** Orb. 2) Stealth PeriodReclamation Stage (6/11/09-
-  organic identity in **Jha-DA** Body pushing into the D-4 Astral Field in
-  of body into **Jha-DA** Body Orb. Once the 10% "still conscious" organic
-  of body into **Jha-DA** orb ("Sleeping Orb"), then woken up for review
-  Host support) in **Jha-DA** forces its Jha-DA Body back into the Primary
-  DA forces its **Jha-DA** Body back into the Primary Neurocircuitry of the physical

Page: 40


-  yas Phasing, the **Jha-DA**" Orb & Stardust Flow 1. The First "Out-

Page: 42







-  In-Phase"- 5: **Jha-DAs** Trans-Harmonic Orb (Pg 21) A) As the
 -  Electro-Thermal Transcendental **Jha-DA**" Orb Body. 7. "In-Phase"- 6: Ascent of
 -  Ascent of the **Jha-DA** sOrb (Pg 22) A) Upon completion of merger
 -  the AzurA, the **Jha-DA**" Orb- with its A tum us-atoms in Rasha
-

File : [2009-10_Sliders6Transcript_scan.pdf](#)
Title : Sliders 6 (workshop transcript)
Subject : Transcript for Sliders 6 workshop
Author : MCEO Freedom Teachings
Keywords :


Page: 10

 JhA" Body and **Jha-DA"** Body and the Ah-VE"-yas and the AhVA"-








Page: 19

 which is your **Jha-DA"** Body up and it disappears. Now try to find
 to find your **Jha-DA"** eyes, your Jha-DA" Body eyes and see the
 DA" eyes, your **Jha-DA"** Body eyes and see the Blue Krystal just, even
 hanging with your **Jha-DA"** Body or if you've already got to the Blue
 meeting in our **Jha-DA"** Bodies that look very much like us but with
 single, like our **Jha-DA"** Bodies are lined up singly in a single circle



Page: 20

 imagine in your **Jha-DA"** Body that you're hovering in the air above this



Page: 21

 feel with your **Jha-DA"** Body hand-and you can also try to feel
 like that your **Jha-DA"** Body is hanging out in right now, the endoplasm.
 palms of your **Jha-DA"** Body that may translate through to a tingle that
 this with our **Jha-DA"** Bodies in bi-location, we're also bringing these frequencies
 us in our **Jha-DA"** Body fields around our Physical Body as well and
 gently breathe our **Jha-DA"** Body right through into the center of this bright
 or float your **Jha-DA"** Bodies before it gets to the water part. The




Page: 22

 up in our **Jha-DA"** Bodies for a moment and realize that there is
 hand in your **Jha-DA"** Body-and you can do it in the physical



Page: 24

 size of your **Jha-DA"** Body in there which means here they would be
 them from our **Jha-DA"** Bodies, imagine them the little shillelagh thing hanging in


Page: 94

 fact, project your **Jha-DA**" Body still there. There's no law against having Jha-
 law against having **Jha-DA**" Bodies standing there (Laughs), right. And continue in
 continue in your **Jha-DA**" Body wherever your body may be, right, to finish


Page: 106

 body. It's the **Jha-DA**" body projection that we're doing so we'll call it
 call it the **Jha-DA**" body Floating Lotus Self See if you can see,


Page: 107

 along with your **Jha-DA**" Floating Buddha Lotus projection At a certain point the



Page: 164

 will have a **Jha-DA**" Body activated, and that means you can fly at




Page: 165

 can use your **Jha-DA**" Body to project into, and they just want us






Page: 181

 then called the **Jha-DA**" Body. So we are going to be receiving the
 of our personal **Jha-DA**" Body levels where usually we would have to have



Page: 186

 here to the **Jha-DA**" Body over there which is a projection vehicle; I
 Ascension Vehicle, the **Jha-DA**" Body. And it's really funny, I learned about the
 learned about the **Jha-DA**" Bodies from one of our cats who transitioned, and

Page: 187

 is called the **Jha-DA**" , " and started to explain things to me, and
 But ideally the **Jha-DA**" body is for Orb transit, for Ascension transit wherever
 .. Anyway, the **Jha-DA**" Body structure forms from the Light Body and the
 go into full **Jha-DA**". And the Jha-DA" structure requires 6 dimensions. You
 DA". And the **Jha-DA**" structure requires 6 dimensions. You don't have to go

Page: 192

 we have our **Jha-DA**" Body Orb literally with us at all times. And
 effect of the **Jha-DA**" Orb ... and I'm excited that it's going to


Page: 196




layers of your **Jha-DA"** Body that have now come into register with your


File : [2009-10_Sliders6_scan.pdf](#)
Title : Sliders 6 - Handbook
Subject : The Arc of the Covenant, Sphere of Destiny & the Stairway to Heaven,
Engaging the Spirit for Slide Intermediate Level
Author : MCEO Freedom Teachings
Keywords :

Page: 11

 Reion Field In **Jha-DA**" you turn into an "Elemental" in the density


 Godself - Ketheric **Jha-DA**" -Aurora State 1 Ah-SA-yas 11

Page: 12

 " " In **Jha-DA**" you turn into an "Elemental" · the density


 AM Godself"- Ketheric **Jha-DA**"- Aurora State 1 Ah-SA-yas 12

Page: 35

 sets and breathe **Jha-DA**" Orb up & down for 15 minutes, 2 times

File : [2009_Summary2_scan.pdf](#)
Title : Summary 2
Subject : Introductory Topic Summary 2, Contemporary Origins and Evolution of the MCEO Teachings
Author : MCEO Freedom Teachings - Ashayana Deane
Keywords :

Page: 6

 acoustic Body and **Jha-DA"** Body; fetal integration, Bhardoah, growth cycles, Evolutionary Ascension Cycles,




File : [2010-05_Sliders7Diary_scan.pdf](#)
Title : Sliders 7 - Diary
Subject : The Lands of Wha, Mirror Mapping, the 3 Paths of the KRYST and the Wha-YA"yas Masha-yah-hana Adashi Adepts - Workshop Diary
Author : MCEO Freedom Teachings
Keywords :

Page: 2


 journey (in **Jha-DABody** Orb) into the Transharmonic spaces of the BuwSilip. While

File : [2010-05_Sliders7_scan.pdf](#)
Title : Sliders 7 - Handbook
Subject : The Lands of Wha Mirror Mapping, the 3 Paths of the KRYST and the Wha-
YA-yas Masha-yah-hana Adashi Adepts
Author : MCEO Freedom Teachings
Keywords :



Page: 4

-  Yah Capsule In **Jha-DA**" you turn into an "Elemental" in the Density
 -  actually seeing the **Jha-DA**" Body in the D-4 field FC-9 FC-
 -  Seed Starfire Crystal" **Jha-DA**" -Aurora State-1 -Ah-SA"-yas 3.5
-


Page: 5

-  5 Stages of **Jha-DA**" Body Ascension "Families of the Wha" Outer-matter
-

Page: 14


-  your consciousness in **Jha-DA**" Orb into the center of your Wha Vortex within
 -  YA-yas Host **Jha-DA**" Orb immediately in front of you, in the mirror,
-

Page: 15

-  horizontally and into **Jha-DA**" Body Orb, sailing right into the mirror Wha Window
-

File : [2010-08_Sliders8_scan.pdf](#)
Title : Sliders 8 - Handbook
Subject : Awake, Aware, and ALIVE in the Lands of Aah, The Sea of Ah-Yah, Eternal Stream of Ah-Yah-YA the Covenant of Ah-Yah-Rhu and Eternal Dream Fields of the ONE, Preparing the Body for Slide - Advanced Level
Author : MCEO Freedom Teachings
Keywords :


Page: 32

 galactic Aah-JhA, **Jha-DA'**, Ah-VE'-yas, Ah-VA'-yas & Ah-yas

Page: 33




 that becomes the **Jha-DA'** Body Orb Vehicle), and activates the Lotus Bud Vehicle

 that becomes the **Jha-DA'** Body Orb Vehicle), and Lotus Bud Vehicle activation (



 2 Merkaba activation, **Jha-DA** Body Orb activation and the Psonn of the Arc

File : [2010-10_Sliders9_scan.pdf](#)
Title : Sliders 9 - Handbook
Subject : The Flame of CosMAYah, Mayan Mother Matrix & Luminary Body
Activation, Advanced Spiritual Body Training
Author : MCEO Freedom Teachings
Keywords :

Page: 2

-  into 6-Dimensional **Jha-DA"** Body Orb Vehicle Pos 1-6 (to Pos
 -  into 6-Dimensional **Jha-DA"** Body Orb Vehicle Pos 1-6 (Pos 3-
 -  into 6-Dimensional **Jha-DA"** Body Orb Vehicle Pos 1-6 (Pos 5
-


Page: 26

-  of DN-1 **Jha-DA"** Body ShaLAah Light atomic quotient, bonded to an equal
 -  full 6-Dimensional **Jha-DA"** Orb Body Transfigurative projection to project within the Ephemeral
-


Page: 29

-  5 Stages of **Jha-DA"** Body Ascension Outer-matter structure (= Crystallized Liquid Light
-




Page: 30

-  into 6-Dimensiona/ **Jha-DA"** Body Orb Vehicle-Positions 1 through 6 (to
-



Page: 31

-  into 6-Dimensiona/ **Jha-DA"** Body Orb VehiclePositions 1 through 6 (positions 3
-

Page: 32

-  into 6-Dimensional **Jha-DA"** Body Orb Vehicle -Position 1-6 (position
 -  of ~-3 **Jha-DA"** Body" 2 Position & the Stardust Flow" Density-1
 -  D-3 Mental **Jha-DA"** Body initiates Stardust Elemental Orb Flow from Ash aLA
-

Page: 33

-  the 6 Dimensional **Jha-DA"** Body Orb The Organic Ah-yas Phasing Sequence The
 -  the Materialization Structure **Jha-DA"** BODY 0-4 Jha-OA" Astral Etheric-Ketheric-Keriatric
-

Page: 34


-  of 6 Dimensional **Jha-DA"** Orb Body phasing, continually generating Ah-SA-yas Spark-
-

File : [2011-04_ShA-DahL-UUN13Virtues_scan.pdf](#)
Title : ShA-DhaL-UUN 13 Virtues - Handbook
Subject : The ShA-DhaL-UUN Rite, 13 Virtues and the Shores of Ah-MA-ya-san,
Planetary Mirror in the Sky Activation 1
Author : MCEO Freedom Teachings - Ashayana Deane
Keywords :

Page: 33

 blending the (**Jha-DA"** Body plus Cos-MA"-yah Flame) frequencies of the

Page: 34


 blending the (**Jha-DA"** Body plus the Cos-MA"-yah Flame) frequencies of

Page: 35

 Membrane of the **Jha-DA"** Body's Eternal Vehicle, Ephemeral capsule and Luminary Body (






File : [2011-08_Sliders11_scan.pdf](#)
Title : Sliders 11 - Handbook
Subject : Time Tan-Tri-A-Jha Doorways and the Silver Seed Temple, Pods of
Creation, Sa-MA-ya Water Command and Mirror in the Sky Activation Level-
3 (Physical Body Adept Training)
Author : MCEO Freedom Teachings
Keywords :

Page: 17

 5 Stages of **Jha-DA"** Body Ascension Outer-matter structure (= Crystallized Liquid Light

File : [2013-05_WatersOfE-LAi-sa_scan.pdf](#)
Title : The Waters of E-LAi-sa - Handbook
Subject : Tan-Tri-A"ra Chismatic Self-Healing Level 2, The E-LAi-sian Seal and the 8-step E-LAi-sian Encoding Process
Author : ARhAyas Productions, E"Asha Ashayana
Keywords :


Page: 6

-  Body Activation toward **Jha-DA** Body Orb Ascension Vehicle Activation Aah-JhA" Hydro-Acoustic
 -  transfigures into the **Jha-DA** Body Orb Vehicle, the 6-Dimensional trans-harmonic ·
 -  Body activation toward **Jha-DA** Body Orb Ascension Vehicle activation. Began 10/8/2010
 -  Body activation toward **Jha-DA** Body Orb Ascension Vehicle activation. This activation includes initiating
 -  initiates next level **Jha-DA** Body Orb Ascension Vehicle activation and freeing of the
-





Page: 8

-  self" · Ketheric **Jha-DA"** · Aurora State 1 Ah-sA-yas The Tan-
-

Page: 9

-  JhA" Hydro-Acoustic/**Jha-DA** Orb Body of the Spirit Body Anatomy II. Organic
-


Page: 24

-  Body Activation toward **Jha-DA** Body Orb Ascension Vehicle Activation Aah-JhA" Hydro-Acoustic
 -  transfigures into the **Jha-DA** Body Orb Vehicle, the 6-Dimensional trans-harmonic "
 -  Body activation toward **Jha-DA** Body Orb Ascension Vehicle activation. Began 10/8/2010
 -  Body activation toward **Jha-DA** Body Orb Ascension Vehicle activation. This activation includes initiating
-


Page: 26

-  self" - Ketheric **Jha-DA"** · Aurora State 1 Ah-SA-yas Tan-TRI-
-

Page: 28

-  JhA" Hydro-Acoustic/**Jha-DA** Orb Body of the Spirit Body Anatomy II. Organic
-

Page: 39

-  JhA" Hydro-Acoustic/**Jha-DA** Orb Body of the Spirit Body Anatomy II. Organic
-

Page: 40

File : [2013-08_ShiftMasterHostMasterEarthCYNC_scan.pdf](#)
Title : Introduction to ShiftMasters, HostMasters & the EarthCYNC Celebration - Handbook
Subject :
Author : ARhAyas Productions - E"Asha Ashayana
Keywords :

Page: 25

 JM" Hydro-Aolustic/**Jha-DA** Ott Body of the Spirl Body Anallmy , __


File : [2013_04_ELAiSaAwakening_Handbook_scan.pdf](#)
Title : E-LAi-Sa Awakening - Handbook
Subject : The Indelible KRYST Code & Chismatic Self-Healing Level 1
Author : ARhAyas Productions - E"Asha Ashayana
Keywords :

Page: 52


 5 Stages of **Jha-DA"** Body Ascension o.ur...-sN1n(• -DoNo. a,-.od

Page: 60


 of DN-1 **Jha-DA"** Body ShaLAah Light atomic quotient, bonded to an equal

 full 6-Dimensional **Jha-DA"** Orb Body Transfigurative projection to project within the Ephemeral


Page: 61

 of 6 Dimensional **Jha-DA"** Orb Body phasing, continually generating Ah-SA-yas Spark-

Page: 62

 into 6-Dimensiona/ **Jha-DA"** Body Orb Vehicle-Positions 1 through 6 (to

Page: 63

 into 6-Dimensiona/ **Jha-DA"** Body Orb VehiclePositions 1 through 6 (positions 3

Page: 64

 into 6-Dimensional **Jha-DA"** Body Orb Vehicle -Position 1-6 (position

 the D-3 **Jha-DA"** Body"\$ Position & the Stardust Flow" Density-I

 D-3 Mental **Jha-DA"** Body initiates Stardust Elemental Orb Flow from AshaIA &

Page: 65

 the 6 Dimensional **Jha-DA"** Body Orb The Organic Ah-yas Phasing Sequence The

 the Materialization Structure **Jha-DA"** BODY LIGHT BODY FIELD Ah-VE-yas BODY FIELD


 C"C"I D-4 **Jha-DA"** Astral DN-2 Etheric DN-1 Ah-VE-yas

 1 0-2 **Jha-DA"** Bio-Emotive ON-1 D-2 Telluric DN-1




 vxu: D-1 **Jha-DA"** Elemental DN-1 D-1 Etheric DN-1 Rasha

 < I Rasha **Jha-DA"** DN-1 Rasha ElumEiradhona Spirit Body @ DN-1




Page: 66

 yas Phasing, the **Jha-DA"** Orb & Stardust Flow 1. The First "Out-

Page: 68

-  Electro-Thermal Transcendental **Jha-DA**" Orb Body. 7. "In-Phase"- 6: Ascent of
 -  Ascent of the **Jha-DA** 1 Orb (Pg 22) A) Upon completion of
 -  the AzurA, the **Jha-DA**" Orb - with its Atumus-atoms in Rasha state,
-


Page: 70

-  Body Activation toward **Jha-DA** Body Orb Ascension Vehicle Activation Aah-JhA" Hydro-Acoustic
 -  transfigures into the **Jha-DA** Body Orb Vehicle, the 6-0imensional trans-harmonic ·
 -  Body activation toward **Jha-DA** Body Orb Ascension Vehicle activation Began 10/8/2010
-

Page: 74

-  self" - Ketheric **Jha-DA**" • Aurora State 1 Ah-sA-yas The Tan-
-

Page: 75

-  JhA" Hydro-Acoustic/**Jha-DA** Orb Body of the Spirit Body Anatomy II. Organic
-


File : [2014-04_ShiftMasters1_scan.pdf](#)
Title : Tan-Tri-Ahura Teachings™ ShiftMasters™ Course-1
Subject :
Author : (C)2014 E"Asha Ashayana
Keywords :

Page: 56

 actually seeing the **Jha-DA"** Body in ON-1 / DN-2 Void

 self" • Ketheric **Jha-DA"** • Aurora State 1 Ah-SA-yas Tan-Tri-

Page: 57

 JhA" Hydro-Acoustic/**Jha-DA** Orb Body of the Spirit Body Anatomy II. Organic

Page: 64

 AaiWIIA" Hydro-AOItJStic/**Jha-DA** Ort> Body ot !he Spird Body Anal!lmy
