

Search Results

Summary

Searched for : **LotE**

In index(es) : **H:\KS_Scan_Library\MasterIndex.pdx**

Results : **13** document(s) with **462** instance(s)

Saved on : **7/11/2017 3:29:57 PM**

File : [2004-04_Kathara23-Manual_scan.pdf](#)


Title : Kathara Levels 2 & 3 Foundations - Manual

Subject : Awakening the Living Lotus, Healing Facilitation Through Crystal Body Alignment


Author : MCEO Freedom Teachings - Ashayana Deane

Keywords :


Page: 2

 156 The Living **LotE**": Anatomy of Eternal Creation - The Reuche Spindle, Rod and


Page: 79

 9 Ethos-Etheric **LotE**" Flame Seals Amoraea Flame Body Activation initiates progressive Activation of

Page: 136

 & 5:Point **LotE**·can nierge to form the 12-Point Lotus Breathing

Page: 145


 of the Pcm **LotE**" Template and Sha-LA-a Shaddum Chambers Pcm Primal ·

 Eckatic · Pcm **LotE**" Template # pcm =our particum template E5tt · 4

Page: 146

 ECKA~LotahVECA·PKA **LotE** & PCM Loti CRYSTAL BODY TEMPLATES and t e PRIMARY


 the Veca PCM **LotE** & PKA Loti Templates. · A: Once th\l Ecka-


 of the PCM **LotE**" Template & Sha-LA-a Shaddum Chambers Pc:mlntE"Templat· (


 5. The PCM **LotE** & PKA Loti & Sha-LA·a Chambers .


 Loti & PCM **LotE** Crystal Bodies. Creati11ofthe PKA Loti T~ mplate & Sha·


 " 3 Pcm **LotE**" Density and Primal Shields Pcm LotE" Primal and Density Shields


 of the Lola, **LotE**" & Loti together form an intricate TemJ>late of 6


 of the Lota, **LotE**". & Loti are aligned on 3 different axes in relation


 - horiz_ontal, **LotE**" - vertical. The 3-Axes alignment of the Lola, Loti


 Lola, Loti & **LotE**" Centre Staff"s creates specific alignments of the Kathara Grid Signets


 Lola, Loti & **LotE**" Templates also create an intricate system of Density and PCM


 T•mplata PCM **LotE**" Density & Primal Shields (r ~h.lelds rotate

 Crystal & the **LotE**". Template forms the PCM LotE" Crystal Body within the


 forms the PCM **LotE**" Crystal Body within the Ecka-Lota Crystal, & . when

 Lola, Loti & **LotE**" Crystal Bodies perpetually circulate Life-Source & Life Force Currents


 Ecka-Lota, PCM **LotE**" & PKA Loti Crystal Bodies are together referred to as


 Loti" + pcm **LotE**" 2 Le-e TOR-A Vertical Axis Se"ur Chambers Pcm


 Template · Pcm **LotE**" Crystal Body Template 0" axi~ 45" Diagonal Axis # pcm


 Template ~ pcni **LotE**" · · ·Crystal Body Template ·.. -.. Integrated Crystal

 Loti" and pcm **LotE**" seed atoms and activates their respective Reuche vortice sets, setting


 EIGHT The Living **LotE**: Anatomy of Eternal Creation The Reuche Spindle, Rod & Staff,


 Clock Templates, 24 **LotE** Lines, TiL-E-" a Refraction Screen, 12 Eiros-Axiom &






 which the PCM **LotE** Ecka-Veca Body template is "brought to life" through

 Clock Templates, 24 **LotE** Lines, TiL-E-"a Refraction Screen, TiL-E-"asphere Lens, 12-


 **LotE**" pcm Density Template & 5 Density Shields Density-4 Hydroplasma

 Veca Body pcm **LotE**" M·T·Sequence LotE" Reuche Spindles, Rod and





 T·Sequence **LotE**" Reuche Spindles, Rod and Staff and Primary Lotus Arcs 1.

-  Beam anchors pcm **LotE**" "131" Central Pillar" sparking · ~em Density &
-  open within the **LotE**" Staff and Rod. . . . 2. Opening of the
-  causes tile Pcm **LotE**" 12 Reuche Pillar Se"Urs to anchor through the core Reuche
-  within the pcm **LotE**" template. 3. The D-13 ccw pcm Density Monad causes
-  wave field vertical **LotE**" Arc set. Z4·EM ·staff Spindle Lines Pcm






Page: 164

-  of the Pcm **LotE**" 0 = pcm seed atom 0 = 12 Signets of




Page: 165

-  within the pcm **LotE**". The 24 vertical LotE" lines are called LatE" Staff lines.
-  The 24 vertical **LotE**" lines are called LatE" Staff lines. The pcm primal template
-  process creating 24 **LotE**" Rod lines. Stage-2. Ecka-Veca Body pcm LatE" MT
-  ;·0 . **24LotE**" Lines r · ~ ~ 12 hnes run Vertical 1211 I



Page: 167

-  Veca Body Pcm **LotE**" M·T Sequence Activation of the Pcm LatE" Primary
-  of the 24 **LotE**" Rod & Staff Line, LatE" Crystal Light Grid,· formation
-  pyramidal vortices. 2)**LotE**" projection vortices polarize 24 LatE" line Rod & Staff sets,
-  the interior 24.**LotE**" Vortice lines generates the pcm LotE" double Bi·Veca
-  generates the pcm **LotE**" double Bi-Veca primary merkaba field with+ electrical cw

Page: 169

-  T Sequence Pcm **LotE**" formation of the Rod & Staff Magnetic Up-step Transharmonic
-  transharmonic from Pcm **LotE**" Primal Template. LatE" Pcm Density Template: Pcm- outgoing Up-step
-  ~ s Generates **LotE**" Density Pcm -ccw Bottom Bi-Veca Merkaba Spiral ccwpcm

Page: 170

-  Pcm LatE" Pcm **LotE**" Primal ccw ----- Outgoing Pcm LatE" Density Template EM
-  stepping · Pcm **LotE**" Primal + cw incoming - ~ J> Downstepping .Tt

Page: 171


-  of the Pcm **LotE**" Density and Primal Templates and Shield in the Ecka-Veca

Page: 172

-  Interface of Pcm **LotE**" Transharmonic Density Vorticesforming the Rod and Staff Current? and Crystal



Body Grid Pcm **LotE**" Density Template . & LotE" Staff Vortices 16 "f.

 Template . & **LotE**" Staff Vortices 16 "f. Pcm LotE" Primal Template &

 "f. Pcm **LotE**" Primal Template & LotE" Rod Vortices ""

 Primal Template & **LotE**" Rod Vortices ""

Page: 173


 and The Pcm **LotE**" Ecka Veca Body Holographic Crystal Grid and Vortices Pcm Density

Page: 176

 Planes of the **LotE**" Crystal Light Grid E~ch ve.ctor Code Template on

Page: 177

 Ecka-VecaBody Pcm **LotE**" M-T Sequence Vector Vortices project the TILE" a

 hic Crystal Body, **LotE**" TILE" a sphere, LatE" Axi-A-tonallines and

Page: 179


 PHASES PHASE 1: **LotE**"Rod & Staff Spindles & Primary Lotus Arc Sets Form PHASE


 2: 24 Vertical **LotE**" Density Staff Lilies & 2 LotE" .PHASE 3A: External

 Lilies & 2 **LotE**" .PHASE 3A: External Lot!;• Light Grid Forms . .

 PHASE 38: Internal **LotE**" Vortice Lines Form "Stair-step" Vortice Merkaba Fields SI•

 begin circulatin!! between **LotE**" Loti & Lota Crystal Bod LighlGrds 3D: Loti-LotE" Miodi(-:


 LighlGrds 3D: Loti-**LotE**" Miodi(-:~Diodic Vortices opeli & initiate Transfiguration Cycle between LotE",

 Transfiguration Cycle between **LotE**", L. ott & Lola starting the "Heart-Beat of

Page: 180

 arid the PCM **LotE**" O, n\$1ty •nd Dlmanlsonal Shleld ~lock Allgrvntllt


Page: 181

 of the PCM **LotE**" Crystal Body, The same process occurs with the Loti and


Page: 182


 Formation of the **LotE**" Etheric Bodies & BROS Axl-A-Tonal ÐOS

Page: 183


 nits from 3-**LotE** Liries to form a blended Sha-LA-a.45 Replicate

Page: 185

 & Vlca PCM **LotE** Crystal Bodies each ha~e the Intrinsic structure of the

 Pcm Lotum (**LotE**" pcm +Loti pKA) . Expansion & Contraction. of "






Page: 187

 from the 24 **LotE** Line Set of the Crystal Body Light Grid & 11


Page: 190

 LA-a from **LotE** Line Light Grid & Transmit out 45ve Eyon Keylona Kethenc



Page: 192

 Pulsar Waves PCM **LotE** Myonic Magnetic Almic D-13.5 Crystal Body . PCM
 currents between the **LotE**, Loti & Lola, & the interior & exterior layers of
 of the PCM **LotE** Crystal Body.. The Spiral Tubes of Partikite Waves are called
 Wh~n the **LotE** Crystal Body & its mherent anatomy IS workmg naturally, each
 them into the **LotE** Pillar of Power. The Hehopaths Tubes ~ ~ ~ Radionic .


Page: 194

 Lob) = 24 **LotEPoinb** {l:l_nk Eo Levels ol POM LtItE}, 24





Page: 195

 . e PCM **LotE** Stair-step Vortice System · T\•"WIIW.ol""t.."E"t~
 t,CW PKA **LotE** Staff and Vortice Sets



Page: 196

 Crystal Body PCM **LotE** Density-4 Kathara Grid within Diamond Sun Crystal Body of

Page: 197

 ~ The PCM **LotE** 5 Radial Body & 5 Density Body KA-THA
 the PCM · **LotE** upon anchoring of the D13.5 Monadic beam & Seed Atom
 ations within the **LotE** Central Vertical Column define the parameters of the PCM LotE
 of the PCM **LotE** Photo-Flame-Cell Bodies fanning 5 Density Hove Body Blueprints

Page: 198

 to the PCM **LotE**, & the Ecka-Lota Crystal Body Set represents the "
 to the PCM **LotE**. The "7 Sunset" of the Parallel Ecka & the


Page: 202

 RADIAL BODY / **LotE**" Holographic Crystal Body & Miodic-Diodic Grid manifest in the

Page: 203

 D-1 Atomic **LotE**" Crystal & Diodic-Miodic Grid Primal pcm axis. right Density-


Page: 206

 The Density-1 **LotE**" Crystal Body & Miodic-Diodic Grid Density-1 Transharmonic Den~

Page: 211

 the Veca PCM **LotE** 15. Ray EfTlan"tions of the Eckasha 1. D-1

Page: 212

 to other **LotE**, Lotum & Lota Levels ... ----1 . ~LU

 IE = 24 **LotE** Points (Link to Levels of PCM Lo • La=

Page: 213


 System Within the **LotE** PCM Crystal Body The LotE Crystal Body Etheric-Atomic


 Crystal Body The **LotE** Crystal Body Etheric-Atomic Interface System Through Which Etheric

 Pillar to other **LotE**, Lottim& Leta Levels ~LU = 24

 Levels of PCM **LotE**) .. • La= 24 Lota Points (Link to


Page: 214

 The 24 **LotE** Lotus Points in the LotE Pillar of Power direct Spark

 Points in the **LotE** Pillar of Power direct Spark Pulse Currents from the Pillar


Page: 215


 Currents & PCM **LotE** . • - _e~"1.J:1 " -- _.

 lift..II/ PCM **LotE** Ka+ _ _ _ <~Y _ Light Cell; e

 Lines & PCM **LotE** Etheric-EU Eiros Flame


 Ka Cell. PCM **LotE** Ka & Tha Cells phase perpetually re- - _ _ _

 g11. creating PCM **LotE** Ra Density & Sha Etheric Cells PKA Loti Eiros-Cell


 sustaining the PCM **LotE** "Ra" .. P!JPCM LotE Sha-Etheric Cell polarizes

 .. P!JPCM **LotE** Sha-Etheric Cell polarizes to form Ethos+ & Eiros -

Page: 217

 ... ~ PCM **LotE** Ethos-Eiros Phasing <; , .. 1":1;.....- - .

Page: 219

 Inhale _.,, PCM **LotE** Ethos-Eiros Phasing •"/ \ .;-, , "il 45




Page: 221

 .2 Elemental **LotE** Lines and Staff Currents for distribution through the Shields and


Page: 228

 ~ ~ 24 **LotE**" lines ~~~+run Vertical 121Ines run Shield• from X Shields



Page: 233

-  the Veca PCM-**LotE** and the Ecka-Lota Crystal Body levels, to allow for
 -  for the PCM-**LotE** Axiom and DNA Templates to access, and re-awaken, their
 -  Rhythms into the **LotE** Axiom and DNA Template, which allows the Axiom and DNA
-


Page: 277

-  D-2 Elemental **LotE** Lines and Staff Currents for distribution through the Shields and
-

Page: 332










-  the Veca PCM-**LotE** and the Ecka-Lota Crystal Body levels, to allow for
 -  for the PCM-**LotE** Axiom and DNA Templates to access, and re-awaken, their
-

Page: 337








-  between the PCM-**LotE** Axiom Template and the Ecka Base Shield via the Ecka-
-

File : [2004-04_Kathara23Diagrams_scan.pdf](#)
Title : Kathara 2-3 Diagram Pack
Subject : 12 laminated color diagrams from K2-3
Author : MCEO Freedom Teachings - Ashayana Deane
Keywords :



Page: 1

-  Lota, VECA-PCM **LotE**" & PKA Loti CRYSTAL BODY TEMPLATES and the PRIMARY AMORAEA
 -  the Veca PCM **LotE** & PKA Loti Templates A: Once the Ecka-Lota Template
 -  Density & Primal **LotE**" & Loti Templates. 5B: Creation of the PCM LotE "
 -  of the PCM **LotE** " Template & Sha-LA-a Shaddum Chambers PCM LotE"
 -  Shaddum Chambers PCM **LotE**" Template r, -----, PCM J Density Kathara Template
Template PCM
 -  of the PCM **LotE**" Template. 5. The PCM LotE & PKA Loti & Sha-
 -  5. The PCM **LotE** & PKA Loti & Sha-LA-a Chambers Templates simultaneously
 -  Loti & PCM **LotE**" Crystal Bodies. Creation of the PKA Loti Template & Sha-
 -  of the PCM **LotE**" Crystal Body Template One of Four Corridors of the Personal
-





Page: 5


-  anchor in the **LotE**" Line corresponding to their 12 Nodes & blend the other
 -  of the 24 **LotE**" Lines to form 1-Set of 12 Axiom Lines. 1A.
 -  of the PCM **LotE**" Body Axiatonal Fomation Vector Vortices & TiLE" a Planes. The
 -  Plane of the **LotE**" Crystal Body T"iLE"a Sphere Refraction Screen blends the 24 PCM
 -  24 PCM external **LotE**" Lines into a set of 12 Axiatonal Lines and a
 -  of the PCM **LotE**" Crystal Body manifests within the Radial Body Reion Field (
 -  of the PCM **LotE**" Crystal Body. The same process occurs with the Loti and
-


Page: 6

-  lo!E" PCM **LotE**" Primal -CCW Primal ..CW ~~~~P~ <
 -  begin circulating between **LotE**", Loti & Lola Crystal Body Light Grids 3D: Loti-LatE"
-

Page: 7


-  Stage-6 PCM **LotE**" T"iLE"a Vector Projection Planes Generate the Vertical Axi-A-Tonal
-  Formation of the **LotE**" Etheric Bodies & EIROS Axi-A-Tonal & ETHOS Meridian
-  TiLE" a Plane **LotE**" Line Blending & the 45 Sha-LA-a Current The
-  the 24 external **LotE**" Lines, the 12 Density TiLE" a Vector Projection Planes emanating


 Nodes in each **LotE**" Density Shield via the Vector Vortices replicate, draw~n. b~

 LA-a replicate **LotE**" Lines creating t-set of t2 11 213 -ve

Page: 11




 rLA-a from **LotE**" Unes Light Grid & Transmit out45ve Eyon Keylona Ketheric Units.

 Units from the **LotE**" Line Crystal Body Light Grid, blending the 45 +1-




 Grid. The PCM **LotE**" Eyonic Crystal Body spins CCW with the D-13.5 MONADIC

File : [2004-08_RevelationsOfRaK4_scan.pdf](#)
Title : K4 The Pillar of Power - Handbook
Subject : Kathara Level 4 - Loga"s, Four Spheres of Ra, Nadradon Etheric-Atomic Duct Complex (from Revelations of Ra WS)
Author : MECO Freedom Teachings - Ashayana Deane
Keywords :


Page: 13

-  ... the 24-**LotE**-Points of your D-1.5 thru" D-11.5 Photosphere turn
 -  connecting through the **LotE**-Point-Sets & into the Etheric-Atomic-Centre-Pillar also
 -  the 96-PCM-**LotE**-Points, the Density- 1 Nadradon Cell emerges from the Feet-
-





Page: 17

-  Density-1 Rajhna **LotE** PCM Position (at Chakra-10- 6" above the head),
 -  PCM Density-1 **LotE** Rod and 2/3 Ethos Density-1 Rod into merger
 -  Density-1 PCM **LotE** and The MECO Freedom Teachings® Series 17 Presented by
-


Page: 18

-  into the PCM **LotE** Seed Atom; thus the Ancient Exhale/Inhale "Last breath"
-

Page: 24










-  During natural PCM **LotE** Tii-E-"a Breathing, the Ethos-Kathara Grid rises upward
 -  Breaths of the **LotE** (PCM) After Its projection into Manifestation from the Ecka-
 -  of the PCM **LotE** Density complete their "Exhale" to full expansion, with the
 -  within the PCM **LotE** Tii-E-"a on the following Ethos "Inhale"- Contraction
-

Page: 25









-  of the 24 **LotE** Points and their corresponding +ve Radis and -ve
-

File : [2004-09_MichaelMaryLine_scan.pdf](#)
Title : The UK Michael-Mary Line - Handbook
Subject : The Zendradon, Ecka-Indigo Shiled and Planetary Shield Awakening of the Universal Indigo Sun and Planetary Diamond Sun Host
Author : MCEO Freedom Teachings - Ashayana Deane
Keywords :




Page: 11

-  .lotahVECA-PKA **LotE** & PCM Loti CRYSTAL BODY TEMPLATES and t e PRIMARY
 -  5. The PCM **LotE** & PKA Lo.ti & Sha·LA·a
 -  the Veca PCM **LotE** & PKA Loti Templates. TemJ)lates simultaneously expand out from
 -  Density & Primal **LotE** & Loti Temolates 5 B: ... | Creation of the
 -  of the PCM **LotE"** Template & Sha·LA·a Shaddum Chambers (
 -  () PCM **LotE"** Top LotE" Bottom 1 E>u · 4Sh~ . g~
 -  PCM LotE" Top **LotE"** Bottom 1 E>u · 4Sh~ . g~d~·n
 -  Loti & PCM **LotE** Crystal Bodies. . Creatldlofthe PKA Loti T~mplate & Sha
 -  of the PKA **LotE"** Template Radiation Chambers represent the Primary Amoraea Radiation Chambers of
-

Page: 12

-  bot.h PCM **LotE"** & PKA Loti Templates afso have their Primal Template Shield
 -  of the Lota,**LotE"** & Loti together form an Intricate Template o16-Interwoven Kathara
 -  diagonal, Loti- horizontal, **LotE"**- vertical. The 3-A:xes alignment of the Lola, Loti
 -  Lola, Loti & **LotE"** Centre Staff"s creates specific alignments of the Kathara Grid Signets
 -  Lofa, Loti & **LotE"** Templates also create an intricate system of Density and Primal
 -  .. 1 PCM **LotE"** Top Vertical "" LotE" Tom~·· PCM lotE" Density &
 -  Top Vertical "" **LotE"** Tom~·· PCM lotE" Density & Prtmal Shields (.
 -  Crystal & the **LotE**~· Template forms the PCM LatE" Crystal Body within the
-

Page: 14

-  Clock Templates, 24 **LotE** Lines, TiL-E-" a Refraction Screen, 12 Eiros-Axiom &
 -  which the PCM **LotE** Ecka-V_eca Body template is "brought to life"
 -  Clock Templates, 24. **LotE** Lines, TiL-E" a Refraction Screen, TiL-E-"asphere Lens, 12-
-


Page: 15


-  PHASES PHASE 1: **LotE"**.Rod & Staff Spindles & Primary Lotus Arc Sets Form


 Planes 30: Loti-**LotE**" M!odlc-D!odlc Vortices operi & Initiate Transfiguration Cycle


 Transfiguration Cycle between **LotE**"{ Loft & Lola starting the ""Heart-Beat of the

Page: 16


 & Density pcm **LotE**" sea atoms to . life within the LotE" Template, the

 life within the **LotE**" Template, the pcm LotE" Holographic C~stal Body, pcm Veca

 Template, the pcm **LotE**" Holographic C~stal Body, pcm Veca Body anatomy & manifestation

 together form the **LotE**" Holographic Crystal Body Template. . .~ It..... Imbedded,_ Pcm

Page: 17

 causes the Pcm **LotE**"12 Reuche Pillar Se"Urs to anchor through the core Reuche


Page: 19


 set bf 24 **LotE**" lines to the center of the Density Shields, and project

 to form the **LotE**" 3-Dm Holographic Crystal Body external light grid. \ ".<

Page: 20

 of the PCM **LotE** Crystal Body. Each of the 3 Embedded . Crystal Body


 (3) PCM **LotE** North A: Ecka-LotA The 3 Embedded Light Grids of

 Loti iii) PCM-**LotE** 8: Veca Lotum The 2 Embedded light Grids of the

 .lij PCM **LotE** The Singular Light Grid of the PCM . LotE Crystal

 the PCM . **LotE** Crystal Body "IJ-...r--~.1


Page: 21

 Pcm **LotE**" Primal ccw Out~oing The EM Transharmonic Staff & Rod

 of the Pcm **LotE**" Pcm LotE" Density Template EM Staff Stair step Vortices ~

 Pcm LotE" Pcm **LotE**" Density Template EM Staff Stair step Vortices ~w pk~

Page: 22

 Interface of Pcm **LotE**" Trans harmonic Density Vorticesforming the Rod and Staff Currents and

 Vortlce.9 Pcm **LotE**" Primal Template & LatE" Rod Vortices "" "" ")..


Page: 23


 and The Pcm **LotE**" Ecka Veca Body Holographic Crystal Grid and Vortices Pcm Density-


Page: 25

 Plane of the **LotE**" Crystal Body T"ILE"a Spiere Refraction Screen blends the 24 PCM

Page: 27

 the 24 Vertical **LotE** Lines of the Crystal Body Light Grid, & each TiL-

 Units from 3-**LotE** Lines to form a blended ShaU-a 45 Replicate Current,

 of the PCM **LotE** Crystal Body. The Ethos & Eiros Currents of the D-

Page: 28

 Partikate Currents, 24 **LotE** Lines {standing flash lines} lonn by rep.eating cyc!

Page: 29


 ECKA•LotA, PCM **LotE** & PKA Loti CRYSTAL BODIES of the ECKA-VECA LotA

 & Veca PCM **LotE** Crystal Bodies each have the Intrinsic structure of the 24

Page: 34


 LA-{1 from **LotE** Une Light Grid & Transmit out 45ve Eyon Keylona Kethenc

Page: 35

 Loti and PCM **LotE** to In!f1rface and combine to begin the process of

Page: 37

 Body of PCM **LotE** Diamond Sun Crystal Body activate. As the Ecka Lota Body

 Expands, the PCM **LotE** Diamond Sun "Inhales"/ Contracts drawing +ve energy in


 When the PCM **LotE** "Inhales"/ Contra.cts, the LotA Points Transfigure the incoming


 of the PCM **LotE** Diamond Sun, the Miodic Grid & Myonic Crystal activate the

Page: 38

 Tubes From the **LotE** Miodic-Diodic Vortex Grid LotAPoints Set Density & Etheric Creating

 Etheric Creating the **LotE** Harmonics Grid Eckasha K- 9 LU-1, DN-4 K~

 15 Seal . **LotE** Trion "-r~l:tffih,C:..=t-:-::~~\-- Field Photosphere Ethos


 Pillar to other **LotE**, Lotum & Lota Levels ... , LU = 24 Lotum

 LE = 24 **LotE** Points (l,link to Levels of PCM LotE) La=

 Levels of PCM **LotE**) La= 24 Lota Points lE.link to Ecka Lota) Ecka-

 --- DN-1 **LotE** Reion Field Void - - - - - _Ethos


Page: 40


 Crystal Body The **LotE** Crystal Body Etheric-Atomic InterfacP. System Through Which Etheric Currents


Page: 45

 e-"aSphere. PCM **LotE** Stair-step Vortice System . " PKA LotE Staff and

 . " PKA **LotE** Staff and ,Vortice Sets "J)Mklloo"fWrrlrc.t.te"


 Crystal Body PCM **LotE** Density-4 Kathara Grid within Diamond Sun Crystal Body of

 within the PCM **LotE** upon anchoring of the 013.5 Monadic beam & Seed Atom

 locations within the **LotE** Central Vertical Column define the parameters of the PCM LotE

 of the PCM **LotE** Photo-Flame-Cell Bodies forming 5 Density Hove Body Blueprints

 which both PCM **LotE** & PKA Loti expand the Yon-a-Hum and Yon-


 Ecka-Lota PCM **LotE**/ PKA Loti Lotum Crystal Body Density Manifestation emerges.
MATRADON "

 Cell PKALoti & **PCMLotE** RA Logos Density Sphere at Centre D12.5 ETHERIC LIGHT-SOUND)


 RA Logos . **LotE** PCM Body ER= PCM Eiros -ve PCM.THA ET=

 & one PCM **LotE** I are projected into Ecka lola D11.5-2.5 from the


 0 RA Logos **LotE** PCM Body ER= PCM Elros -ve PCM THA. ET=

 outward through the **LotE** PCM Template Crystal Body Template, creating the D13.5
Lotosphere, D12.5

 of Matter. PCM **LotE** Kathara Crystal Body Template shown. Same process of Etheric Body

 Ovosphere The PCM **LotE** Etheric-Atomic It".>t-- Pillar of Power expands outward from

 Matradon Cell forming **LotE** Body " thing Tube . " " .. "


 PCM D-13 **LotE** Monosphere-Monad Ecka-Lota 012.5 Logosphere Blueprint for PCM LatE

 Etheic Blueprint 5 **LotE** Density Body Atomic Etheric Blueprint Wind~w · Expansion -

 through which the **LotE** Crystal Body Etheric Blueprint Spark Currents merge with the LotE


 merge with the **LotE** PCM Currents within the centre Nadir point of the Pillar


 Tubes From the **LotE** Miodic-Diodic Vortex Grid LotA Points Set Density & Etheric

 otE Hannonics Grid **LotE** Trion . "" "r->t-l:::b"MF+=-"~\~ Field Photosphere "


 "<:::1"•.,_:::~"<--->£__-1-- **LotE** Re ion Ethos DN-4, K-11 & Parallel D-


 Pillar to other **LotE**, Lotum & Lota Levels ... ~)\ LU = 24 Lotum


 LE = 24 **LotE** Points (Link to Levels of PCM LotE) • La=

 Levels of PCM **LotE**) • La= 24 Lota Points . (Link to Ecka

Page: 61


 The 24 **LotE** Lotus Points in the LotE Pillar of Power direct Spark

 Points in the **LotE** Pillar of Power direct Spark Pulse Currents from the Pillar


 . of the **LotE** Body. ----- -----

 horizontally as the **LotE** PCM Rod Currents.

Page: 62

 Points of the **LotE** PCM, PKA Loti & Ethos-Eiros Cells manifest on

Page: 64

 Ascent in PCM **LotE** CI Ash; .yana & Azurt: .nya ~ Eltr"s MC; December

Page: 65

 Descent in PCM **LotE** OAshayna & Azurtmya Deane, Ekr"l MC; December 2002 Positions- kz.


Page: 66

 Loti & PCM **LotE** that becomes Natural Electrical & Magnetic Manifest Polarity Fields. Position-

Page: 75

 of the Pcm **LotE**" cew Ov: qoing Sta ge-- 4A Ecka Veca Body pcm


Page: 77

 ~ 1A PCM **LotE** Pillar of Power has open circulation of Ethos & Eiros


Page: 79

 which both PCM **LotE** & PKA Loti . expand the Yon-a·Huin

Page: 80

 Ecka-Lota PCM **LotE**/ PKA Loti Lotum Crystal Body Density Manifestation emerges. MATRADON "

 Cell PKALoti & **PCMLotE** RALogos Density . Sphere at Centre D12.5 ETHERIC LIGHT -


 10 RA Logos **LotE** PCM.Body ER= PCM i.~iros -ve PCM THA

Page: 84


 I The 24 **LotE** Lotus Points in the LotE Pillar of Power direct Spark

 Points in the **LotE** Pillar of Power direct Spark Pulse Currents from the Pillar

Page: 115

 Tube into PCM **LotE** and PKA Loti Breathing Tubes, opening LotE and Loti Breathing




 Breathing Tubes, opening **LotE** and Loti Breathing Tubes and drawing LotE and Loti D-

 Tubes and drawing **LotE** and Loti D-1 Bodies, and their Etheric Cells, into



 6 re-set. **LotE** and Loti shift to Ecka Zero-Point Axis completing 45deg.

File : [2005-03_IntroKathara4_scan.pdf](#)
Title : Elements of Kathara 4 - Handbook
Subject : Installment 1 - the Eiradon Awakening, the Voyager Trinity Time Wave, Ra-Sha-LA Restoration, the Ah-Seu-Ra-Shan State and the Hon"a-til-E-a Run
Author : MCEO Freedom Teachings - Ashayana Deane
Keywords :





Page: 4

-  . the 24-**LotE**-Points of your D-1. 5 thru" 0-11.5 Photosphere
 -  connecting through the **LotE**-Point-Sets & into the Etheric-Atomic-Centre-Pillar also
 -  the 96-PCM-**LotE**-Points, the Density- 1 Nadradon Cell emerges from the Feet-
-


Page: 8

-  Density-1 Rajhna **LotE** PCM Position (at Chakra-10- 6" above the head),
 -  Density-1 PCM **LotE** and Ethos Kathara Grids. The Ancient 1st 45-Subharmonic Spark
-




Page: 15

-  During natural PCM **LotE** Tii-E-"a Breathing, the Ethos-Kathara Grid rises upward
 -  Breaths of the **LotE** (PCMI After Its projection into Manifestation from the Ecka-
 -  of the PCM **LotE** Density complete · their "Exhale" to full expansion, with
 -  within the PCM **LotE** Tii-E-"a on the following Ethos "Inhale"- Contraction
-



Page: 16

-  of the 24 **LotE** Points and their corresponding +ve Radis and -ve
-

Page: 21





-  Tube into PCM **LotE** and PKA Loti Breathing Tubes, opening LatE and Loti Breathing
 -  Tubes and drawing **LotE** and Loti D-1 Bodies, and their Etheric Cells, into
 -  above head, drawing **LotE** and Loti into merger with lola onD-13 Monadic and
-

Page: 24


-  to Spark the **LotE** ROD, the "R a" Arcs (in their Inhale/
 -  breath" as the **LotE** Maharic Shield ascends to Chakra-14 for reset of the
-

File : [2006-10_IntroToMonad_scan.pdf](#)
Title : Intro to the Monad
Subject : The Spark of the Living Flame
Author : MCEO Freedom Teachings - Ashayana Deane
Keywords :

Page: 15

-  grids of pcm **LotE** and pka Loti Pcm LotE: the singular light grids of
 -  pka Loti Pcm **LotE**: the singular light grids of LotE crystal body~ Copyright A"sha
 -  light grids of **LotE** crystal body~ Copyright A"sha and A"za Deane 2005: All Rights
 -  shapes of the **LotE**, Lotum, and the Ecka-Veca LotA, as well as the
-

Page: 22





-  of the PCM **LotE**, the PKA Loti, and the Ecka Lota phase, forming the
-

Page: 24



-  Ecka 11.5: PCM **LotE** and PKA LOti These cells cycle energies through each other,
-

File : [2007-04_Kathara23Sect7-8_scan.pdf](#)
Title : Kathara 2-3 Sections 7 & 8 Module
Subject : Kathara Team Module expanding the technical details of Kathara 2-3
Author : MCEO Freedom Teachings
Keywords :








Page: 2

 Ecka, Loti and LotE	12 Crystal Body Template
.....	14 The Monadic Beam
 8: The Living LotE : Anatomy of Eternal Creation	16 Intermediate and Pre-externalization
 Flames of the LotE	18 Reuche Spindles, Rod and Staff, Primary Arcs
.....	
 Alignments	23 LotE Lines form Down step and Upstep Vortices and External Light



Page: 6

-  of the Ecka **LotE**: the Crystal Body template and light grid of the Particum
 -  Veca template (**LotE** and Loti combined) LotA: the full Crystal Body form for
-




Page: 11

-  template called the **LotE**, which is composed of the Particum density field and the
 -  and the corresponding **LotE** template. The usual view from the God Worlds map shows
 -  position, while the **LotE** template shows them in their centered positions, as they are
 -  Vortices of the **LotE**, and the Shaddi Chambers form between the Reuche Vortices of
 -  Loti. (Particum **LotE** shown on left below) -• .. • Creation of the
 -  of the PCM **LotE**" Template and Sha-LA-a- Shaddum Chambers PCMPrial Sound Fokl
 -  E=Eclalic PCM **LotE**" Temptate (...) • .•... II pcm • ourpanicumtemplale ... •
-

Page: 12

-  of the PCM **LotE**" Crystal Body Template One of Fovr Corridors of the Personal
 -  Ecka, Loti and **LotE** (Figure11) The next step in the creation process (
-


Page: 13

-  Fields of the **LotE** template. There is also a density shield that shows a
-  aspects of the **LotE**. These are shown in the Density 4 colors, because they
-  belonging to the **LotE**, there are two additional sets of density shields, one belonging

Page: 15

 Lota, the Particum **LotE** and the PartikA Loti all connect together and form a


Page: 16


 8: The Living **LotE**: Anatomy of Eternal Creation Intermediate and Pre-externalization Phase Anatomy

 Ecka Lola, Particum **LotE**, and PartikA Loti all go through these stages and phases

Page: 17

 Stage 1 The **LotE** Rod and Staff Spindles and Primary Lotus Arcs form The

 in the Particum **LotE** Seed Atom; the LotE anchors the Veca Sha-LA-a

 Seed Atom; the **LotE** anchors the Veca Sha-LA-a Pillar 13 and the


 13 and the **LotE** 12 Pillar Set; the Reuche Pillars form the Density Staff


 The 24 vertical **LotE** Density Staff Lines and 24 horizontal LotE Primal Rod Lines


 and 24 horizontal **LotE** Primal Rod Lines form Phase3A - Stage 3 The external


 3 The external **LotE** Light Grid forms The LotE Reuche Vortices activate and polarize


 Grid forms The **LotE** Reuche Vortices activate and polarize the 24 LotE Lines, creating

 polarize the 24 **LotE** Lines, creating internal and external 24 LotE Line Sets and

 and external 24 **LotE** Line Sets and Miodic-Diodic grid and LotE Holographic Crystal

 Diodic grid and **LotE** Holographic Crystal Body external light grid and internal LotE Vortice


 grid and internal **LotE** Vortice Lines. Phase 38- Stage 4 Internal LotE Vortice Lines


 Stage 4 Internal **LotE** Vortice Lines create Stair-step Vortice Merkaba fields Phase 3C-

 Stage 5 External **LotE** Lines form Vector Vortices and Til-E- " a Vector Projection

Page: 18

 Flames of the **LotE** (Figure 14) LaTE" PCM DensityTemplale & 5 Density Shields

 structure. The Particum **LotE** has its four density shields, the larger shield of the

 9 Ethos-Etheric **LotE** Flame Seals are also shown in this diagram. These are


Page: 19

 flames for the **LotE** are the Le-e-TOR-A and Le-Teu-A,

 as the Particum **LotE** has an Ethos Kathara Grid that sets its templates, the

Page: 20


 aspect of the **LotE** anatomy to understand first. Just as the Particum Density Kathara


 Beam anchors the **LotE** 13th Pillar, this sparks all of the Particum seed atoms

 within both the **LotE** Staff (density grid central vertical line) and the Rod

 Rod of the **LotE**. 12 spin clockwise with the Density-4 Shield and 12


Page: 21

 PCM **LotE**" Staff Spindle Pillar r--, The counter-rotating Spindle Pillars bring


 The horizontal PCM **LotE**" Rod Pillar spins electrical Partika Rod Spindle Pillar ManA energy


 Set of the **LotE**. The 6-petal Arc Set is formed from 12 individual


Page: 23

 do"MIwardveftically. The24verticalallotE" Inesareeaed"**LotE**" Staff lines." The PCM pOO!altemplate undefoes the same processcreating24

 stage-2Ecka-veca **BodyPCMLotE**"**MTSequence** Nodes projection lines are traced outward from the 24 LotE"staff&

 from the 24 **LotE**"staff&Rodlinesroon center to the outer edge of the shield, one

 fields of the **LotE**. All of the density shield groupings follow the same pattern;


 Density-4 Particum **LotE** shield, but its clock rotates counter-clockwise. The effect of

 dimension and density. **LotE** Lines form Downstep and Upstep Vortices and External Light Grids


 20, 21) The **LotE** Lines form by a process very similar to that of


 right of the **LotE** Staff Lines in Figure 18 show the orientation of the

Page: 24

 shapes. As the **LotE** Lines travel upwards and downwards, connecting the shields, each line

 In essence, the **LotE** Line connections alternate densities. Some of the lines will connect


 4, and other **LotE** Lines will connect Densities 1 and 3. It is this

 that create 24 **LotE** Lines instead of 12. Just as occurred with the Rod


 Rod and Staff **LotE** Lines interact with each other. The spindle lines remain in


 shield, while the **LotE** Lines define the outer circumference of the shields. Interaction of

 the sets of **LotE** Lines activates the Reuche Vortices (the pyramidal vortices formed


 further polarizing the **LotE** Lines. One set of LotE Lines is drawn into the

 One set of **LotE** Lines is drawn into the center of the Density-4

 fields for the **LotE** as a whole. This primary Merkaba is the familiar BiVeCa

 of the PCM **LotE**" **PCMLotE**" Primal __. CCN Outgoing PCM LotE" Density Template EM













 CCN Outgoing PCM **LotE**" Density Template EM Staff Stair step Vortices PCM Lotf" Primal







 Up-steppiing These **LotE** Lines that were drawn into the two Density-4 seed







 The electrically polarized **LotE** Lines interact with the shield Nodes and project downward from




 ManA energy. The **LotE** Lines that were drawn into the Ethos Density-4 Seed


 out of the **LotE**. The MCEO Freedom Teachings® Series Presented by Adashi MCEO




 (The smaller **LotE** and Loti structures have humorously been called the "Go-
 this material!) The **LotE**, Loti, and Ecka Lota all have these sets of vortices,
 flow between the **LotE**, Loti, and Lota. Crystal Body Light Grid external 24 Line
 other set of **LotE** Lines polarized by the spinning of the Reuche Vortices are
 Rod and Staff **LotE** Lines cross over each other, with the crossover points forming
 Crystal Bodies: The **LotE** Lines of the Particum LotE, the LotE and Loti Lines
 of the Particum **LotE**, the LotE and Loti Lines for the combined Veca Lotum,
 Particum LotE, the **LotE** and Loti Lines for the combined Veca Lotum, and the
 time as the **LotE**, generating the "other half of the MiodicDiodic Grid Vortices.
 complex than between **LotE** and Loti, and some of this will be seen later
 the flow between **LotE** and Loti. This sets the transfiguration and manifestation cycle in
 inside of the **LotE** Crystal Body. The Capstone Vortices extend beyond the Crystal Body

 lines of the **LotE**" Crystal Light Gncl. The prOjeCted Vedor Code Templates foml TiiE"a
 onto the outer **LotE** Lines of the Crystal Light Grid . These projections form
 Planes within the **LotE** Light Grid. In figure 23, each of the Tii-E-"
 primarily with three **LotE** Lines. The Kathara Grid pattern has three vertical lines: the
 Planes span three **LotE** Lines, with the primary LotE Line for its Node becoming
 with the primary **LotE** Line for its Node becoming its Staff Line. This begins




 Veca Body PCM **LotE**" M-T Sequence VeWxllotices project the r ;
 looked at the **LotE** structures both from the perspective of pillars, and from the
 exist within the **LotE**, "" but they are in a sense, different versions of
 place with the **LotE** Lines and MiodicDiodic cross-over points running through the Tii-
 a. Only the **LotE** Lines are shown the in illustration above; the Crystal Body
 those of the **LotE**. As the Miodic-Diodic Grid vortices open, this begins what

 asphere of the **LotE**, so there are a total of 60 Tii-E-"a
 a. The 24 **LotE** Lines are blended through the Tii-E"asphere to form
 bodies of the **LotE** through very complex interactions. The MCEO Freedom Teachings® Series




 structure in the **LotE**, it is the energies of the Loti that actually flow

 Ecka Atomic The **LotE** lines run Sha-LA-a 45 bipolar current, which is
 interact with the **LotE** lines, they replicate, draw in, and then polarize the Sha-
 in the Particum **LotE**, we have been addressing Miasms that manifest in our manifestation


Page: 31

 level for the **LotE**. It is known as the Ti/-E-"asphere Lens or
 for the Veca **LotE**. In simple terms, as the Ethos and Eiros step down
 that of the **LotE**, and the Ecka Lola Refraction Screen forms at a 45o











Page: 32

 previously by the **LotE** Lines, generate a differential current that becomes very important for
 ve from the **LotE** Lines and with Mag nos 11% +veto form Lotos
 created within the **LotE**, each with different characteristics. The MCEO Freedom Teachings®
Series






Page: 35






 current from the **LotE** Lines, and transmits out 45 +/-/0 Eyon Keylona Ketheric

Page: 37








 Eyonic) for the **LotE**. Shown are the LotE Meajhe Sound Field (small inner
 Shown are the **LotE** Meajhe Sound Field (small inner circle), the Trion Light
 circle), and combined **LotE**-LotI Primal Field. A set of Lotus Points are shown
 shown for the **LotE** (small solid circles) , for the primal fields of
 fields of the **LotE** and Loti outside of that (small open circles inside
 Set for the **LotE** is also visible in the illustration. The three Keylon Crystal
 which the Particum **LotE** 15 Ray Currents are made. Diagonal transmission passageways form,
crossing
 Lines of the **LotE**, Transharmonic Radeonic Najeu/s are formed. These are also called
 currents between the **LotE**, Loti, and Lota. 2They also circulate these currents between the
 layers of the **LotE** Crystal Body. These tubes thus reach through every level and

Page: 38

 Sun. When the **LotE** is functioning as intended, each inhale breath/contraction activates the
 Lota into the **LotE** Central Pillar of Power. These Heliopath tubes light up and
 currents of the **LotE**. This means having the Myonic, Dyonic, and Eyonic Crystal Bodies
 Fields of the **LotE** are called the Logosphere, Photosphere, and Ovosphere respectively.
Finally, at
 off, out of **LotE** manifestation and into Ecka-Lota manifestation. The MCEO Freedom
Teachings

-  of the PCM **LotE** KA-THA-RA Body & the "6th-15th" Suns"
 -  of the Particum **LotE** Density-1 Self, there are a set of 15 Suns
 -  of the full **LotE** form, and consist of the Lotosphere, Logosphere, Photosphere, Ovosphere, and
 -  of the entire **LotE**. The 7th sun is the Ecka Lota. Once a being
 -  in the Particum **LotE**, its next step is to pull in all its identity/
-

-  of the PCM **LotE**" Crystal Body Template f --- ~-.Loti ~-====: __J Temp" Veca
-

-  of the Particum **LotE** Template and Sha-LA-a Shaddum Chambers Figure 10 The
 -  of the Veca **LotE** Figure 12 Crystal Body Templates of the Ecka-Veca Body
 -  Flames of the **LotE** Figure 15 Rod and Staff Reuche Spindles Figure 16 Creation
 -  Figure 18 24 **LotE** Staff and Rod Lines Form Figure 19 The Electromagnetic Transharmonic
 -  of the Particum **LotE** Figure 20 Crystal Body Light Grid External 24 Line Sets
 -  and the Particum **LotE** Ecka-Veca Body Holographic Crystal Grid and Vortices Figure 22
 -  Veca Body Particum **LotE** Manifestation-Transduction Sequence (Tii-E-"asphere and Miodic-Diodic
-

File : [2008-01_EngagingLoadOutWorkshopTranscript_scan.pdf](#)
Title : Engaging the Load Out (workshop transcript)
Subject : Full transcript for FOL "08 workshop
Author : MCEO Freedom Teachings
Keywords :





Page: 55

 36:31] PCM **LotE** Density Template & LotE Staff Vortices (from K 2-





 Density Template & **LotE** Staff Vortices (from K 2-3) Copvtight A"shavana &

File : [2010-04_CamelotInterview_scan.pdf](#)
Title : Camelot Interview - Handbook
Subject : Diagram pack for Camelot Interview
Author : MCEO Freedom Teachings - Ashayana Deane
Keywords :





Page: 37

-  of the PCM **LotE** KA-THA-RA Body & the "6th-15th" Suns"
 -  The 5 PCM **LotE** "Suns": 13.5/13.5 LotoSphere & Lotos Crystal 12.5/ 0.5
 -  to the PCM **LotE**, & the Ecka-Lota Crystal Body Set represents the "
 -  to the PCM **LotE** The "7th Sunset" of the Parallel Ecka & the
-

Page: 54


-  Body Grid PCM **LotE**" Density Template & LotE" Staff Vortices An eternal-life living
 -  Density Template & **LotE**" Staff Vortices An eternal-life living star / " PCM
 -  / " PCM **LotE**" Primal Template & LotE" Rod Vortices 4 - Lotum Capstones
 -  Primal Template & **LotE**" Rod Vortices 4 - Lotum Capstones (PKA/PCM) I
-

Page: 71

-  of the PCM **LotE** KA-THA-RA Body & the "6th-15th" Suns"
 -  The 5 PCM **LotE** "Suns": 13.5/13.5 LotoSphere & Lotos Crystal 12.5/ 0.5
 -  to the PCM **LotE**. & the Ecka-Lota Crystal Body Set represents the "
 -  to the PCM **LotE** The "7th Sunset" of the Parallel Ecka & the
-





File : [2013_04_ELAiSaAwakening_Handbook_scan.pdf](#)
Title : E-LAi-Sa Awakening - Handbook
Subject : The Indelible KRYST Code & Chismatic Self-Healing Level 1
Author : ARhAyas Productions - E"Asha Ashayana
Keywords :

Page: 39





 from the 24 **LotE** Line Set of the Crystal Body Light Grid & 11

File : [2014-12_KDDL1ChartPack_scan.pdf](#)
Title : Keylontic™ Discourses for Daily Living
Subject :
Author : (C)2015 E"Asha Ashayana
Keywords :

Page: 14


-  of the PCM **LotE** KA-THA-RA Body & the "6th-15th" Suns"
 -  The 5 PCM **LotE** ·suns•: 13.5/13.5 LotoSphere & Lotos Crystal 12.5/ 0.5
 -  to the PCM **LotE**, & the Ecka-Lota Crystal Body Set represents the "
 -  to the PCM **LotE** The "7th Sunset• of the Parallel Ecka & the
-

Page: 27

-  Body Grid PCM **LotE**" Density Template & LotE" Staff Vortices An eternal-life living
 -  Density Template & **LotE**" Staff Vortices An eternal-life living star / " PCM
 -  / " PCM **LotE**" Primal Template & LotE" Rod Vortices 4 - Lotum Capstones
 -  Primal Template & **LotE**" Rod Vortices 4 - Lotum Capstones (PKA/PCM) I
-


File : [2016-03_KDDL2_scan.pdf](#)
Title : Arhayas Productions KDDL2 Hand Book
Subject :
Author : (C)2015 E"Asha A. Arhayas
Keywords :

Page: 7

 of the PCM **LotE** Ka ·Tha ·Ra Body (& the 6""


Page: 16

 of the PCM **LotE** KA-THA-RA Body & the "6th-15th" Suns"


 The 5 PCM **LotE** "Suns": 13.5/13.5 LotoSphere & Lotos Crystal 12.5/ 0.5

 to the PCM **LotE**, & the Ecka-Lota Crystal Body Set represents the "

Page: 34

 Body Grid PCM **LotE**" Density Template & LotE" Staff Vortices An eternal-life living


 Density Template & **LotE**" Staff Vortices An eternal-life living star / " PCM

 / " PCM **LotE**" Primal Template & LotE" Rod Vortices 4- Lotum Capstones (


 Primal Template & **LotE**" Rod Vortices 4- Lotum Capstones (PKA/PCM) | 4

File : [KeylonticDictionary.pdf](#)
Title : Keylontic Dictionary
Subject : KS Dictionary
Author : MCEO Freedom Teachings
Keywords :

Page: 6

 Miasms II-16 **LotE** L-7 Middl<Donuut God R"orldl Lotl L-7

Page: 192

] The~-~iscaUM: **LotE** (S.e.:l&IA) ~] Tbe balb~ is

 7 Lota- LotA **LotE** Loti Lotum
