

Search Results

Summary

Searched for : **RaShaLA**
In index(es) : **H:\KS_Scan_Library\MasterIndex.pdx**
Results : **25** document(s) with **1114** instance(s)
Saved on : **7/16/2017 1:17:39 AM**

File : [2004-04_Kathara23-Manual_scan.pdf](#)
Title : Kathara Levels 2 & 3 Foundations - Manual
Subject : Awakening the Living Lotus, Healing Facilitation Through Crystal Body Alignment
Author : MCEO Freedom Teachings - Ashayana Deane
Keywords :

Page: 51

 of the Eckasha **RaShaLAe** Hub, the "between stale" existing between the Ketheric- Etheric"

File : [2005-10_WhispersRashaReishATranscript_scan.pdf](#)
Title : Whispers of the Rasha ReishA (workshop transcript)
Subject : Partial transcript for the Whispers Ws (where upstep to HaaTUrs occurred)
Author : MCEO Freedom Teachings
Keywords :

Page: 25



there will be **RashaLA** advanced training, which means the ReishaLA vehicle training will be

File : [2006-08_SacredSexDiary_scan.pdf](#)
Title : Sacred Sex 2 - Diary
Subject : Workshop Diary
Author : MCEO Freedom Teachings
Keywords :


Page: 3








induction of the **RaShaLa** Core Rainbow Flame. The remainder of the workshop contained more

File : [2007-04_KRYSTarAwakeningDiary_scan.pdf](#)
Title : KRYSTar Awakening - Diary
Subject : The KRYSTar Awakening and Starfire Maps, Solar Gates, Prana Seed and the Aqualene Sun - Workshop Diary
Author : MCEO Freedom Teachings
Keywords :




Page: 1

 with Aqualene transmission **RaShaLAe** Body activation, is called "Aqualene Sun"). These powerful Healing

Page: 2










 something called the **RaShaLAe** Body which is an interesting "step" in the Krystar
 activation of the **RaShaLAe** Body is the "step" that occurs immediately before Star
 of the RaShaA, **RaShaLa**, RaShaLE, RaShaLAe, ReiShaLAe, ReiShaLE and ReiShaLa Bodies (also called
 RaShaA, RaShaLa, RaShaLE, **RaShaLAe**, ReiShaLAe, ReiShaLE and ReiShaLa Bodies (also called the Seven
 of Urtha. Our **RaShaLAe** Body will undergo an increasing degree of activation during the

Page: 3



 project in our **RaShaLAe** Bodies (and become "Gliders") and AFTER initiation of
 Sun within the **RaShaLAe** Body of people with Aquari coding and give us the
 which allows the **RaShaLAe** Body to activate the Aqualene Sun. Later that night, A'sha

File : [2007-04_KRYSTarAwakeningTranscript_scan.pdf](#)
Title : KRYSTar Awakening (workshop transcript)
Subject : Full transcript for April 2007 Workshop (right after the murder of SOL)
Author : MCEO Freedom Teachings
Keywords :











Page: 4

 is called the **Rashalae** body. Now, not just people have Rashalae bodies, but everything
 just people have **Rashalae** bodies, but everything has a Rashalae body. Planets, the Sun,
 everything has a **Rashalae** body. Planets, the Sun, solar systems. We've used the term
 bits about the **Rashalae** body. But there is something extremely important that we need
 is called the **Rashala** bodies. There are several layers of Rashalae bodies - Rashalae,
 several layers of **Rashalae** bodies - Rashalae, Rasha!E, Rashala and the Rasha. There's
 Rashalae bodies - **Rashalae**, Rasha!E, Rashala and the Rasha. There's a set of
 Rashalae, Rasha!E, **Rashala** and the Rasha. There's a set of other ones that
 is they were **Rashalae** body training of some sort. Each class teaches us something


Page: 5

 cannot activate its **Rashalae** body. In the face of a Starfire event, that is
 planet couldn't hold **Rashalae** activation, it would do spacedust return very quickly. We
wouldn't



Page: 6

 own bodies, your **Rashalae** light body structures, but also within the planetary Rashalae
bodies.
 within the planetary **Rashalae** bodies. We are going to get to the point where
 within its collective **Rashalae** body, as well as that of the individual's, that can
 need to understand **Rashalae** body anatomy. We will find out what Ruta 15, Urta
 to activate the **Rashalae** body, what the Rashalae body is, and what it allows
 body, what the **Rashalae** body is, and what it allows a living system to
 earning about the **Rashalae** body, and then moving into the levels of the Rashalae
 levels of the **Rashalae** body - there is one Rashalae, but then there's a
 there is one **Rashalae**, but then there's a Rasha!E, and a Rashala, and
 E, and a **Rashala**, and a Rasha, and then there's the Rishis. There is


Page: 7

 you didn't understand **Rashalae** body anatomy, particularly on the planetary level, you wouldn't understand


Page: 8

 project in our **Rashalae**. The next phase, that hasn't started yet, not even with
 we have basic **Rashalae** body structure and that straightened out, and then we see

Page: 9

 field in the **Rashalae** bodies of the Indigos, and also of Earth to the






Page: 10

 to do with **Rashalae** body activation. It can be activated to create a transmutation






Page: 12

 fields in the **Rashalae** body levels of the people on this planet that can



Page: 13

 frequencies in your **Rashalae** body, that actually opens tracks that are already in your
 already in your **Rashalae** bodies. You already have them. But the process of moving
 of biology and **Rashalae** now, here, and the place you want to go, which
 of the planetary **Rashalae** body. So, we'll learn about that and we'll learn about
 in the planetary **Rashalae** body that has taken place progressively through the use of

Page: 16

 the projections using **Rashalae** body but your physical body is fully still here. Once
 in the planetary **Rashalae** body, because they will happen first in the Indigo collective
 the Indigo collective **Rashalae** body. That will allow the planetary **Rashalae** body to follow
 allow the planetary **Rashalae** body to follow suit, so it can have a host
 are hosting the **Rashalae** body activation of the planet at this point. Once the

Page: 17

 you can understand **Rashalae** body. There's a few that I think they are going
 enough about what **Rashalae** body is, in terms of the dark matter templates that


Page: 18


 activate its own **Rashalae** body. Because we are hosting it, because Urtha is hosting


Page: 19


 goes into a **Rashalae** state. You'll pick up the information there. So, it's like


Page: 20

 things in your **Rashalae** body and in your DNA template that allows your body


 It frees your **Rashalae** body so you can do Rashalae projection. That will be


 you can do **Rashalae** projection. That will be done between like 2:00 and


 will deal with **Rashalae** body and understanding that basic structure. Then we'll do the

 get into planetary **Rashalae** at that point, because before you do this journey, you


Page: 21


 structure of the **Rashalae** body. There's a few reasons why it is so important


 not just a **Rashalae** body. There's a Rasha!E body, a Rashala body and

 E body, a **Rashala** body and a RashaA body, as well as a Rishalae,


Page: 22


 once we understand **Rashalae** and then apply it to planetary and solar Rashalae. So,


 planetary and solar **Rashalae**. So, we're starting out with the structure of Rashalae. And

 the structure of **Rashalae**. And it's all built on the kathara grid, which is


Page: 25

 get back into **Rashalae** body structure. What we're going to find is how this


 or the word **Rashalae**, or Rasha!E, or Rashala. All those bodies. So, we'll

 Rasha!E, or **Rashala**. All those bodies. So, we'll see where they fit. If


Page: 31


 we get into **Rashalae** body a little bit... it has to do with the

Page: 33


 Sun host of **Rashalae** body was needed, when Urtha Starfire "d, to give


Page: 34


 activate in your **Rashalae** body, to send messages home, and you'll get messages back.


 in your own **Rashalae** body of the direct line. And they will do their


Page: 35


 we get into **Rashalae** body a little bit, there's going to be a point

 we'll talk about **Rashalae** levels and activating Rashalae. There's a particular set of frequencies



 levels and activating **Rashalae**. There's a particular set of frequencies that have to do

 the currents of **Rashalae** that pertain to just your matrix, those with Aquari codes,



 and in our **Rashalae** bodies it will give us that same transmutation screen so

 allow for the **Rashalae** body to activate as Aqualene sun, where you can actually



Page: 37

 because to understand **Rashalae**, it helps to understand where it came from where the
 from where the **Rashalae** bodies came from. So we start with the first pariki,


Page: 40

 do with the **Rashalae** body structure - that activates the Rashalae body in a
 that activates the **Rashalae** body in a way that it sets in motion those


Page: 41

 the end of **Rashalae** body structure, where you will see why I keep saying
 and not just **Rashalae** anymore, because there are several stages of them. But we'll

Page: 44

 understanding the bigger **Rashalae** bodies. So, this is where it starts, still in the


Page: 47

 partiki of the **Rashala**, and that's on axis 8. That's on axis 7. That's







Page: 48

 out where your **Rashalae** body comes from. Next one please. What happens after Axis



Page: 49

 structure of your **Rashalae** body. Next one is, after you have the six cracks

Page: 53


 these in the **Rashalae** body. The next thing that will happen, that we will
 the RashaA, the **Rashala**, the Rasha!E and the Rashalae bodies. So, we'll see
 E and the **Rashalae** bodies. So, we'll see that when we come back. And
 bodies, and the **Rashalae** body, all the way from the first creation sequence that
 learn how to **Rashalae** project to the temples, and the first access key journey
 awake in your **Rashalae** bodies the mathematical coding that is a coordinate coding that

Page: 54

 sequenced in my **Rashalae** body, so it just kind of falls out, and it
 of allowing the **Rashalae** body layers to activate with the three matrix currents, as

Page: 55

 layers of the **Rashalae** bodies with the Aqualene Sun, which is that transmutation buffer


 of understanding the **Rashalae** body. We just got through the PartEkE template and the


Page: 56

 order to understand **Rashalae**, **Rashala**, Rasha!E, all of those, the Rashes, and it


Page: 58

 start the Earth's **Rashalae** body into somewhat kind of respirator activation, where we can


 whether it's a **Rashala**, whether it's a Rasha!E or a Rashalae. Sometimes when

 E or a **Rashalae**. Sometimes when you get into the AdashE cycles, it's the


Page: 59

 body and your **Rashalae** body on the outer is structured upon. If you remember,


Page: 61

 know what a **Rashalae** body is, that kind of thing. On the next one,

Page: 62


 loosely, as the **Rashalae** Hub body. Inside that ... this is the Ka of


Page: 64


 you're talking about **Rashalae**. They are the anatomy of the Rashalae body. They create


 anatomy of the **Rashalae** body. They create the Pillar of Power that corresponds with


Page: 67


 cycle of the **Rashala**, the inner domain Rasha body. So, you have the core


 one is the **Rashala**. Now, after that cycles with this whole thing going through


 This is the **Rashalae** body. So, it starts this way: Starseed, Starborn, Starflame, Starburst...

 Starflame, Starburst... RashaA, **Rashala**, Rasha!E, Rashalae. Core, inner, middle, outer. .. what happens

 Rashala, Rasha!E, **Rashalae**. Core, inner, middle, outer. .. what happens when you get


 And where the **Rashalae** body of the outer domains turns into the RishaA body,

 point that the **Rashalae** body gets to ride in and activates the larger portions

 Sun. So, the **Rashalae** body, once it's fully activated, can then fully activate the

 ... So, the **Rashalae** goes into the RishaA state, and then becomes the RishaA


Page: 68

 continual cycle of **Rashalae** body activation. The Rasha bodies, then the Risha bodies, and


 you where your **Rashalae** body fits. Right there. And also your RishaA, and there


Page: 69

 RashA body, the **Rashala** body, the Rasha!E body, the Rashalae body. And then


 E body, the **Rashalae** body. And then we go up into Starfire and the

Page: 71


 go into planetary **Rashalae**. If we can simply remember, whatever this was ... this

 terms of the **Rashalae** body structure. Now, we're going to look at these structures

Page: 72


 these structure of **Rashalae** body plug into stellar or planetary bodies, so you can

 Earth's D2 ... **Rashalae**, cause we're dealing with the outer domains, so they're the


 but they're the **Rashalae** out here. So Earth's D2 Rashalae PartEkE body. This is

 So Earth's D2 **Rashalae** PartEkE body. This is interesting. If we are looking at


Page: 75

 planet or the **Rashala**. This is where our surface crust was in the D2


Page: 76

 of the natural **Rashalae** body structure of this planetary system. You don't have to


Page: 77

 this kind of **Rashalae** body training before we ever teach people how to do

Page: 85

 in your own **Rashalae** body layers of the Aqualene Sun, so you will have

Page: 86

 on in the **Rashalae** body, and in the physical body, will actually begin to


Page: 90

 body, and Urtha's **Rashalae** body as well, where you have the geleziac layers and

Page: 92

 closely at the **Rashalae** body structures, and if this is Urtha, this would represent

Page: 94


 with Earth's D2 **Rashalae** PartEkE body, and the 15 ring fields that come from

Page: 95


 Rasha bodies, the **Rashalae** body, these are the inside ones, not going back into

Page: 96


 activation of the **Rashalae** body, it means turning on these bands here- 12, 13,

 level of the **Rashalae** body, that's when we can start to see where the


Page: 98

 through our D2 **Rashalae** body of Earth ... if you remember in the core

Page: 99


 layers of the **Rashalae** bodies, and also the bands. And there is a particular


Page: 102

 beginning of the **Rashalae** body activations. They are normal activations under normal circumstances. We


Page: 103

 it with its **Rashalae** body and its 15 structure here. Then we have the


 one with its **Rashalae** body and its 15 structure. This goes up to 12,

 of the D3 **Rashalae** body is out here. This begins to show you the

Page: 105


 maps of the **Rashalae** bodies. This shows you the Earth D2 crust. This would


Page: 106

 of our personal **Rashalae**, that is what they are going to be doing. If


Page: 107

 where in the **Rashalae** maps, where the Van Allen Belts exist. And science already


 of the D3 **Rashalae** body of Earth, but it's considered Earth's D3 outer atmosphere.

 of the D2 **Rashalae** body. You have the D3 Ra Ka layer, which is


Page: 109

 activations in our **Rashalae** bodies by doing these journeys, that will allow us to

 me about the **Rashalae** body, and I thought, "Oh ... that's the mentor

 open in your **Rashalae** so you would have access. You can go back. You


Page: 110

 there in your **Rashalae** body. You can feel it moving into your physical body




Page: 113

 It's part of **Rashalae** body training. You may find that some of you have


Page: 116

 to hold the **Rashalae** activation on Earth, to hold the Aurora Zone. The Aurora



Page: 120

 of the planetary **Rashalae**. At first we're having Indigo Shield activations. That will not
 point, the planet's **Rashalae** body will be able to trigger activation, as long as
 rings of the **Rashalae** body. The first ring pulse is released from the Sun



Page: 121

 terms of the **Rashalae** bodies. That has to do with here too. Just like



Page: 122

 up into the **Rashalae** bodies, it means there's a tail that's sticking out further
 into the Urtha **Rashalae** body. So, it makes it easier for certain transmissions to




Page: 129

 will direct your **Rashalae** through this sequence. As you activate more and more Rashalae,
 more and more **Rashalae**, you'll be able to Page 129 of 151











Page: 131



 Ions" of the **Rashalae** body, where the Alon pulls up and the KAIon
 connected to the **Rashalae** body levels that will phase the keys and the "

Page: 134







 activating in your **Rashalae** bodies, and in the Indigo Shield Body, and from there
 activating in the **Rashalae** bodies of the Indigos, and it will be healing for
 opened to allow **Rashalae** body activation of the planet. This time, it is a

Page: 135









 personally where your **Rashalae** body is. Remember, the Rashalae body ... here's the ones
 is. Remember, the **Rashalae** body ... here's the ones we're looking at, that go
 level of the **Rashalae** body. This one is the D2 level of the Rashalae
 level of the **Rashalae** body. If you remember, we talked about the Rashalae body
 talked about the **Rashalae** body in relation to the Eukatharista body, which is the
 point in the **Rashalae** kathara grid would be the 9 point in the outside
 on the D3 **Rashalae** body grid, and that would be the 9 kathara center
 relationship to the **Rashalae**s. This is the D3 Rashalae. The D3 Eukatharista is a
 is the D3 **Rashalae**. The D3 Eukatharista is a bit bigger. That's where its
 shows the D2 **Rashalae** body grid that we've been looking at. This is the

 that's the D2 **Rashalae**. Now, you take the D2 and make its 12 the
 at this, your **Rashalae** body vertically, like we have been looking at it on






Page: 136

 D2level of your **Rashalae** body, your D2 **Rashalae**. So, if you look at where
 body, your D2 **Rashalae**. So, if you look at where that is, it's over
 bodies of the **Rashalae** body, but what they create is the projection that becomes
 axis of your **Rashalae** body is. I don't know why they want us to
 ones from the **Rashalae** body. And what you find is you got your D3
 templates of the **Rashalae** bodies, they are on this axis, which means the prana







Page: 137

 with beginning of **Rashalae** body activation, when we were using the Maharic Seal and
 activate in the **Rashalae** body structures, and how they will manifest out into the
 body and the **Rashalae** bodies, they will come in on the 12, 13, 14
 you'll get the **Rashala** ones and the **Rashalae** ones coming in with gaps between
 ones and the **Rashalae** ones coming in with gaps between them, and then when
 vehicle with the **Rashalae** body activation to be able to go through Starfire. This
 looking at the **Rashalae** body, but on the vertical, the PartEkE body that forms
 that forms the **Rashalae** body on the vertical, but actually that's the thing that's





Page: 138

 way, and your **Rashalae** body is tilted 45 degrees over your left, no right
 layers of the **Rashalae** body on top of that. At the PartEkE body layer,
 this from the **Rashalae** body on the outside, the **Rashale** on the middle, the
 the middle, the **Rashala** on the inner, and the **rashaA** on the core as
 thisthe outer domain **Rashalae** body has at its center a prana seed that looks


Page: 142

 part of our **Rashalae** bodies, the ones that are over at this angle, and
 to the outer **Rashalae** body. And that one is the prana seed. That would
 just from the **Rashalae**. You would have a Tauren even for the **Rashalae** level,
 even for the **Rashalae** level, cause each level does get a Tauren but even
 body and the **Rashalae** body manifest on. They are what the outer Eukatharista light
 contraction of the **Rashalae**, and each exhale is an expansion. After 12, you have


Page: 143

 out through our **Rashalae** bodies and into our outer bodies as well. There is
 of activating our **Rashalae** bodies, where we're going to initiate Prana Exchange in our
 level of the **Rashalae** this corresponds to - I mean is it the whole
 it the whole **Rashalae**? How many cycles of this does it take before you



Page: 145

 and imagine your **Rashalae** body contracting. The exhales, imagine it expanding, and it's making









Page: 146

 you're contracting the **Rashalae** body, and that would be in relation to your physical




Page: 147

 from your own **Rashalae** body, back to your seed atom. Every time you exhale,
 off of the **Rashalae** body and the outer body, it will be so fast

Page: 148



 - of the **Rashalae** body, which will have corresponding natural activations. Once they are
 activated in the **Rashalae** body they will then naturally trigger the activations within the
 response that the **Rashalae** bodies- each of you in the collective **Rashalae** body of
 in the collective **Rashalae** body of the Indigo Shield - it will have a
 response from the **Rashalae**, and from the seed atom behind it, comes, it will
 of all the **Rashalae** bands. But it is a flame that would look like
 has Aquifers. Every **Rashalae** body has Aquifers. You don't have to be an Aquari
 angle of the **Rashalae**. It will sit Page 148 of 151

Page: 150


 already programmed your **Rashalae** bodies of the path through the Aurora fields to the platforms.
 you up, your **Rashalae** body once you get out. It's the beginning of being
 came through into **Rashalae** state, or the Eukatharista state. I would just like to

File : [2007-05_KRYSTHLRiverDanceDiary_scan.pdf](#)
Title : KRYSTal River Dance - Diary
Subject : The KRYSTal River Dance 1st Dance of the Cycle of the Last Stands -
Workshop Diary
Author : MCEO Freedom Teachings
Keywords :



Page: 1

 aiming for "**RaShaLAe** Body" activation within ourselves and the Aquaferion Host Shield prior
 (in the **RaShaLAe** vehicle) into the first level of this new reality Field,

Page: 3

 the 15-layered **RaShaLAe** Body structures, the Gyrodome, the new coloured StareFire
Ascension Map,

Page: 6

 Host Shield"s Inner **RaShaLa** Body activation. At this point, the Aurora Field will have
 Shield and personal **RaShaLAe** Body activation(!), we had some spare time to walk around

Page: 7

 detail about the **RaShaLAe** Body anatomy and how it is related to activating our

File : [2007-05_KRYSTHLRiverDanceHandbook_scan.pdf](#)

Title : The KRYSTHL River Dance

Subject : 1st Dance of the Cycle of "Last Stands"

Author : MCEO Freedom Teachings - Ashayana Deane

Keywords :

Page: 1


 aLE & outer **RashaLAe** begins at Starfire Point, creates the Rei-sha-A.) 1"


Page: 17

 Cycle- the Inner **Rashala** Body Cornu NaVa Cycle begins in Aquafereion Host Shield. 4.

Page: 18

 Psonn Circle 1. **Rashala** Body Inner Comu- NaVE Harmonic (initiated May 27, with

 Cornu- NaVAHoSa Inner **Rashala** Span Tones "sound", creating the Comu NaVAHoSa Transharmonic within

 Shield. 3. Inner **Rashala** Body of the Aquafereion Host Shield activates, beginning Aqualene Sun

 Shield completes Inner **Rashala** Body activation; Aurora Field reaches full Aqualene Sun Level-1

Page: 19

 warps in Earth's **RashaLAe** Body. The "Seal of Cadeucus" (also known as

Page: 20

 journey "Glide"- **RashaLAe** projection to Aurora Slide Zone Density-1 Aquarius New Earth,

Page: 25

 1 Opens Inner **Rashala** D-1 floors KA-mu NaVA-Ho" Middle Edon cycle

 9 Opens Inner **Rashala** D-2 floors Opens Middle RashaLE D-1 floors to


 Activation Opens Inner **Rashala** D-3 floors to Outer Ra-Sha-LAe Aqualene Sun

Page: 27

 1 and your **RashaLAe** Vehicle through the * LA HE de Luna Key. Journey

 Float" in your **RashaLAe** Orb through the "Luna Window" into a stream of

 you & your **RashaLAe** Orb "flash on" again, and notice that you are

 pool with your **RashaLAe** Orb around you as your personai"Breathing Bubble".)_-1,


Page: 28






Forcefully and your **RashaLae** Body Orb wiii"Giide You" instantly back into your physical

File : [2007-11_AmsterdamClass_scan.pdf](#)
Title : Amsterdam Class
Subject : Multiple Choice Questions and Answers
Author : MCEO Freedom Teachings
Keywords :




Page: 31

 Domain and the **RashaLAe** Body with the Outer Domain. 4. What is the structure

Page: 72

 Where is the **RashaLAe** Body located and what really happens when you are going
 state? • The **RashaLAe** Body is positioned within the natural Kathara Grid. The Kathara
 within it. The **RashaLAe** Body is positioned with the Kathara Grid"s 12-Point at

Page: 74

 Eiradonis Body. 11. **RashaLAe** Body: RashaLAe Body is the Rasha Body, Dark Matter
template,
 11. RashaLAe Body: **RashaLAe** Body is the Rasha Body, Dark Matter template, of the
 Outer Body. The **RashaLAe** Body is positioned with its 12-Point at the 9-

File : [2007_12TribesVol1_scan.pdf](#)
Title : 12 Tribes Vol 1 transcript
Subject : scan of the 12 Tribes Volume 1 binder
Author : MCEO Freedom Teachings
Keywords :


Page: 2

 Ascension Capsule and **RashaLAe** Body

Page: 3

 to as "**RashaLAe** Body Training." (MCEO public workshops average 200-300 people,


Page: 4


 to "Personal **RashaLAe** Body Training," with emphasis placed on group experiential participation in


 involve "Personal **RashaLAe** Body Training" -a "thing" none of us, at

Page: 6

 and planetary "**RashaLAe** (ParTE"KEi) Darkmatter Body," which is composed of 15 geleziac-

 Journey" (group **RashaLAe** Body Adashi Temple projection journey using the power amplification characteristic

 we learned that **RashaLAe** Body Training is the advanced personal Krystic Biological Ascension Training

 we discovered that **RashaLAe** Body Training also includes "Spanner Training," the advanced Core

Page: 7

 anatomy the outer **RashaLAe** (Radonic), the middle RashaLE (Edonic), the inner Rashallah

Page: 29

 15-Ring" Planetary **RashaLAe** Body Host, would progressively awaken "one Ring at a


 of Earth"s Outer **RashaLAe** Bodv within the Aquafereion Host Shield. If this "First

Page: 31






 the 15 Outer **RashaLAe** Rings of the Aquafereion Shield were activated by the Krystics

 and Outer (**RashaLAe**) Rings were all brought into expedited activation by July 2007,



Page: 85

 training and my **RashaLA** training is what it has been, I didn"t even know


Page: 122

-  space where your **RaShaLAe** body will be waiting to receive the full connection. Let
 -  work with the **RaShaLAe** vehicle for the next stages, you and your RaShaLAe will
 -  you and your **RaShaLAe** will work together for a moment In fact for the
 -  and your respective **RaShaLAe** bodies to begin to work now in a collective awareness
 -  share with your **RaShaLAe**. And for a few minutes we want you just to
-




Page: 125

-  which are our **RaShaLAe** bodies-down in Urtha core, we're going to move a
 -  up with your **RaShaLAe** bodies, standing on the crystal bed as if you are
-

Page: 126

-  are perceiving your **RaShaLAe** body to be. And we will cross over to Earth
-


Page: 129

-  to feel your **RaShaLAe** body as it floats vertically from way down at the
 -  feet of your **RaShaLAe** body. And it's going to be like a jet that
 -  Now watch your **RaShaLAe** bodies go upward and out of the oceans into the
-




Page: 130

-  it propel your **RaShaLAe** body upward in a leap up through the Aurora 4
-



Page: 131

-  standing with your **RaShaLAe** body on snow, but the snow does not feel cold.
-


Page: 132

-  front of your **RaShaLAe** bodies and you're going to take your RaShaLAe bodies and
 -  to take your **RaShaLAe** bodies and walk or float forward through the tunnel. Follow
 -  floating with our **RaShaLAes**. And now we will stop in front of the inner
-


Page: 133

-  inner vision, your **RaShaLAe** vision, your eyes of RaSh aLAe, get more accustomed to
 -  bodies and our **RaShaLAe** bodies are coming alive and awake and we will need
-



Page: 134

-  standing with your **RaShaLAe** body. Now, there is a large circular room that you
-



Page: 135

-  moving beneath your **RaShaLAe** body feet and as a group they are going to
-


Page: 136

 center and our **RaShaLAe** bodies, all together are coming in, as a group. They're
 simply slide our **RaShaLAe** bodies down and face up, into our crown chakra and


Page: 146

 Yunasai with Inner **RaShaLAe** Flame The [RaSh aLAe] Sacred Heart Encryption The [
 Encryption The [**RaShaLAe**] Wind Song Encryption, Core Flame The Rosetta Inner Elemental Reuta

Page: 148

 consciousness in our **RashaLAe** body, out of the focus of the physical body here



Page: 151

 the drama here. **RashaLAe** body training at this point means first being able to


Page: 152

 are Sa"dhi journeys-**RaShaLAe** body journeys They will be given to the public in



Page: 155

 hoping there'd be **RaShaLAe** body training" It is RaShaLAe body training. But in a
 training" It is **RaShaLAe** body training. But in a sense I got the feeling

Page: 163

 access, first in **RaShaLAe** consciousness, through the sa" dhi state-we can access contact





Page: 192

 what"s called the **RaShala** Unit. And that has a 20,736 Partiki unit-it"s called
 plus the 8th **RaShala** Cycle, and then finally the birth of the Yunasai Seed

Page: 218

 now in your **RaShaLAe** form So the first step will be, when I ask



Page: 219

 space where your **RaShaLAe** body will be waiting to receive the full connection. Let
 work with the **RaShaLAe** vehicle for the next stages, you and your RaShaLAe will
 you and your **RaShaLAe** will work together for a moment In fact for the
 share with your **RaShaLAe**. And for a few minutes we want you just to

Page: 220

 contained within your **RaShaLAe** vehicle all the way down to the location at Urtha



Page: 222

 which are our **RaShaLAe** bodies-down in Urtha Core, we're going to move a
 up with your **RaShaLAe** bodies, standing on the crystal bed as if you are




Page: 223

 are perceiving your **RaShaLAe** body to be. And we will cross over to Earth

Page: 224

 feel around your **RaShaLAe** body, a bit of fluid movement. Or at least the
 up with your **RaShaLAe** body through it. Kind of like you squeeze up through



Page: 226

 to feel your **RaShaLAe** body as it floats vertically from way down at the
 feet of your **RaShaLAe** body. And it's going to be like a jet that
 Now watch your **RaShaLAe** bodies go upward and out of the oceans into the




Page: 227

 it propel your **RaShaLAe** body upward in a leap up through the Aurora 4



Page: 228

 standing with your **RaShaLAe** body on snow, but the snow does not feel cold.
 passes through our **RaShaLAe** bodies and with us, but goes on in front of


Page: 229

 front of your **RaShaLAe** bodies and you're going to take your **RaShaLAe** bodies and
 to take your **RaShaLAe** bodies and walk or float forward through the tunnel. Follow
 floating with our **RaShaLAes**. And now we will stop in front of the Inner


Page: 230

 inner vision, your **RaShaLAe** vision, your eyes of **RaShaLAe**, get more accustomed to that
 your eyes of **RaShaLAe**, get more accustomed to that frequency of light. But right

Page: 231

 standing with your **RaShaLAe** body. Now, there is a large circular room that you

Page: 232


 moving beneath your **RaShaLAe** body feet and as a group they are going to


Page: 233


 center and our **RaShaLAe** bodies, all together are coming in, as a group. They're

 simply slide our **RaShaLAe** bodies down and face up, into our crown chakra and

Page: 234

 working with the **RashaLAe** body on this. So, I hope that was an enjoyable

 we brought our **RashaLAe** bodies directly back through the elevator. From there, it's quite


 in your own **RashaLAe** body and in your own DNA template is the pink

 us, but their **RashaLAes** already knew, so we did work with them. But now


Page: 240

 anything but the **RaShaLAe** body where it feels more like your body than your


 of things. Your **RaShaLAe** body doesn't have those kind of problems, in fact a

 translation between the **RaShaLAe** body still knowing it is there and being functional and


Page: 241

 you in the **RaShaLAe** state that will keep track of all those things so


Page: 242


 or your own **RaShaLAe** levels at this point- because we are not going up

Page: 258

 the Flame of **RaShaLAe**"-was done in India, I think, the 1st time. So

Page: 262


 of your own **RaShaLAe** Bodies. And also, as a collective, what we finally were

 do with the **RaShaLAe** Bodies. It has to do with the RaShaLAe Body of


 do with the **RaShaLAe** Body of Earth, that is technically no longer able to


 planet, the particular **RaShaLAe** Body configurations that will allow Earth to anchor a Host

Page: 265


 get hands-on **RaShaLAe** Body training and it would be more experiential That's all

Page: 266

 creating the Surrogate **RaShaLAe** Body for Earth that would allow for Earth to pick












 individual and collective **RaShaLAe** Bodies and Aquafereion Shield Codes would activate in, and there

Page: 267






 into graphology of **RaShaLAe** Body a little bit, and I think we get more

 your own natural **RaShaLAe** Body Structure, as well as being part of the planetary





Page: 268

 out about our **RaShALAE** Body anatomy, tomorrow a little bit. About, ok, where exactly
 learned about? The **RaShALAE** Body has to do ... there are several stages to
 several stages to **RaShALAE** Body. There's one called the RaShLa Body level, then there's
 one called the **RaShLa** Body level, then there's the RaShLE Body level and then
 and then there's **RaShALAE** Body level. To activate a full RaShALAE, you must activate
 activate a full **RaShALAE**, you must activate the RaShLa and the RaShLE. These are
 must activate the **RaShLa** and the RaShLE. These are the parts of the "
 can get full **RaShALAE** Body activation. And we'll see a bit more of that
 refers to the **RaShLa** Council. If we were building a Shield, if we were
 the Template, the **RaShLa** would correspond to the Inner Core ... well, not Core
 next, right-the **RaShLa** Council. So this whole group of 12 classes, we are





Page: 269

 Shield or the **RaShLa** Shield in terms of having 15 Geleziac Layers just like
 3 of the **RaShLa** Body, is what the events you will participate in today,
 in your own **RaShALAE** Bodies, the RaShLa level of Ring 3 and Ring 3
 RaShALAE Bodies, the **RaShLa** level of Ring 3 and Ring 3 corresponds with the
 out to the **RaShALAE** Body, correspond with the electron bands here. So when we

Page: 270

 who had the **RaShLa** Codes, which were the Inner HUB Codes as well as
 RaShLE and the **RaShALAE**. Now the people, there are more of them, right, that
 layer and the **RaShALAE**. When you put them all together, we can collectively, on
 activate a surrogate **RaShALAE** Light Body to allow Earth to receive the Host Now

Page: 272

 with your own **RaShALAE** Body. We're getting very rapid RaShALAE Body training and
activation.
 getting very rapid **RaShALAE** Body training and activation. When a class activates, the class
 that is the **RaShLa**, RaSh aLE and RaShALAE parts or the inner, the middle,
 RaSh aLE and **RaShALAE** parts or the inner, the middle, and the outer Light


Page: 273

 complicated in understanding **RaShALAE** Body, and it's beginning understanding of its
anatomy level. But


Page: 274

 of all, get **RaShALAE** activated-understand more about what your RaSh aLAe Body is,


Page: 277

 we create the **RaShaLAe** Body Activations, when we create the activation of the Gyrodome


Page: 278


 formation of the **RaShaLAe** Bodies and a lot more technicals. But anyway, our AdorA


Page: 280

 levels of the **RaShaLAe** Body on the ... you know, like our hosting the


Page: 282

 ala/ RaShaLE and **RaShaLAe** Bodies. It's opening certain structures within the Outer Domains, and

 in your own **RaShaLAe** Bodies, that you can then, anchor the next level, when


 within your own **RaShaLAe** Body. But each Tribe has to use the Sequence once

Page: 283

 forward in the **RaShaLAe** projections And quickly to areas closely associated with Urtha, alright?


 RaShaLE- not the **RaShaLAe**, but the RaShaLE. And we begin by working with the

Page: 284

 and the Inner **RaShaLAe** Flame. Ok, I'm just going to make a change now


Page: 288

 do with the **RaShaLAe** Body and what that has to do with the Rings


 of your own **RaShaLAe** Bodies you're activating and what the Tribe I set of

 We have a **RaShaLa** Body, a RaShaLE Body, a RaShaLAe Body, and then finally,


 RaShaLE Body, a **RaShaLAe** Body, and then finally, a REShaLA Body. And the REShaLA

 fields of the **RaShaLa** which are the Core of the RaSha Bodies. So when


 be activating the **RaShaLa** Inner RaSha Body, and that will begin the triggering of

 coding from the **RaShaLAe** levels ... um, the RaShala, RaShaLE and RaShaLAe Levels, of


 ... um, the **RaShala**, RaShaLE and RaShaLAe Levels, of the Aquious Matrix. So you'll

 RaShala, RaShaLE and **RaShaLAe** Levels, of the Aquious Matrix. So you'll not only be

Page: 289






 do with the **RaShaLAe** Bodies. We'll see that on the graph because I can

 it is a **RaShaLAe** Body activation ... well, RaShaLAe, RaShaLE and RaShaLa, because you

 activation ... well, **RaShaLAe**, RaShaLE and RaShaLa, because you are Tribe-I set So







RaShaLAe, RaShaLE and **RaShaLa**, because you are Tribe-I set So this is more

 is part of **RaShaLAe** Body Training. It is part of Active, on-the-job,
 on-the-job, **RaShaLAe** Body initiations and activations. Once we have this stand done,
 layers of the **RaShaLAe**, RaShaLE and RaShaLa Bodies. And that begins the process of
 RaShaLAe, RaShaLE and **RaShaLa** Bodies. And that begins the process of opening the Gates
 and your own **RaShaLAe** Shield level, and then once you initiate that, that is



Page: 292

 of your own **RaShala**, and then going into RaShaLE and RaSh alAe bodies. In

Page: 293

 light body and **RaShala** body structures and we end up with a NET that
 we work with **RaShala** body training we are progressively working through those. We are
 characteristic of the **RaShaLAe** body activations that we are going through. We've always had
 the activations, but **RaShaLAe** will take you into, particularly, more noticeable ones. So don't


Page: 294

 Aquaferion and the **RaShaLAe** body training-a bit about what it was. The Spanner
 to the outer **RaShaLAe**, the middle RaShaLE, the inner RaSh ala, and the big

Page: 295

 you and your **RaShaLAes** also, your RaSha bodies. So, you don't have to memorize




Page: 305

 the Lla-the **RaShala**, right? This is considered the Logha-ya and that is


Page: 306

 that form the **RaShaLAe** bodies, or the Rasha bodies, and also the Eukatharista bodies.

Page: 310

 would be the **RaShaLAe** flame cycle. From zero/eight back to nine or one,
 20,736 of the **RaShaLAe**. These are Partiki of the RaShaLAe. And then this one
 Partiki of the **RaShaLAe**. And then this one goes again and you end up

Page: 311


 working from the **RaShaLAe** level with the 12 Tribes one area, and that corresponds


Page: 312

 body structure- your **RaShaLAe** body is actually made of They are part of you




with the inner **RaShala** body, or the ParTE"-KEi grid of the inner body

 body is the **RaShala** body. And the Par-TE"-KEi grid of the middle


 body is the **RaShALaE** body. And when you put them all together, you get


Page: 314

 could be the **RaShala** body, the RaShLE body or the RaShALaE body or the


 body or the **RaShALaE** body or the REShaLA body. It pertains to all of


Page: 316


 one was the **RaShala** body. Then, of course, you"d have the externalization part of


 then the outer **RaShALaE** body, and then there"s one more cycle. And this cycle

Page: 317

 or the inner **RaShala** body. Then you have the inner domains that are the

 that are the **RaShala** body domains that end up giving birth to the middle


 birth to the **RaShALaE** body, and these are the outer RaShALaE body domains. And


 are the outer **RaShALaE** body domains. And then finally, when that cycle is done,

Page: 323

 systems of the **RaShala**, RaSh aLE and RaSh aLAe. They"ve elaborated on that information,

Page: 326

 you have the **RaShala** represents the inner. The RaShLE represents the middle. The RaShALaE

 the middle. The **RaShALaE** represents the outer The MCEO Freedom Teachings® Series Presented


Page: 327

 and the inner **RaShala** body. This area here was what they"ve now named as


 Rasha body, the **RaShala** body, the RaShLE body, the RaShALaE body. We knew that


 RaShLE body, the **RaShALaE** body. We knew that there was a RESha body, and


Page: 328


 you have the **RaShala** body, Par-TE"-KEi template. Now, this was the Partiki

Page: 329


 which is the **RaShala**. Now, here we start getting some interesting information on words


 reached when the **RaShala** bodies and the consciousness that"s in them, and the matter


 You have the **RaShALaE** body activated out here, and then you bring into activation

 you end up **RaShALaE** and RaShLE together up here. This gives you- did they


Page: 331


 the inner, the **RaShala**. So, when we are activating Alon shield, we are activating


 bands of the **RaShala** body-the Alon crystals in the bands, the Prana bands,


 this one, the **RaShala** body, would have a full set, a full Alon sphere.


Page: 332

 three bodies-the **RaShala**, the RaSh aLE and the RaSh aLAe bodies-together in


 aLE and the **RaShaLAe** are what we're working when we're working RaSh aLAe body


 to hold the **RaShaLAe** activation for Earth, because it's through RaShaLAe activation, and I

 because it's through **RaShaLAe** activation, and I believe we need it down to here-


 down to here-**RaShala** activation. At least on part of the rings-what are


Page: 334


 back to the **RaShala** body training All of this is meant to assist us

 to get our **RaShaLAe** bodies activated and then eventually our REShaLA bodies, so we


Page: 335

 shields of the **RaShaLa**, the RaShaLE and the RaShaLAe bodies, you can go into


 RaShaLE and the **RaShaLAe** bodies, you can go into a state ofREShaLA and become


 can span full **RaShaLAe** span, but there are others who work the Hibernation Zones

Page: 337

 cycle of the **RaShala**, and that's the inner cycle, to the Starftame cycle of

Page: 342


 template of the **RaShala** bodies of the planet When we are doing ring activations


 the host through **RaShala** activation that will be happening through the core. We've got

Page: 344


 will hold the **RaShala** body structures, through having The MCEO Freedom Teachings® Series


Page: 345

 own bodies the **RaShala** templates, but also activating it through our bodies, giving Earth


 Earth a surrogate **RaShala** body activation, so it can connect with Urtha to get

Page: 347

 building the surrogate **RaShaLAe** body shield that will allow Earth to prepare for the

 part of my **RaShaLAe** obviously is acknowledging something else that my brain is missing,


Page: 348

 shifts in the **RaShALae**. They are giving the RaSh aLae different mathematical instructions. Every


Page: 353

 to get your **RaShALae** body up with the speed of the base pulse rhythms

 first thing in **RaShALae** training that we'll be working on is opening the passages

 passages within our **RaShala** bodies that will allow us to experience that level of


Page: 355


 activation and your **RaShala** body, you will build your ability to hold a more

Page: 356

 of Urtha's core **RaShala** and RaShaA, the core body. In activating the RaShaA levels,

Page: 359

 what on the **RaShALae** body structures, or the RaShala body structures activates when you


 structures, or the **RaShala** body structures activates when you do Sa"dhi-Yumahs or when


Page: 360


 activating of the **RaShala** body parts. So, I just wanted to point out again,

Page: 361


 will start in **RaShALae** states first So, you will find, say if you get

 to go into **RaShALae** states, you won't be alone. You'll be watched, and if


 the core, the **RaShala** body in the inner, the RaShaLE body in the middle


 they activate the **RaShALae** body, activate the REShaLA body, and then the RESha bodies

Page: 367

 in your own **RaShALae** fields, once you start activating RaShALae fields, a protection mechanisms.


 you start activating **RaShALae** fields, a protection mechanisms. The RaShALae bodies don't activate unless





 protection mechanisms. The **RaShALae** bodies don't activate unless you are running Krist frequency. They

 to permeate your **RaShALae** body. So, whatever you might have taken on will purge



 When we do **RaShala** body techniques, which is the level that the 12 Tribes

Page: 368










 state on the **RaShala** bodies and then when you go into REShaLA body activation

 activation of the **RaShala**'s, that's when you get the double states-the Sa"dhi-SA"ta
 these of the **RaShALAE** bodies and the REShaLA bodies that bring us into the
 be your outer **RaShALAE** body. This would be your middle RaSh aLE body. This
 structure of the **RaShALAE** and REShaLA bodies and there are more in here. You





Page: 369

 levels of the **RaShALAE** and RaShALE bodies activate. The RaShALAE body fully activates. The
 bodies activate. The **RaShALAE** body fully activates. The RESha body, or the Godborn body

Page: 370

 you go from **RaShALAE** body to REShaLA body through RES haLE body through REShala
 are of the **RaShALAE** council. We are tribe I classes. We are activating first we've
 activating these, the **RaShALAE** and the REShaLA rings actually, as we activate these, they
 are activating the **RaShala** body part of the RaShALAE body and the opposite as
 part of the **RaShALAE** body and the opposite as far as rings here and
 equals the inner **RaShala** ... that's where we are as Tribes I, the inner
 I, the inner **RaShala** ... as we activate shields, orbs, and bands of our
 of our inner **RaShala**, it is activating the REShaLA. Now, the REShaLA is this
 we are doing **RaShala** activations, they are also having a corresponding activation in the



Page: 371

 We're doing the **RaShALAE** body activation and activating the RESha level in order to
 starts with the **RaShALAE** body activation and that starts with the 12 Tribes I,
 bringing together the **RaShALAE**. So when we do these two tribes ... if we
 that allows the **RaShALAE** body to activate and turn into the REShaLA body. So




Page: 374





 your fields, your **RaShALAE** body's going on auto-pilot with it So mantras, which

Page: 376



 levitate upward. Your **RaShALAE** bodies are going to levitate a version of you just
 you're pushing your **RaShALAE** body, "come on go up, up, up" and it's

Page: 377






 to push the **RaShALAE** body with the image of yourself out and upward as
 connected wherever your **RaShALAE** body travels. Now your RaSh aLAe body has many,
many
 you move your **RaShALAE** body up into the group shield state you can just

 least for your **RaShaLAe** body you can have it, you know, free where the
 front of your **RaShaLAe** body, and it's radiating these frequencies towards you. These are
 the process of **RaShaLAe** body activation that is referred to as Spanning, or activating
 bands in the **RaShaLAe** body. Now as we begin to enter the Spanning state,



Page: 379

 you have your **RaShaLAe** body on, hovering about your physical body on the floor,
 imagine that the **RaShaLAe** group Orb-group Span-is now rising and rising upward

Page: 380

 flight as your **RaShaLAe** body has just flown literally quite a few miles from
 specifically in the **RaShaLAe** body. So we are now in the middle of this
 you have your **RaShaLAe** body now at the Earth/Urtha core Shala-13 and
 and stand your **RaShaLAe** body up and imagine we are leaving parked, the large
 to stretch your **RaShaLAe** body a little bit. You know, it's just getting up



Page: 381

 substance that your **RaShaLAe** body breaths, so it feels just like breathing air but
 that in your **RaShaLAe** state you are being handed by your Aquafereion greeter, you




Page: 382

 sensation with your **RaShaLAe** body of your moving up vertically with your Krystar crystal




Page: 383

 there-of our **RaShaLAe** bodies are no longer touching that floor, and then we are
 rippling though your **RaShaLAe** body ... and when you get through the other side

Page: 384



 to lay your **RaShaLAe** body down on, you will find that there is an
 hand in, your **RaShaLAe** body left hand in, and you can anchor that if
 into what your **RaShaLAe** body is experiencing as a stream of pale heliotalic pastel

Page: 385




 will strengthen the **RaShaLAe** connection to the 2nd Ring and the 2nd Floor of
 our group of **RaShaLAe** bodies sitting by the palm tree and he's handing, he's
 circle of your **RaShaLAe** group. So whoever that is, you know, please do that

Page: 386



 do, jusLon your **RaShaLAe** body, reach out your right hand and notice that this

 sitting there, the **RaShALae** group sitting there, is now just emanating little streams of
 hand of our **RaShALae** bodies as if we are kneeling- just kneeling down, bending

Page: 387

 point in the **RaShALae** bodies. [Ash takes a deep breath] You can use
 in, in our **RaShALae** bodies together. Once we have entered it together we will
 band in the **RaShALae** body activation- the first full Orbit We'll be taught later







Page: 388

 keyed to the **RaShala** bodies, the Tribe I groups are keyed to the RaSh
 together and our **RaShALaes** in here and then exhale together, and in that process







Page: 390

 to reinforce the **RaShALae** body activations but you usually, you can use the cues,






Page: 392





 be using the **RashaLae**. What are 12 Tribes Classes about is active hands-on
 active hands-on **RashaLae** Body activation. RashaLae Bodies don't just activate because you wish
 RashaLae Body activation. **RashaLae** Bodies don't just activate because you wish them to or
 parts of the **RashaLae** that go with your anatomy brought into activation you will
 to activating the **RashaLae** Body layers. This becomes very important now especially, because the
 part of the **RashaLae** Body anatomy so you'll learn about your Prana Seed here and

Page: 393

 to understand the **RashaLae** Body anatomy and you start to understand where the Prana
 in which your **RashaLae** Body exists. So, the RashaLae Body is the part of
 exists. So, the **RashaLae** Body is the part of the anatomy that actually controls
 we work with **RashaLae** Body we are beginning to activate certain levels of the
 levels of the **RashaLae** Dark Matter Template in order to regenerate the ability in
 is called your **RashaLae** Body or your Dark Matter Templates in a way that

Page: 394


 a bit of **RashaLae** Body anatomy training so you know what we are talking
 when we say **RashaLae** Body so you will be able to tell the difference
 are called the **RashaLae** HUB Bodies and these RashaLae HUB Bodies are the Dark
 Bodies and these **RashaLae** HUB Bodies are the Dark Matter Bodies. And they only
 we work with **RashaLae** Body. We are moving from the Eukatharista Body, which is

 aLae. From the **RashaLae** there are a couple of key things to understand. We've
 about what the **RashaLae** Body is and also about what is taking place now
 that affects how **RashaLae** Body will activate or not We have not been able
 absolutely essential for **RashaLae** Body activation or for Eukatharista Body activation. The
MCEO Freedom





Page: 395

 Codes of the **RashaLae** here. There is something called the Aquafereion Shield that together






Page: 397

 which is activating **RashaLae** and getting your consciousness out and able to travel Safe




Page: 399

 level of supported **RashaLae** Body activation that you can actually move through the Aurora
 it opens the **RashaLae** path in your own RashaLae Body. It allows that to
 in your own **RashaLae** Body. It allows that to open so you can journey
 allow for the **RashaLae** Body activation. This is literally like you get to first




Page: 400

 consciousness in your **RashaLae** Body out to through the atmosphere to a certain level
 spans of the **RashaLae** Body are kind of like that, where it is not
 Right now without **RashaLae** Body activation our bodies couldn't tolerate and transmute
what is
 Urtha. So in **RashaLae** Body activation we are progressively allowing our body to activate
 some of our **RashaLae** Body field capacities that go with the natural environment of

Page: 401

 to do certain **RashaLae** Body activations and that will allow us to begin to
 own body, your **RashaLae** Body structure things called spans and those spans connect to
 Rings in the **RashaLae** Body, both our own bodies and in Urtha's bodies and

Page: 404


 in activating our **RashaLae** Bodies we will collectively also assist in creating RashaLae Body
 assist in creating **RashaLae** Body activation of the Aquafereion Shield alright The Aquafereion
Shield
 the Aquafereion Shield **RashaLae** Body which collectively can anchor the Aqualene
Transmission which will


Page: 405


 for now the **RashaLae** Body activation is the way for a person to be

 protection abilities, the **RashaLAe** Body activation of your own RashaLAe Body will allow

Page: 406

 them that your **RashaLAe** Body will send out to them, alright So that is


 DNA and your **RashaLAe** Body will send out and if you run, where are

 we have a **RashaLAe** Body. Most of us in this room don't know exactly


Page: 407


 activations of the **RashaLAe**. In the Stands you actually, by the activities you do,

Page: 408


 alright The Planet's **RashaLAe** Body in relation to Urtha's RashaLAe Body. So we all


 relation to Urtha's **RashaLAe** Body. So we all have a small version of a


 version of a **RashaLAe** Body of our own as well but the vertical maps

 opposed to after **RashaLAe** Body anatomy and training and things. You'll see where this


Page: 409

 more of the **RashaLAe** Body anatomy that will show on the Planetary level how

 cycles of the **RashaLAe** Body that this structure is actually formed And it is

 activations of the **RashaLAe** Body which they are already activating in the Indigo Shield


Page: 410

 **RashaLAe** Body activation on its own. It goes on autopilot if


Page: 411

 layers of the **RashaLAe** Body, Par-TE"-KEi Body templates, so you'll see what


 working with the **RashaLAe** Body which is the Outer Domain Eckashi Body. At a

 Activation in the **RashaLAe** Body and the Outer Domains Body and that allows it


Page: 412

 will allow your **RashaLAe** Body to activate and from then on you'll be able

Page: 416

 we are activating **RashaLAe** Body what it will do is key our anatomy to

 or project in **RashaLAe** but actually slide we'll find ourselves in these Aurora Fields

 that they've created **RashaLAe** or Par-TE"-KEi shell bodies lying in a 24

Page: 417

 layer of the **RashaLAe** Double shells until you identify, you find yourself the imprint

- 📄 your shell Double **RashaLAe** self, lying there, within the star somewhere, and all you
 - 📄 creation of your **RashaLAe** Double, working in conjunction with your new Aquafereion friend in
 - 📄 moving beneath your **RashaLAe** Body feet and as a group they are going to
-

Page: 426

- 📄 Yunasai with Inner **RashaLAe** Flame The Rosetta Code The Reuzhetta Inner Elemental Reuta Root
 - 📄 up to understanding **RashaLAe** Body anatomy and the Journey we are doing tonight But
 - 📄 more of your **RashaLAe** out, you know where you can hold more information on
-

Page: 427

- 📄 DNA Template and **RashaLAe** Body which assists you in cognating it So even if
 - 📄 and what your **RashaLAe** Body is. [graph] So this is just to remind
-

Page: 431

- 📄 activation of the **RashaLAe** Body Host for a Star or a Planet and we,
 - 📄 Bodies through our **RashaLAe** Bodies the Codes of the Krystal River and the Aqualene
-

Page: 434

- 📄 twisted version of **RashaIAe** but you're going to end trapped in a Hibernation Zone
 - 📄 Earth and the **RashaLAe** Body and how to activate it properly in order to
 - 📄 any of that **RashaLAe** projection is bigger and stronger than astral projection Astral projection
 - 📄 would be your **RashaLAe** Body and its structures going down from there. So when
 - 📄 when you're activating **RashaLAe**, you are not just able to travel up and down
 - 📄 projecting with the **RashaLAe** Body where your physical body sits here. The next, if
-

Page: 435

- 📄 activation in your **RashaLAe** Body. You can project up there even if the only
-

Page: 436

- 📄 see as the **RashaLAe** Body Par-TE"-Kei Template alright Between each of those
 - 📄 visualization, it is **RashaLAe** Body projection which is gliding, it is the first step
-


Page: 439

- 📄 creates, in natural **RashaLAe** Body activation, the Aqualene Sun. And they call it the
 - 📄 builds in the **RashaLAe** structure of Earth, it will. .. if it weren't being
-



Page: 440

- 📄 frequencies through your **RashaLAe** Body without it harming you, even if you are fully




Page: 441

 do with your **RashaLAe** Body and it gives the image of a double, but



Page: 442

 we'll get into **RashaLAe** Body anatomy enough so you can understand the Layers and
 Template and the **RashaLAe** Body as we go. But even if you have run



Page: 443

 hold the entire **RashaLAe** of the Planet, of Earth. You guys hold a piece
 of the Original **RashaLAe** Templates and Par-TE"-KEi Templates of Earth. So when
 template and your **RashaLAe** Body are an instrument just like in an orchestra. You




Page: 444

 the sequence of **RashaLAe** Body, the sequence of graphs that leads you through ...
 you have the **RashaLAe** Body and they are all connected but we call them



Page: 445

 important connection to **RashaLAe** Body activation and also to activation of something called the
 Template out through **RashaLAe** Body and into the Eckashi and the Adashi Cycles. So


Page: 451

 comes through the **RashaLAe** Body. We are holding a Host **RashaLAe** Body for Earth
 holding a Host **RashaLAe** Body for Earth basically. And it's huge, the commission, it's
 Sun in the **RashaLAe** Body around Earth and also assist them in creating the

Page: 452

 part of the **RashaLAe** Template of Earth and create zones, 3-dimensional systems that
 split the natural **RashaLAe** Body structure of Earth into, like, a natural Earth and



Page: 456

 Structure of the **RashaLAe** Body and the Par-TE"-KEi Template alright [graph]




Page: 462

 this is where **RashaLAe** comes from We will go into the RaSha Bodies when




Page: 463

 structure that the **RashaLAe** is created and from that the Eukatharista Outer Layer Bodies
 takes you past **RashaLAe** and into the Outer Domains - not Outer Domains but



Page: 464

-  This is where **RashaLAe** fits in to the whole Creation Cycle it is a
 -  it's called the **RashaLAe** Body. The RashaLAe Body thus has four sets of 15
 -  RashaLAe Body. The **RashaLAe** Body thus has four sets of 15 Layer Domains with
-

Page: 465

-  layers of the **RashaLAe** Body. I'll just call it RashaLAe Body right now because
 -  just call it **RashaLAe** Body right now because we are working with the Outer,
 -  Domains is the **RashaLAe** Body. So we are activating our Rash aLAe Bodies and
-



Page: 467

-  capacity through Kristiac **RashaLAe** Body activation. There are also negative Elemental Commands, they can't
 -  beginning of the **RashaLAe** where the Rash aLAe is still fine but what emerged
-



Page: 468

-  in through the **RashaLAe** the Core Commands. You'll. .. [to Az] Will they
-


Page: 469

-  this Planet in **RashaLAe** Body activation. And you've created a beautiful Living Entity and
 -  own Bodies and **RashaLAe** Bodies right. So the first part you'll do tomorrow is
-



Page: 470

-  my Elemental Command **RashaLAe** Body and make a little Rash aLAe twin of myself
 -  the structure of **RashaLAe** fits into the structure of the Planet fully yet We'll
-

Page: 471

-  structure of your **RashaLAe** Body that grows from the Par-TE"-KEi Template and
-

Page: 472

-  ikE and the **RashaLAe** bodies. And this indicative of a new chunk of information,
 -  and the planetary **RashaLAe**. Dinner break is scheduled for 630-8 00. 8 00-
-


Page: 473

-  activation of the **RashaLAe** and the Par-TE"-KEi body, alright So, when the
-


Page: 474

-  activation of the **RashaLAe** bodies they were paired together, and now we're beginning to
-

Page: 481

 317) It's entitled **RashaLAe** Core Breathing the Prana Exchange And what Prana Exchange means


 Body and the **RashaLAe** Body and the seed atom and Tauren and Source First


 breath contracts the **RashaLAe** and Par- TE"-KEi Body Gel Ring Number One into


 it expands the **RashaLAe** and Par-TE"-KEi Body back out into its resting

 And as the **RashaLAe** Par-TE"-KEi Body expands, the Ring-1 Polarized Prana

Page: 482

 ring of the **RashaLAe** Body with fresh Mana and that's 21 2/3 positive

 anything. Reading Continued **RashaLAe** Core Breathing the Prana Exchange [DVD 2, Session 7]


 body and the **RashaLAe** Body and the seed atom and the Tauren and Source


 breath contracts the **RashaLAe** and Par-TE"-KEi Body, the Par-TE"-KEi Body

Page: 483


 exhale expands the **RashaLAe** Par-TE"-KEi body back out into resting expanded position


 position and as **RashaLAe** Par-TE"-KEi body expands the ring number 1 polarized

 Exchange in the **RashaLAe** cycle that's known as the Na-VA-HO cycle of

 ManU and the **RashaLAe** Body contracts and sends this 12-point The MCEO Freedom

Page: 484


 Crystal (the **RashaLAe** outer) passing through the RashaLAe Ecousha and into the Edonic


 passing through the **RashaLAe** Ecousha and into the Edonic Eiron point of the middle

 sparking of the **RashaLAe** Body. Prana goes in and it creates a Mana backflow


 rings in the **RashaLAe** Body with Mana, right? And that at a certain point,

 very important about **RashaLAe** Body activation. So, in a nutshell, that's what you just


 seed of the **RashaLAe** Body, all right? There you go. Take it from there.

 know, from the **RashaLAe** ... from the Par-TE"-KEi template that we left


Page: 485

 through the outer **RashaLAe** Eiron point (between the outer Yon-A-sa seed

 out from the **RashaLAe** Eiron point splitting into a set of 12 smaller Ecka





 know where your **RashaLAe** Body is, what it's connected to and how it phases

Page: 488


 working with your **RashaLAe** Body, the creation point, the first creation point it would

 the process of **RashaLAe** Body activation even though we're looking at structure right now,

Page: 490

 it is the **RashaLAe** Body, OK. What we're looking at first in its first
 terms here the **RashaLAe** Body, then that goes through something. Let me see what
 A morA or **RashaLAe** Body, alright? [back to previous graph?] Now, what happens
 layer in the **RashaLAe** Body layer, they're all kind of part of the same

Page: 491


 bodies within our **RashaLAe** structure as well. Alright, next one. [graph] What also

Page: 492

 set by the **RashaLAe** templates, the elemental command templates that will form various types

 and where your **RashaLAe** Body fits in, in relation to your Tauren light seed


Page: 493


 here I think. **RashaLAe** Body, and the Eyughas I think are on the other

Page: 494

 state of the **RashaLAe** Body with the Radons as its primary cells. The MCEO

Page: 495


 layers in the **RashaLAe** Body, OK? So you are the Rashallah Councils. You are

 currents into the **RashaLAe** Body. So, between the two there will be an event


 RashaLons of the **RashaLAe** Body of the outer and it goes to birth to

 it. So, the **RashaLAe** activation goes into ... at a certain point... fulfillment and

Page: 496

 manifest in the **RashaLAe** Body, which would be the fullest expansion into manifestation of


 ReishaLAe. So, the **RashaLAe** Body becomes the Reish aLAe Body in the Sa"dhi SA"ta

 size as the **RashaLAe** Body was. Then, as that cycles, more of itself goes


Page: 497


 a part of **RashaLAe** Body activation is about getting us to where we can

Page: 498

 be your 021level **RashaLAe** Body, and this is your 031level Rash aLAe Body, and

 is your 02 **RashaLAe** Physical Body, alright? It is the ... if you stand


 you also the **RashaLAe** levels of your 02 and 03 bodies. And from there,


 basic gist of **RashaLAe** Body over to everybody. Ya know, there is a lot


Page: 499

 means that outer **RashaLAe** Body Eiron Point would be at the AzurA, alright? There


Page: 500

 activating your own **RashaLAe** bodies in order that you therefore and subsequently activate the

 activate the planetary **RashaLAe** host body. So then, the way that that dovetails with

 activating your personal **RashaLAe** Body, ok? But just because we've got a 2 dimensional


 the outer domain **RashaLAe** Body and the Edonic Eiron Point opens, the Inner Rashallah


 through the outer **RashaLAe** Eiron Point (between the outer Yon-AThe MCEO Freedom


Page: 501

 and into the **RashaLAe** Body 8.5 oblique span 8, band span where the fertilized,


 out from the **RashaLAe** Eiron Point splitting into a set of 12 smaller Ecka


 vibration around the **RashaLAe** Body. And so it is, this vibration is called the

 field around the **RashaLAe** Body. This "4 Layer 12 Point Na-VE Vibration


 Field around the **RashaLAe** Body, the 15 Rings strike a co-resonant vibration in

Page: 502

 together reach the **RashaLAe** Eiron Point, the **RashaLAe** unified field draws into the middle

 Eiron Point, the **RashaLAe** unified field draws into the middle Edon Eiron Point and


 the middle Edon **RashaLAe** Body, entering a state of Sa"dhi SA"ta and the Outer


 body contracts into **RashaLAe** Hub space as a unified field of conscious radiation light

 SA"ta state, the **RashaLAe** Body passes back outward through the Edonic Eiron Point and


 into the Outer **RashaLAe** and Eukatharista bodies. These first Core Aquifer Flows of the


 the Aqualene Sun **RashaLAe** Body Activation 1• The KOMU Na-VA-HO-Sa Inner


 There are 4 **RashaLAe** Na-VA-Ho Core Breathing cycles in the Level-1

 1 Aqualene Sun **RashaLAe** Body Activation. Now, these Aqualene Sun Activations are all in

Page: 503


 the Aqualene Sun **RashaLAe** Body Activation, which spans May 2007 through August 2008 from

 to activate your **RashaLAe** Body in the way that I tried to introduce a

 with the Planetary **RashaLAe** Body? What this is doing, is adding to that or

Page: 504

 The Aqualene Sun **RashaLAe** Body Activation Number 2 The KAMU Na-VA-HO-Sa

 There are 4 **RashaLAe** Na-VA-Ho Core Breathing Cycles in the Level-2

Page: 505


 activation of the **RashaLAe** Body levels, which by that time would be known to


Page: 507


 the Aqualene Sun **RashaLAe** Body Activation Number 31 We have been enjoying lots of

Page: 508


 In your own **RashaLAe** bodies, but also together as a collective because you are


 out to the **RashaLAe** Body. Then we have the cycle of the 12 Tribes-

 out to the **RashaLAe**. And then there will be a point where we bring


 an extremely powerful **RashaLAe** Body activation that gives you the **RashaLAe** Body activation

Page: 509

 go into Planetary **RashaLAe**. So you see where what you learned about the structure

 structure of the **RashaLAe** Bodies and particularly the **RashaLAe** Bodies where you have


 how exactly the **RashaLAe** Cycles work with the Alons, ShAions, KAions, things spark and

 which is your **RashaLAe** Body carrying the Aqualene Transmission that we talked about before,


Page: 510

 only from the **RashaLAe** levels of the Outer Domains, but where you can actually


Page: 512

 and the Outer **RashaLAe** Body. When that ManU burst of Backflow flowing back to


Page: 513


 that literally the **RashaLAe** Body pulls in to the Edon, which makes the Eukatharista


 come ... your **RashaLAe** Body comes back out to its position and it sends

 fact that these **RashaLAe** Body activations are the beginning of getting back those natural

Page: 514


 is like the **RashaLAe** Body contracts and they come together in the fertilization position,


 or use your **RashaLAe** Body consciously. If you need to generate power for something

 with your own **RashaLAe** Body and the Alons, KAions and ShAions and expedite a

 of Now, the **RashaLAe** Body is positioned this way. And you have one on

Page: 515

 to spin your **RashaLAe** in order to spin your fields in order to make


 that is your **RashaLAe** Body, because the **RashaLAe** Body ... its 121lines up with


 Body, because the **RashaLAe** Body ... its 121lines up with the 9 Point in


 Cycles to full **RashaLAe** Body activation with the cycling of the Keys .. [

Page: 516


 ... of the **RashaLAe**, large RashaLAe density level RashaLAe Field around you and your


 the RashaLAe, large **RashaLAe** density level RashaLAe Field around you and your little D21level


 RashaLAe density level **RashaLAe** Field around you and your little D21level physical body. Now


 would correspond with **RashaLAe**. If your physical body was this one, yeah this is where

 Now, because the **RashaLAe** Body is over here ... so its top axis is

 graph] ... the **RashaLAe** Body. So you hold the form, but go into RashaLAe.


 but go into **RashaLAe**. So, there is also something else that I want to

 would be your **RashaLAe** Body. So you're literally ... that RashaLAe Body was like

 literally ... that **RashaLAe** Body was like this ... or no wait a minute


 and become your **RashaLAe** Body where you are vertical, but actually in relation to

 other like . **RashaLAe** looking up at you like, "HI" And it is


 sphere of the **RashaLAe** Body. It is just showing you where the Bands are,


 Layers of the **RashaLAe** Bodies and the Outer Domain bodies. Because, remember you have

 fields of the **RashaLAe**, so they are interacting. You have 3 levels that will


 activate on the **RashaLAe** Bodies on each level of them; the D1, D2, D3

Page: 517


 that are the **RashaLAe** Body turning on the Aqualene Transmission Frequencies in the RashaLAe

 Frequencies in the **RashaLAe** and progressively bringing back the Prana Exchange Cycles that lead

 dissolve and your **RashaLAe** pulls into the Edon and your physical pulls into the

 pulls into the **RashaLAe** space, you Orb. You know how when you see orbs

 aren't coming from **RashaLAe**. You can have even Outer Domain Orbs that involve twisted

 that once your **RashaLAe** Body begins it's cycling and turns on the Prana Exchange

 you see Planetary **RashaLAe**. (arranging diagrams) Now, I am going to go through

Page: 518





 Urtha and the **RashaLAe** Body structure Because, Earth and Urtha also have RashaLAe Body

 Urtha also have **RashaLAe** Body structures And it is those structures interacting with each



Page: 519





in the geleziac **RashaLAe** templates of Urtha. We are going to see the relationship

-  between Earth geleziac **RashaLAe** Body templates and the fields, of course that they manifest
-  working with the **RashaLAe** Body templates when we are showing all the radiation interfaces
-  Graph] Earth's D2 **RashaLAe** PartikE Body or the Rash aLAe Body Alright. This is
-  we had the **RashaLAe** Coding. The Level-3 is called the Jha-Fa, alright?


Page: 520

-  relation to the **RashaLAe** Body structure, that it applies to the planet too and
-  structure of the **RashaLAe** Body when it comes to a planet or a star


Page: 521

-  again with the **RashaLAe** Body once we establish the Host Field here for that
-  places on the **RashaLAe** Body, but they are also very specific places in 3D


Page: 524

-  layers of the **RashaLAe** Bodies of Earth and Urtha. This one ... I don't










Page: 525

-  which is Full **RashaLAe** activation, will be able to eventually go up ... first





Page: 529

-  to do with **RashaLAe** Body Activation, which has to do with Aqualene Sun Field

Page: 531

-  and go into **RashaLAe** state, partial RashaLAe state in order to do a Sa"dhi
-  RashaLAe state, partial **RashaLAe** state in order to do a Sa"dhi SAta projection to
-  mind what your **RashaLAe** Body would look like. It can look very much like
-  to experience your **RashaLAe** Body. Hold that image in mind. Take a slow inhale
-  of your ideal **RashaLAe** Self out into a sphere right in front of your
-  now created a **RashaLAe** Span Orb and we're going to take one more quick
-  your ideally shaped **RashaLAe** Self You're going to travel with this RashaLAe Self And
-  travel with this **RashaLAe** Self And the first place we're going to go, all
-  your Aqualene Sun **RashaLAe** Sphere all the way down to a point that

Page: 532


-  double self in **RashaLAe** that you left and had visiting the Aurora 1 Platform
-  movement of your **RashaLAe** Sphere, right before you get into contact with this group,
-  left behind in **RashaLAe**. And now move yourself over with your advisor to your
- 


further in your **RashaLAe** Sphere and here you're going to meet your Bhendi-Aquari


 of yourself in **RashaLAe** with your Advisor and your Trainer we are going to

Page: 534


 which means your **RashaLAe** Sun Sphere is going to literally blink off and disappear


 of you in **RashaLAe**, that will have a part of your consciousness and a


 and with your **RashaLAe** form a mental image of yourself as you are,


 yourself in your **RashaLAe** and then exhale using the exhale to push out to

Page: 536


 the Aqualene Sun **RashaLAe** Body within your own **RashaLAe** Body and auric field whenever

 within your own **RashaLAe** Body and auric field whenever you'd like to on Earth

 of projection in **RashaLAe**. So, if you would like to receive the crystals and

 hand in your **RashaLAe** Body and also in your physical body. With the palm


Page: 537


 her or it's **RashaLAe** Body and together you begin to move downward, right through

Page: 538

 build up your **RashaLAe** Body activation levels before you will be able to walk

 your consciousness in **RashaLAe** projection There's a word that they use, or a term


 exhale feel your **RashaLAe** Body rapidly propelling back downward, all the way down to

 ... when your **RashaLAe** Body makes contact with the Shala-13 force field, find

 Then lie your **RashaLAe** Body down so it is horizontal like your physical body

Page: 539

 the next phase of **RashaLAe** Body activation for you. And we will turn over the

 Shield .. **RashaLAe** host shield for Earth and we thank you for being


Page: 540

 coded into your **RashaLAe** as memory and when you meet with the Tracer and

Page: 541

 Inner Flame "**RaShaLAe** Sacred Heart" Encryption © 2006 A"sha-yana & A"zha-yana

Page: 542


 Yunasai with Inner **RashaLAe** Flame © 2006 A"sha-yana & A"zha-yana Deane Core

 Core Flame "**RashaLAe** Wind Song" Encryption Code © 2006 A"sha-yana & A"zha-

Page: 545

 0 Edon 1728 **Rashala** 20,736 StarShine- Unit 1782 x 12 = 20 736 PKI

Page: 553

 Crystal Ascention Capsule **RashaLAe** Body Rasha outer Electrical flame ,. Ascension Pillar
Density Kathara--

Page: 554

 Ascension Capsule And **RashaLAe** Body RashaLAe Body RashaLAe Body 15 Geleziac Radiation
spherical "



 And RashaLAe Body **RashaLAe** Body RashaLAe Body 15 Geleziac Radiation spherical "Rings• (

 Body RashaLAe Body **RashaLAe** Body 15 Geleziac Radiation spherical "Rings• (layers) &




 CCW Shift to **RashaLAe**" Auter Domain Staff ORONS top axis • D-11

File : [2007_12TribesVol2_scan.pdf](#)
Title : 12 Tribes Volume 2 transcript
Subject : 12 Tribes Volume 2 scan of the binder
Author : MCEO Freedom Teachings
Keywords :

Page: 1

-  105 NaVE-Harmonic **RashaLAe** "Ring Tones"
..... 106 Na-VA-
Ho-saT ransharmonic
 -  Ho-saT ransharmonic **RashaLAe** "Span Tones"
..... 107 Part 2 Stand of the
-






Page: 4

-  brief explanation. It's **RashaLAe** body training Great At that point, when they first put
 -  know exactly what **RashaLAe** bodies are. We know where they are connected to the
 -  course in personal **RashaLAe** body training, but also in planetary service. Because we are
-








Page: 5

-  lot more about **RashaLAe** body training very quickly in Peru, and we also dodged
-


Page: 7

-  understanding what a **RashaLAe** body is, to understanding what yours is, understanding what a
 -  all of our **RashaLAe** body levels, which reverses the spin on our auric levels
 -  are called the **RashaLAe** body maps. There's going to be a period here, probably
 -  on what is **RashaLAe** body anatomy Out of that you will understand what the
 -  that assists your **RashaLAe** body in activating, but also activates what is called the
-






Page: 9

-  level of the **RashaLAe** body- not just personally. It gave you the personal activation,
 -  to do with **RashaLAe** body. Again, RashaLAe body has to do with the dark
 -  RashaLAe body. Again, **RashaLAe** body has to do with the dark matter template behind
 -  one having a **RashaLAe** template. We began with the Tribe I classes. All of
 -  and 15. The **RashaLAe** body has 15 rings They are going to activate the
 -  is called the **RashaLAe** body, which is the RaSha body, or dark matter template,
 -  And once the **RashaLAe** body level of the Aquafereion Host shield was activated on
-








Page: 10

 set, for the **RashaLAe** body activation. The Beloveds were going to activate the core




Page: 11

 of the **RashaLAe** body in the host on the ElorA side. They also
 of the Aquafereion **RashaLAe** body that we have been activating in the Tribes classes.
 seen. It's more **RashaLAe** body anatomy, but explaining something about what are called the
 to understanding the **RashaLAe** body, and to RashaLAe body activation. If you want to
 body, and to **RashaLAe** body activation. If you want to activate the RashaLAe


Page: 12

 holding together natural **RashaLAe** body structure, with its layers going in to substitute for
 substitute for Earth's **RashaLAe** body that can no longer activate. Earth will go through
 activate the host **RashaLAe** body for this planet, but at this point, in order
 calling the planetary **RashaLAe** body host of The Aquafereion shield, there are things called
 far as the **RashaLAe** body host, we are at the RashaLAe body, which is
 are at the **RashaLAe** body, which is the Shamu cycle. It's called the Shamu
 Shamu outer body **RashaLAe** body cycle. We will be doing the stand to activate




Page: 14

 to do with **RashaLAe** body, because if you don't know RashaLAe body anatomy, you
 you don't know **RashaLAe** body anatomy, you won't know the vertical maps. One of
 structures and our **RashaLAe** body structures We'll see what they are a bit, probably





Page: 15

 any of the **RashaLAe** body diagrams that have the 151ayers going out, that corresponds





Page: 16

 are blocking the **RashaLAe** body activations. We're beginning the process of purging those.
Each
 they have enough **RashaLAe** body activation, they have what is the Aqualene Sun activation.
 on that same **RashaLAe** body diagrams that have the 151ayers, it also means you'll




Page: 18

 project with your **RashaLAe**. That's where your body still stays here, because you don't
 basic structure of **RashaLAe** body, so you understand what you're doing and where you're
 will let your **RashaLAe** body know, okay, you got clearance to activate. It's not
 maps and the **RashaLAe** body and all that. That's the stuff that has to

Page: 19

-  will allow the **RashaLAe** body activation levels to plug in to the outer domains
 -  to receiving the **RashaLAe** Hub body's activations that will come next So, we'll do
 -  your own natural **RashaLAe** body structures So, that's why we always teach before you
 -  advanced layers of **RashaLAe** body activation. They may not know it but they might
-



Page: 20

-  in our own **RashaLAe** structures So, the 12 Tribes II classes were going to
 -  5 of the **RashaLAe** outer body activations tomorrow I think it's around 1212, but
 -  activation of the **RashaLAe** body, and part of the rapid regenesis Because what is
-

Page: 21

-  structures from the **RashaLAe** body structures So, that's the separation process. At the point
-

Page: 22

-  "what's a **RashaLAe** body" and that kind of thing, and where it fits
 -  frequencies of your **RashaLAe** moving in The MCEO Freedom Teachings® Series Presented by
-



Page: 31

-  Encryption The [**RaShaLAe**] Wind Song Encryption, Core Flame The Rosetta Inner Elemental Reuta
-




Page: 32

-  Yunasai, the Inner **RashaLAe** Flame. Now, just before you go to your coffee break,
-


Page: 34

-  to take your **RashaLAe** body out of your physical body and move it into
 -  activation of the **RashaLAes**, that would allow you to do what's called span. Span
-

Page: 35

-  well as the **RashaLAe** levels will be able to literally physically go to the
 -  than on the **RashaLAe** levels. That particular spanner body the Krystar vehicle as it's
 -  within their own **RashaLAe** bodies, and collectively within their shield to run the Aquafereion
-

Page: 37


-  passages with our **RashaLAe** bubbles in projection We would be gliding- because, nobody would
-

Page: 38




and over the **RashaLAe** body activation level of Angelic Humans. Angelic Humans are getting


Page: 41

 in your entire **RashaLAe** body system, which means it will also be encoded in

Page: 43


 Quickly go through **RashaLAe** body anatomy I say quickly because it's not exactly ...


 and even the **RashaLAe** body Par-TE"-KEi dark matter templates, and even what's


 them Rasha, because **RashaLAe** body is the Rasha body of the outer domain. Taking

Page: 44


 have the outer **RashaLAe** body activations by a certain time, the others will be

 cycle where the **RashaLAe** bodies form, and we're going to look at those a


 understand what the **RashaLAe** body is, because that is the level we are working


 be, into the **RashaLAe** body, and that will allow the spiritualization of the matter particles

Page: 45


 structure of the **RashaLAe** body. It's going back to first Partiki. There's a whole


Page: 46


 structure of the **RashaLAe** body template, from which the **RashaLAe** body emerges. I'll just

 from which the **RashaLAe** body emerges. I'll just add here a little a bit,


Page: 47

 rings of the **RashaLAe**, which is activating in the Par-TE"-KEi, all of


 you see the **RashaLAe** body. Now, you are going to see where the **RashaLAe**

 see where the **RashaLAe** body came from in this sequence of first creation. Next


Page: 49

 closed to its **RashaLAe** template on the solar level. That means anything behind it,


Page: 50

 body or the **RashaLAe** body do, but on a much larger scale. So, we

Page: 51

 by which the **RashaLAe** body breathes in the inner currents into the outer domains


Page: 57

 them on the **RashaLAe** body level, the outer domain level, because the more we


Page: 58

 tomorrow Orbs are **RashaLAe** body activation levels, where they can actually fly in in

Page: 59


 is the outer **RashaLAe** body cycle, and through that Prana Exchange cycle, we will

Page: 69

 can read our **RashaLAe** template right in our eyes. It gets really neat That

Page: 71


 idea of what **RashaLAe** body activation is all about RashaLAe body again is the

 is all about **RashaLAe** body again is the outer domain level of the Par-

Page: 72

 is how that **RashaLAe** body structure pertains to our Earth and how we get

Page: 76

 body using the **RaShaLAe** body, your own RaSh aLAe body, to heal your DNA

Page: 77


 you how that **RaShaLAe** body anatomy becomes what are the maps as far as

Page: 79


 activate their own **RashaLAe** bodies in with the star. So you just kind of

Page: 80

 body structure, the **RashaLAe** body structure Since we're talking about the outer body at

 call it the **RaShaLAe** body in the outer domain. This is showing just ..


Page: 85

 and begin the **RashaLAe** body activations, our own RashaLAe body activations and meet with

 activations, our own **RashaLAe** body activations and meet with those who can help us

 activating with the **RashaLAe** body activations at this point is, we are The MCEO

Page: 86


 frequencies, the natural **RashaLAe** body frequencies will begin the transmutation process of their NETs

 of the Krystar **RashaLAe** body, they will, they are going to be coming into

Page: 88

 in our own **RashaLAe** body structures that will allow the DNA to once again


Page: 89


 activation through the **RashaLAe** Template. And everything births through the RashaLAe Body Template. That's

 births through the **RashaLAe** Body Template. That's the inner part that births out the

Page: 92

 bodies, of the **RashaLAe** bodies in the Aquafereion shield. When they merge they open

 on the outer **RashaLAe** body rings instead of how you were supposed to be

 the outer, the **RashaLAe** body level and that will begin the process of bringing

Page: 95

 Earth by the **RashaLAe** body fire lines and our Krystal Heart chambers also do

 layers in the **RashaLAe** bodies. The MCEO Freedom Teachings® Series Presented by Adashi

Page: 106

 the NaVE Harmonic **RashaLAe** Ring Tones beginning with line 1, prefix Yamu on every

 Yamu) NaVE-Harmonic **RashaLAe** "Ring Tones" Density 1 Solid Core (Cloud) Density

Page: 107

 Ho-sa Transharmonic **RashaLAe** "Span Tones" (Crystal Orbata Bands, the ."5


Page: 108

 three. NaVE-Harmonic **RashaLAe** "Ring Tones" Density 1 Solid Core (Cloud) Density


Page: 109

 Ho-sa Transharmonic **RashaLAe** "Span Tones" (Crystal Orbata Bands, the ."5


Page: 112

 to understand the **RashaLAe** Bodies even better and be able to activate them at

 RashaLEa, to the **RashaLAe** ... and open them into the RashaLAe Bodies. This is


 them into the **RashaLAe** Bodies. This is where we began the process ofum, Cellular

Page: 115





 Middle, and the **RashaLAe** on the Outer. We learned that that Structure was formed,

 and the Outer **RashaLAe** Body Domain-because when that full structure is activated, Core



Page: 119

 through to our **RashaLAe** Bodies here. And as we progressively integrate these frequencies through



Page: 120

 Bodies, say the **RashaLae** Body, it's interesting (chuckles), now, the big body's tilted
 is through its **RashaLae** and then through what the RashaLae leads back into. The
 through what the **RashaLae** leads back into. The RashaLae leads back into the Seed
 back into. The **RashaLae** leads back into the Seed Atom Layers, Seed Atom Layers


Page: 121

 Light Bodies, the **RashaLae** Bodies going back to what are the Spirit Bodies and
 talking about the **RashaLae** Body it is actually a smaller structure in relation to


Page: 122

 which is your **RashaLae** Consciousness (chuckles). That's just another one showing the same
 that in activating **RashaLae** is about being able to activate the Krystar Krystal Capsule

Page: 124

 of the Planetary **RashaLae** and also the Planetary Light Body that builds on that


Page: 135

 us, through the **RashaLae** Level of this. Now we're going back to where those



Page: 138

 Templates and our **RashaLae** Body Identities and its levels. But now we're going to



Page: 141

 points of the **RashaLae**, then the next levels and the next levels. Orbing ...


Page: 143

 frequencies of the **RashaLae** Body into the Light Body, etc we are progressively spiritualizing
 which was our **RashaLae**. And now we're going into, literally turning on The MCEO


Page: 144

 know, from the **RashaLae**. Cause the RashaLae is like between the Outer Light Body
 RashaLae. Cause the **RashaLae** is like between the Outer Light Body template and the

Page: 145

 Krist Body and **RashaLae** Body. Also shows you which chakras are supposed to be





Page: 148

 body and the **RashaLae** body form, which are the Blood Krystals, all right So




Page: 152

 projecting in, your **RashaLAe** Body Sphere, your Orb. And now in a moment, we're




Page: 153

 and ourselves in **RashaLAe**, and we'll form a Triangulation. In a moment we'll have
 feet of your **RashaLAe** Body and at the same time, imagine that same spark
 right hand in **RashaLAe**, outward over the Spark. You can do it with your
 you, in your **RashaLAe**, imagine that you can feel a presence of them manifesting






Page: 154

 as rise our **RashaLAe** Bodies in their shield. Imagine now that you inhale, and
 to meet the **RashaLAe** projection parts of ourselves and their shield. Then take one
 itself out in **RashaLAe** and turn its palm outward and there one of the



Page: 155

 to open your **RashaLAe** Body Eyes. You can lift your head up out of
 difference in your **RashaLAe** Body. It is lighter in terms of weight of energy,
 group shield in **RashaLAe**, with the group of the AdonA floating above it and






Page: 156

 Core of the **RashaLAe** Body, outer RashaLAe Body template. And from there we are
 RashaLAe Body, outer **RashaLAe** Body template. And from there we are going to speed
 going from the **RashaLAe** Body to the RashaLEa Body, to the RaSha Body, to
 imagine in your **RashaLAe**, as we hover at this point before, before entering the
 your shield in **RashaLAe** ... and everyone turns to face forward. Whatever part of


Page: 158

 hand of the **RashaLAe** Body. You can do it in the physical if you'd
 put out in **RashaLAe**, our Right hand. (4432) And imagine now that coming



Page: 159

 Body and your **RashaLAe** Body, and then use the exhale to push it outward
 been traveling in **RashaLAe** in, turns a most beautiful color of pearlescent, heliotalic light,
 way up to **RashaLAe** Level ... now. Now we are floating on the inside
 back into our **RashaLAe** Outer Domain body, still on the AdorA Side. For a
 side of the **RashaLAe** Body, and from here we can use the Ecousha Safe



Page: 165

 we do planetary **RashaLAe** first, so you understand what is taking place for the





Page: 182

-  Body or the **RashaLAe** Body of the Planet So we have Earth's Core- it's
 -  do with the **RashaLAe** Body structure and the 15 gelazic layers and such -
-





Page: 187

-  Outer Domain full **RashaLAe** Body activation. 12 Tribes I Class set that you're Class
 -  5 on the **RashaLAe** Body, not just the Rashallah Body. So your class will
-

Page: 201

-  Yunasai with Inner **RashaLAe** Flame Inner Flame "RashaLAe Sacred Heart" Encryption Core Flame
 -  Inner Flame "**RashaLAe** Sacred Heart" Encryption Core Flame "RashaLAe Wind Song" Encryption
 -  Core Flame "**RashaLAe** Wind Song" Encryption Code The Rosetta Code The Reuzetta Inner
 -  is the Planetary **RashaLAe** Aquafereion Shield Sacred Heart Stand, the Cadeucus, and the Luna
-


Page: 202

-  we'll start with **RashaLAe** anatomy and then go into planetary, but because tonight there
 -  we get into **RashaLAe** Anatomy in general and the First Creation Cycles tomorrow alright
 -  to understand the **RashaLAe** Body and RashaLAe Template in order to understand the Vertical
 -  RashaLAe Body and **RashaLAe** Template in order to understand the Vertical Maps enough to
-







Page: 204

-  you to planetary **RashaLAe** as quickly as possible and that starts with the 15
-


Page: 205





-  Domains and the **RashaLAe** Body of the Outer Domains. So this cycle that we'll
-

Page: 206




-  we work with **RashaLAe** Body activation be it planetary or personal or both, what
 -  Spans of the **RashaLAe** Body, in order to allow full activation of the RashaLAe
 -  activation of the **RashaLAe** Body When the RashaLAe Body fully activates on its domain
 -  Body When the **RashaLAe** Body fully activates on its domain level-- say if you're
 -  with the Outer **RashaLAe**, full RashaLAe Body-- you activate all of the Rings and
 -  Outer RashaLAe, full **RashaLAe** Body-- you activate all of the Rings and all of
-

Page: 207


-  activation of the **RashaLAe** Body does. The RashaLAe Body has, it's actually a very

 Body does. The **RashaLAe** Body has, it's actually a very complex structure These things
 you're on the **RashaLAe** Body it would pull into the RashaLEa level which is
 aLAe Body. The **RashaLAe** Body is the first step activating that, and that is
 activating the full **RashaLAe** Outer Domain Bodies. So you're Class-6, and it means,



Page: 208

 structures of the **RashaLAe** and how they form the matter structures of the Light
 are still the **RashaLAe** level. Once the RashaLAe Body in the First Creation sequence
 level. Once the **RashaLAe** Body in the First Creation sequence when the RaSha Body-


Page: 209

 the turnaround by **RashaLAe** Body activations that progressively open the Seed Atoms and
the

Page: 211

 to do with **RashaLAe** Body activation and building charge, then you're going to have
 is full Outer **RaShaLAe** Body activation and progressive opening of the other RaSha's into

Page: 212

 is completed, the **RashaLAe** Body, or the RaSha Body, goes into activation of the


Page: 213

 get through full **RashaLAe** Body activation, is to rebirth out into the Adashi-1


Page: 214

 to do manual **RashaLAe** body activation, and rapid activation, we will use in a

Page: 215

 with the outer **RashaLAe** body. So, we are going to be using the Sha-

Page: 217

 structure of the **RashaLAe** body, and the light body structure that manifests the planes

Page: 218

 high enough through **RashaLAe** body activation, to be able to disappear from here, pull


Page: 221

 by which the **RashaLAe** is created, etc Then we will bring it more into

Page: 228

 into the planetary **RashaLAe** so we understood the vertical maps a bit and those


Page: 229

 at the planetary **RashaLAe** again, and looking at the Nets and also the Aurora


 to do with **RashaLAe** body activations that create activations within the light body field

Page: 230

 go through the **RashaLAe** body activations that open the doors between each of the

 bring in with **RashaLAe** body activation. The first one's we'll be bringing in besides


Page: 231

 we start understanding **RashaLAe** and its significance, and if this gets any longer, this


Page: 233


 RashaLEa, middle, and **RashaLAe**, outer And it is the RaSha bodies that we are

Page: 237

 with the big **RashaLAe** body. Right- the spellings. But, anyway, we get to 10,11,


Page: 247

 to as the **RashaLAe** body template. believe we're still on template or are we


 that template the **RashaLAe** template, or the RaSh a template, that will create the


Page: 251

 used to activate **RaShaLAe** body in the entire Aquafereion shield, and you get to


 bodies, in our **RashaLAe** body and our light body structure, of our Kryst seed,

Page: 264


 on the Planetary **RashaLAe** Body or the stack of the Vertical Maps. But they're

 Body of the **RashaLAe**. It was the of the RaSha ... it's called the

Page: 270


 charged the entire **RashaLAe**, and that will charge with Its equivalent electrical energy in

Page: 287


 God for the **RashaLAe**, past the Eye of The MCEO Freedom Teachings® Series

Page: 288


 get very rapid **RashaLAe** body activation on the outer domains. It's the process of

 of the entire **RashaLAe** body. To go into full Krystar activation means you would




Page: 292

 accreted in the **RashaLAe** body and the light body, so there will be a


Page: 298

 of fits into **RashaLAe** activation quickly. Then go into showing the 7-7-7



Page: 302

 body. The whole **RashaLAe** body would include the ones behind it- the RashaLAe, the
 behind it- the **RashaLAe**, the RashaLEa, the Rashallah and the RaSh a. This is
 connecting into the **RashaLAe** body. Which means the top half of ourselves are running


Page: 308

 doing with the **RashaLAe** body have to do with opening the spanner gates This

Page: 317

 and imagine your **RashaLAe** bodies are going with the RashaLAe shield up and ...
 going with the **RashaLAe** shield up and ... exhale. 4) You'll give it more

Page: 323

 ourselves, and our **RashaLAes**. And imagine that the shield is now sitting on a





Page: 325

 size. So your **RashaLAe** bodies stretch out again and fit nicely into your own

Page: 329

 were about direct **RashaLAe** Body training and that's a whole new level of anatomy



Page: 330

 and do a **RashaLAe** Body activation on the RashaLAe level, which is the level
 activation on the **RashaLAe** level, which is the level that corresponds with the Outer
 level and the **RashaLAe** Body-this would normally be the activation of Ring 7,
 Rasha Body activations, **RashaLAe** Body activations at this point that are taking place in

Page: 337

 Rasha Bodies, or **RashaLAe** Bodies, the Dark Matter Templates, is this first place that

Page: 340

 project with the **RashaLAe** Body. Then you learn to Slide, which is begin to
 to move the **RashaLAe** Body to a point where it can go at least

Page: 355




doing is literally the **RashaLAe** Body Training has been learning to, first of all about

 all about the **RashaLAe** Body structure, where it exists; and then about learning whatever


Page: 374

 this one, the **RashaLAe** of the Outer Domains in order to make an evenL


Page: 377

 we go into **RashaLAe** state, our body particles actually pull in and shift into

Page: 400


 pull yourself into **RashaLAe**. So anyway, this is, all of this, with its bag


Page: 431

 or feel your **RashaLAe** self Imagine the self the same size as you right


 together, bring that **RashaLAe** self downward, as if it's laying on a magic carpet

Page: 439


 is the planetary **RashaLAe** stuff, and we had the **RashaLAe** anatomy that gave us

 we had the **RashaLAe** anatomy that gave us the understanding of the embedded groups


Page: 444

 from the natural **RashaLAe** structure I'm going to take my sweater off Here comes


Page: 454


 these journeys in **RashaLAe**, we bring back the frequencies into our body with us,

Page: 463

 Yunasai with Inner **RaShaLAe** Flame Code The Rosetta Code Reuzhetta- Inner Elemental Reuta Root

Page: 464

 will start with **RashaLAe**. Is there anybody here that has not-I just need

 with what the **RashaLAe** Body is or the RaSha Bodies? Yes I Oh I'm

 and do the **RashaLAe** body. Well the **RashaLAe** body, the **RashaLEa** body the whole

 body. Well the **RashaLAe** body, the **RashaLEa** body the whole RaSh a set are

Page: 484




 were for the **RashaLAe** Body activation layers and now that all of that's done

Page: 522

 (level 5 **RashaLAe** Body) and Takeyon Window (2C) @ When Ecousha TA

File : [2007_12TribesVol3_scan.pdf](#)
Title : 12 Tribes Volume 3 transcript
Subject : 12 Tribes Vol Binder scan
Author : MCEO Freedom Teachings
Keywords :

Page: 7

 and do the **RashaLAe**. At this point the whole RashaLAe is activated because from
 point the whole **RashaLAe** is activated because from the earlier tribes classes of the
 body or the **RashaLAe** body ... is there anybody that doesn't know what part

Page: 210

 anatomy; the outer-**RashaLAe** (Radonic), the middleRashaLE (Edonic), the inner-Rashallah (

File : [2008-01_EngagingLoadOutDiary_scan.pdf](#)
Title : Engaging the Load-Out - Diary
Subject : FOL "08 Engaging the Load-Out, the Last Ascension Cycle and the Gate of
AshaLA - Workshop Diary
Author : MCEO Freedom Teachings
Keywords :

Page: 2



Vehicle of the **RaShaLAe** Body, the mechanisms surrounding the fabulous Raising the
Eiradonis technique

File : [2008_AttitudesAndResponsibilitiesMastery_scan.pdf](#)
Title : Attitudes & Responsibilities of Mastery - Handbook
Subject : Mastering Enlightenment
Author : MCEO Freedom Teachings - Ashayana Deane
Keywords :

Page: 85



we build our **RashaLae** Body activations, it will create natural deflection fields within our

File : [2008_SacredPERSONNInvocationsARofMastery_scan.pdf](#)
Title : Sacred PERSONN Book
Subject : PERSONNs Invocations and A&Rs
Author : MCEO Freedom Teachings - A"shayana Deane
Keywords :

Page: 3

 3 times (**RASHaLA** Body Command) I. "Ta-A-sha In-ta DOr-

Page: 45

 aLAe Tones Transharmonic **RashaLAe** Ya "mO Como Ah-Rie" -a Eck"-Ra-

File : [2009-08_Sliders5_scan.pdf](#)
Title : Sliders 5 - Handbook
Subject : Essential Alignment, Stardust Flow, Mirror in the Sky & the Orbs of
Aquaferon - Freeing the Body For Slide, Intermediate Telluric Ah-VA"-yas
Body Training
Author : MCEO Freedom Teachings
Keywords :

Page: 5

 Krystar 15-Dimensional **RaShaLA** Body Projection Orb ~ Radial Body of the Light Body

Page: 33

 Strands) <D **RashaLAe** Ring & span opening activates I opens Aurora platforms @

File : [2010-01_ElementsOfDiscovery_scan.pdf](#)
Title : The Elements of Discovery - Handbook
Subject : 15 Dimensional Anatomy, Exploring the God Worlds, Cosmic Clock, Gifts of the KRYSTHL River Prayer
Author : MCEO Freedom Teachings - Kathara Team
Keywords :

Page: 80





 first with our **RaShaLAE** bodies into that space, where we can go get it,

Page: 88





 FI<Jme "**RashaIAe** Wind Song• Encryption Code A"s:h..-y.a...11a and

File : [2010-04_CamelotInterview_scan.pdf](#)
Title : Camelot Interview - Handbook
Subject : Diagram pack for Camelot Interview
Author : MCEO Freedom Teachings - Ashayana Deane
Keywords :

Page: 30

-  Crystal Ascension Capsule **RashaLAe** Body 15 Geleziac Radiation spherical "Rings" (layers) &
 -  \ and the **RashaLAe** Body 45 "CCW Shift to RashaLAe" Auter Domain Staff
 -  CCW Shift to **RashaLAe**" Auter Domain Staff top axis Six planes of electrical top
 -  is 6-vector **RashaLAe** Body (1 set of 15 Rings & Spans shown)
-

Page: 38

-  I and the **RashaLAe** Body RashaLAe Body 15 Geleziac Radiation spherical "Rings" (
 -  the RashaLAe Body **RashaLAe** Body 15 Geleziac Radiation spherical "Rings" (layers) &
 -  CCW Shift to **RashaLAe**" Auter Domain Staff top axis Six planes of electrical top
 -  in Activation-1 **RashaLAe** Body (1 set of 15 Rings & Spans shown)
-

File : [2010-04_MakersOfWings_scan.pdf](#)
Title : Makers of Wings and Other Things - Handbook
Subject : The Orbs of Ah-SA-yas, Planes of Aurora, Ancient Arrows, Planetary Mirror
Ball and the Hidden Cities of Earth
Author : MCEO Freedom Teachings - Ashayana Deane
Keywords :

Page: 9



Hosted strands) G) **RashaLAe** Ring & Span opening activates I opens Aurora Platforms (


File : [2010-08_Sliders8_scan.pdf](#)
Title : Sliders 8 - Handbook
Subject : Awake, Aware, and ALIVE in the Lands of Aah, The Sea of Ah-Yah, Eternal Stream of Ah-Yah-YA the Covenant of Ah-Yah-Rhu and Eternal Dream Fields of the ONE, Preparing the Body for Slide - Advanced Level
Author : MCEO Freedom Teachings
Keywords :

Page: 6


 Shock-Ras & **RashaLAe** Reunion. Part-2 of a three part series; August, 2006

Page: 9

 Phases, and the **Rashala** Body engages Takeyon Harmonic Key Generation Cycles to progressively expand


 s Aquafereion Shield-**Rashala** Shield (Rasha Body Inner-Domain) Activation B. Cloud-Walkers


Page: 12

 State; 2, the **Rashala** Body aspect that corresponds to the Inner-Domain Aah-LA-

 State; 4. the **RashaLAe** Body aspect that corresponds to the Outer- Domain KaLA-Eyugha-

Page: 14

 Class also explored **RashaLAe** Body Anatomy, the Krystar Sequence, Orbs/Rings, and Aqualene Sun


 by which the **RashaLAe** Body breathes/circulates Prana Currents into and out of Light

Page: 15


 Krystar Cycle, **RashaLAe** Body' activation and the Krystal-Heart Na-VA-HO Passage

Page: 16


 the Rashallah/RashaLEa/**RashaLAe** Bodies of Rasha Body anatomy, the —Heart and Eye

 of God (**RashaLAe** Ring 5 opens) (Corresponding MCEO Class: —12 Tribes


Page: 17

 Solar Chamber (**RashaLAe** Rings 6-12 open) (Corresponding MCEO Class: —12

Page: 19

 Resurrection-1 (**RashaLAe** Rings 13-15 open) (Corresponding MCEO Class: —12

Page: 88

 Ascension Capsule and **RashaLAe** Body



File : [2011-05_Sliders10_scan.pdf](#)
Title : Sliders 10 - Handbook
Subject : Return of the Sacred Butterfly, Te, Chi, & the DhA-Ya-Tei, Ultimate Desire,
DhA-Ya-fication of the Vessel, Eternal Identity & the Adept Mind
Author : MCEO Freedom Teachings
Keywords :

Page: 26



Capsule of the **RashaLAe** Body From the Fetal Integration Point forward until either ascension

File : [2012-01_Sliders12Pt1_scan.pdf](#)
Title : Sliders 12 Part 1 - Handbook
Subject : Externalization of the KRYST, Secrets of the Tan-Tri-A"Jha, The 7 Suns of
Cos-MA-yah, Keys of Aden, Budding of the Lotus Seed and Plasma Body
Initiation
Author : MCEO Freedom Teachings
Keywords :


Page: 37



Hosted strands) G) **RashaLAe**. Ring & span opemng activates I opens Aurora platforms. <


File : [2013_04_ELAiSaAwakening_Handbook_scan.pdf](#)
Title : E-LAi-Sa Awakening - Handbook
Subject : The Indelible KRYST Code & Chismatic Self-Healing Level 1
Author : ARhAyas Productions - E"Asha Ashayana
Keywords :

Page: 69

 The~ 15-Dimensional **RaShaLA** Body" \, . Projection Qd2 ~ Radial Body of the Light Body




File : [2014-04_ShiftMasters1_scan.pdf](#)
Title : Tan-Tri-Ahura Teachings™ ShiftMasters™ Course-1
Subject :
Author : (C)2014 E"Asha Ashayana
Keywords :

Page: 65


 The~ 15-Dimensional **RaShaLA** Body"\. Projection Qr12 ~ Radial Body of the Light Body

File : [2014-12_KDDL1ChartPack_scan.pdf](#)
Title : Keylontic™ Discourses for Daily Living
Subject :
Author : (C)2015 E"Asha Ashayana
Keywords :

Page: 15

-  Ap SeprirTaNI S **RashaLAe** &xiy 15 Ge/eziac Radiation spherical •Rings•
 -  CCW Shift to **RashaLAe**" r= Domain Staff OR?N.s top axis Bottom Six
 -  PURtha-?:~::~1~::~~::~~::~~::~~::~Field **RashaLAe** Body (1 set of 15 Rings & Spans shown)
-

Page: 25


-  Hosted strands) G)**RashaLAe** Ring & Span opening activates/ opens Aurora Platfonns
®Aurora
-

File : [2016-03_KDDL2_scan.pdf](#)
Title : Arhayas Productions KDDL2 Hand Book
Subject :
Author : (C)2015 E"Asha A. Arhayas
Keywords :


Page: 7


 Capsule & the **RashaLAe** Body SEda Cycle End' The Eternal Life Pulse &

Page: 17

 . and the **RashaLAe** Body RashaLAe Body 15 Geleziac Radiation spherical"Rings• (layers)

 the RashaLAe Body **RashaLAe** Body 15 Geleziac Radiation spherical"Rings• (layers) & 15


 to ~ter **RashaLAe**....._ Domain Staff top aXIS Six planes of electrical top ManA

 vat•on-1 **RashaLAe** Body (1 set of 15 Rings & Spans shown)

Page: 32

 strands) <D **RashaLAe** Ring & Span opening activates/opens Aurora Platforms ®Aurora

Page: 220

 n Wove/Crystal **RashaLAe** Dark-matter Body (Eternal External) Rings & Spans, ASKO
