






Search Results

Summary


Searched for : **Reuche**
In index(es) : **H:\KS_Scan_Library\MasterIndex.pdx**
Results : **46** document(s) with **777** instance(s)
Saved on : **7/16/2017 3:27:03 PM**

File : [1999-12_Kathara1_scan.pdf](#)
Title : Kathara 1 - Manual
Subject : Introduction to Kathara Bio-regenesis technologies, Color, Symbol, Sound and Bio-regenesis
Author : MCEO Freedom Teachings
Keywords :

Page: 290






-  the Eckasha Core **REUCHE**" (the "Double Circles" and their content at center
 -  forehead into the **REUCHE**" symbol before your eyes. INHALE while drawing the INDIGO current
 -  stream with the **REUCHE**" image at its end back through the 6th Chakra and
 -  to PUSH Eckasha-**Reuche**" encoded Maharata Ball out to the right, to the "
 -  image of the **Reuche**" as expanding to fill the inside of the Maharata Ball.
-

Page: 291

-  Seed Code The **REUCHE**" Eckasha Core Code~ The MCEO Freedom Teachings® Series Presented
-


File : [2001_MastersTemplarStewardshipManual_scan.pdf](#)
Title : Masters Templar Stewardship - Manual
Subject : Templar Stewardship (without roman numeral pages, so pg numbers should be correct or very close)
Author : MCEO Freedom Teachings
Keywords :

Page: 249



-  the Eckasha Core **REUCHE**" (the "Double Circles" and their content at center
 -  Chakra into the **REUCHE**" symbol before your eyes. INHALE while drawing the INDIGO current
 -  stream with the **REUCHE**" image at its end back through the 6th Chakra and
 -  to PUSH Eckasha-**Reuche**" encoded Maharata Ball out to the right, to the "
 -  image of the **Reuche**" as expanding to fill the inside of the Maharata Ball.
-

File : [2002_DanceForCommonHandbook_scan.pdf](#)
Title : Dance For Series - Handbook
Subject : Common handbook for all ten associated Workshops (March "02 - Aug "03)
Author : MCEO Freedom Teachings - Ashayana Deane
Keywords :


Page: 3

 Sceptres & the **Reuecha** The Eckasha God-Seed & Cruxansatea The Cruxansatea Field:
Trans-


Page: 4

 Codes and The **REUCHES**- Codes of the Templar Veca & Ecka Code Lock Keys
 Merger The Embodied **Reueche** Scepters The Cruxansatea Eckasha Merkaba Vehicle and
Shields Dance For

Page: 6

 Anchoring the 12 **Reueche** Pillars and Amoraea Arcs The Bridge Zone Amoraea Project;
Wesedak






Page: 7

 Technique 20: Templar **Reueche** Code #12 Induction (Eckasha-Aah Amoraea Flame Body

Page: 53

 Rights Reserved The **REUCHE"** Eckasha Core Code ~ 53


Page: 54


 the Eckasha Core **REUCHE"** (the Double Circles and their content at center of
 Chakra into the **REUCHE** symbol before your eyes. INHALE while drawing the INDIGO current
 stream with the **REUCHE** image at its end back through the 6th Chakra and
 to PUSH Eckasha-**Reueche** encoded Maharata Ball out to the right, to the "
 image of the **Reueche** as expanding to fill the inside of the Maharata Ball.








Page: 63

 Silver Star, the **Reueche** OR the Eckasha God Seed Symbol as the Hierophant in










Page: 75

 Downstepping the 12 **Reueche** Sceptre Pillars Through vibrational interaction of consciousness
within the Cosmic



 called the 12 **Reueche** Sceptre Pillars, which together form the first scalar-wave-field

-  program, the 12 **Reuche** Sceptre Pillars vibrationally interact within the Yunasai , creating an
-  center of the **Reuche** Scepter circle directly into the ManU Force field of first
-  Source. The 12 **Reuche** Scepter Pillars interact with the ManU field, causing a quantity
-  center of the **Reuche** circle. Through the ManU Window, the Amoraea Wave circulates pulses
-  ARCS: The 12 **Reuche** Sceptre Arcs and the Cosmic Shield Through vibrational interaction with
-  Flame the 12 **Reuche** Scepter Pillar columnar waves bend toward the Reuche center to
-  bend toward the **Reuche** center to form 12 arcs of consciousness, 6 EirA Force



Page: 76

-  called the 12 **Reuche** Scepter Arcs. The EirA and ManA Force arcs pass together
-  Window at the **Reuche** center, blending and replicating their vibrational content within the Ecka-
-  called the 12 **Reuche** Scepter Shields, which are linked together through a central Tri-
-  of the 12 **Reuche** Scepter Shields forms a living circuit of counter-rotating God
-  consciousness from the **Reuche** and Yunasai field and contracts it back to God Source
-  the Yunasai and **Reuche** Shields for manifestation. The synchronized rotation of the 12 counter-
-  12 counter-rotating **Reuche** Scepter Shields, held perpetually together through the central Shield of
-  of the 12 **Reuche** Sceptre Shields and the Amoraea Shield creates a perpetual motion
-  smaller bi-polar **Reuche** Scepter Currents that are entwined together through the central Tri-



Page: 77

-  ManU Flame at **Reuche** center) a perfectly balanced, spinning, electromagnetic force field in the
-  Flame ManU Window **Reuche** center point (Zero Point) creating the core or "



Page: 80


-  Union 3 The **Reuche** God-Seed Core c(@I. ManU Fieldwamb ~ MonAFieldSpastt ElrA
-  . 4 12 **Reuche** Scepter Pillars &;w." <do" E...W MooU

Page: 90


-  Plus: 1 Ecka-**Reuchea** Highest "- """""""""" inner God-Seed Worlds; """" "" "S..
-  ~@Center ,...-- **Reuche** Density Locks One Eckasha-A Spectra 12 Scepter Locks o

Page: 91


-  Sceptres & the **Reuchea** 1A: ManU VOID, tst Partiki Unit of God Force Attention:
-  created the 12 **Reuche** Sceptres, the 12 primary , Cosmic Cruxansatea Eckasha Merkaba Fields,

 sustained. The 12 **Reuche** perpetually transmit and receive God-Force Currents The MCEO Freedom


Page: 92

 on" of the **Reuche"s** Standing Wave Points (Pillars) makes the Stationary Columnar Waves

Page: 106


 Sound Field) 1. **Reuche** 2. Eckash-A 3. Eckasha 4. Eckasha-Aah 5. Reushayana

Page: 107

 link into the **Reuche** Pillar Scepter Arcs of the Planetary-Galactic-Universal-God World


 can occur. The **REUCHES**: Codes of the TEMPLAR Once sustainable activation of the 12


 the 12 TEMPLAR **REUCHE** CODES of the God Seed Eckasha-Aah TEMPLATE PILLARS ("

 begin activation. Templar **Reuche** Code activation in the DNA Template creates temporary 48th sub-

 be accessed. Templar **Reuche** Code activation also allows beings with less than 48 active

Page: 110


 The Embodied **Reuche** Scepters ManU· Field Violet Flame 15 Ecka NaoU Flame

 awaken;; the 12 **Reuche** Sceptres in the body to build the Eckasha Merk.-".Iba

Page: 127


 ristos to the **Reuchea**, Kryotalla, Amoraoa Central Flame. Manu..}.Zirfta core Crystal & Y.....

Page: 173


 the 12 embodied **Reuchea** Pillars and initiates simultaneous activation of all Dimensional-Lock Seals

Page: 179


 Sceptre Templar Codes **Reuche** Codes Krist Codes The MCEO Freedom Teachings® Series Eukatharaista

 Technique 20) Templar **Reuche** 12; Ma"a-hau-et-A-Un-IEsa-esh-aDUR Dn

Page: 210

 the 12 embodied **Reuchea** Pillars and initiates simultaneous activation of all Dimensional-Lock Seals

Page: 217


 the 12 embodied **Reuchea** Pillars and initiates simultaneous activation of all Dimensional-Lock Seals

Page: 218
















use the Eckasha-**Reuche** image IF you have already been working with the Veca






Page: 221

 Eckasha, containing the **Reuche** stationed at the Pineal gland, at the center of your



Page: 228

 of the 12th **Reuche** Scepter Pillar, the last of the 12 Reuche Scepter Pillars,
 of the 12 **Reuche** Scepter Pillars, and activation/CONSUMMATION of the Universal-GalacticPlanetary Amoraea-
 the (Templar) **Reuche-1**, Scepter-1, Ecka-1 Lock Key-Code sequence. The
 the 12 Templar **Reuche** Pillars of the Eckasha-Aah God Core World begin their
 Heavens". The 12 **Reuche** Scepter Pillars of the Eckasha-Aah God Core Worlds represent
 Shield, the 12 **Reuche** Scepter Pillars of the Eckasha-Aah Cosmic Clock automatically set
 Cosmic Clock 12 **Reuche** Scepter Pillar system is an intrinsic part of the Original
 and the 12-**Reuche** Pillars The Cosmic 11 :11 13th Pillar, the Center-
 of the Cosmic **Reuche** that holds the Eternal Eckasha-Aah- Amoraea Flame of Living
 the Eckasha-Aah **Reuche** Scepter Pillars. Reuche Scepter Pillar-1 INITIATES with the Cosmic
 Reuche Scepter Pillars. **Reuche** Scepter Pillar-1 INITIATES with the Cosmic 11:11
Consummation
 The remaining 11 **Reuche** Scepter Pillars will Initiate and Consummate on these same dates
 final Consummationactivation of **Reuche** Scepter Pillar-12 on December 21, 2012. (Pillar 1-



Page: 230

 12-Veca-12-**Reuche**-12 Lock Key-Codes Initiated within the Universal Veca Shields
 of the 12-**Reuche** Scepter Pillars of the "Cosmic Clock" Reuche God Seed
 "Cosmic Clock" **Reuche** God Seed Core. The Cosmic 12:12:12:12 Activation
 the "13th **Reuche** Pillar", the Eckasha-Aah- Amoraea Cosmic Flame to enter
 "ONE Codes"- **Reuche-1**, Scepter-1, Ecka-1 and KRIST 1. The Krist-




Page: 231

 then the 12 **Reuche** Scepter Pillars of the Cosmic Clock progressively initiate and
Consummate.
 12-Veca-12-**Reuche**-12) must first activate to activate the outer Cosmic Universal


Page: 232

 12:12 Code, **Reuche** Code-12 on November 22, 2002 , will reach the
 anchoring the 12 **Reuche** Scepter Pillars to Reset the natural program of the Cosmic









Page: 233

-  the Inner 12-**Reuche** Pillars . Activation of the Inner Reuche Scepter Pillars neutralizes
-  of the Inner **Reuche** Scepter Pillars neutralizes Metatronic Implants and prevents the D13R Blue
-  Technique #-20: **Reuche** Code-12 Induction. Preparation: Technique-S Part-2 within 24




Page: 237

-  resultant embodied 12 **Reuche** Pillars, we would be unable to protect ourselves from the




Page: 238

-  Anchoring the 12-**Reuche** Pillars and Photo-Sonic Amoraea Arcs The Templar-Crisis Emerald
-  the Eckasha-Aah **Reuchea** down to the Veca system, allowing the 12 Reuche Pillars
-  allowing the 12 **Reuche** Pillars and the Amoraea Eternal Flame to fully anchor within
-  descent. The 12 **Reuche** Pillar Se-Urs from the Core God Worlds would serve
-  the Eckasha-Aah **Reuchea**; the Path of Amoraea Gates release the AMORAEA CENTRAL FLAME
-  FLAME of the **Reuchea**, creating a massive CENTRAL SE·UR" ARC of ManU
-  of the 12 **Reuche** Pillars. Once the Amoraea Arc releases into our Universal Veca,
-  Temples, the 12 **Reuchea** The MCEO Freedom Teachings® Series 238 Presented by Adashi


Page: 239

-  anchor. The 12 **Reuche** Pillars arc between our Veca Quadrants and the Parallel Quadrants,
-  populations, the 12 **Reuche** Pillars will force their way through the sealed Templar of
-  Arcs and 12 **Reuche** Pillars. The Amoraea "MOTHER ARC" will enter Earth's Shields

Page: 241

-  ARC & 12 **Reuche** Pillars pass into manifestation in our system via the TRANSDUCTION
-  the God-Worl~ **Reuche** Sceptres The 12 Reuche Pillars of the Eckasha-Aah The
-  Sceptres The 12 **Reuche** Pillars of the Eckasha-Aah The Bridge Zone Support Beams:


Page: 243

-  Anchoring the 12-**Reuche** Pillars and Amoraea Arcs The Galactic "666-BeasT" Metatronic


Page: 244

-  Anchoring the 12-**Reuche** Pillars and Amoraea Arcs The Galactic "666-BeasT"" Metatronic


Page: 245

-  if1e-ti **Reuche** Pill-r~ begin anchoring Sequence; Pilla1s 12·9·

Page: 282


-  • 20: Templar **Reuche** Code· #12 Induction FINAL PART 4 OF THE

 of the Templar **Reuche**-12 Code. The Templar Reuche • 12 Code Initiates within

 Code. The Templar **Reuche** • 12 Code Initiates within the Planetary Shields on November

File : [2003-02_ForbiddenTestaments_scan.pdf](#)
Title : The Forbidden Testaments of Revelation 1 - Handbook
Subject : The Cosmic Clock, Secrets of Lohas and the Arc of the Covenant
Author : MCEO Freedom Teachings - Ashayana Deane
Keywords :


Page: 4

 Clock" (12 **Reuche** Pillars) were reset in Earth"s Shields. The Eieyani-Indigos were

Page: 5

 of the 12 **Reuche** Pillars, Divine Blueprint reset and the ·3-Day Particle

Page: 27

 the 12 Cosmic **Reuche** Pillars of the "Cosmic Clock" sequentially reset within the


Page: 31

 Bi-Veca 1. **Reuche** 2. Tri-Veca High Veca"s 2. Eckash-A High Ecka"s


Page: 35

 The 12 Templar **Reuche** Sceptre Pillars · S:: Eckasha·A Sceptre SG"s Our

Page: 45


 Clodc" 12 Templar **Reuche** Pilln of the Eckasha·Aah Core God-Worltd. {

Page: 68










 R. Eckasha-Aah **Reuche** 9·1\l"So. Unflonal Stll GoiJ <A) "

File : [2003-05_CouncilCommunicationOpenLetter.pdf](#)
Title : Council Communication Open Letter
Subject : Guidance and information for the KS eGroup
Author : Ma"n speaking on behalf of the Eieyani Ecka Council
Keywords :














Page: 15











 "Hetharo Double **Reuche**-a Shift" and Bio-resonance Adjustment The "zone of

Page: 16










 12, called "**Reuche**-a" probability lines, are polarized into a set of dual
 sub-harmonics; the **Reuche**-a probability lines represent acceleration/deceleration points, or "turnstiles"
 one of the **Reuche**-a probability line sub-harmonics serve to either accelerate frequency,
 to the next **Reuche**-a probability line up in frequency, or a rapid frequency
 time leaps" between **Reuche**-a probability sub-harmonics represent a rapid "spike" in
 harmonics between one **Reuche**-a probability sub-harmonic and the next are "jumped
 called a "**Reuche**-a Shift", is complete, and the Planetary Shield enters phaselock
 within the new **Reuche**-a probability sub-harmonic, the Merkaba Field and Shield Time
 entered its first **Reuche**-a Shift from the 1st to 3rd probability sub-harmonic

Page: 17














 enter a second **Reuche**-a Shift from the 3rd probability sub-harmonic to the
 experiencing its second **Reuche**-a Shift "hyper-time leap" between June 3rd and
 in time" Double **Reuche**-a Shift that Earth is just "coming out of"
 accelerated environmental frequency. **Reuche**-a Shifts can often leave one feeling as if they
 resonance Adjustment to **Reuche**-a Time Shift occur as the personal Merkaba Fields and
 through a Double **Reuche**-a Shift, the affects of Bio-resonance Adjustment are even
 of the first **Reuche**-a Shift, literally "taking on" the experiential, energetic and
 into the second **Reuche**-a Shift to phase-lock within the frequencies of this
 of the second **Reuche**-a Shift, the body, consciousness and personal Shield are temporarily
 of the first **Reuche**-a Shift and that of the second Reuche-a Shift,
 of the second **Reuche**-a Shift, until the time-pulsation and event line of
 of the first **Reuche**-a Shift are fully integrated and transmuted into vibrational co-
 of the second **Reuche**-a Shift. Through the necessary integration of the event horizon







 from the first **Reuche**-a Shift, the consciousness anchored within the event horizon of
 of the second **Reuche**-a Shift can often temporarily feel as if "half
 within the first **Reuche**-a Shift event horizon, or may experience mental, emotional and/
 of the first **Reuche**-a Shift, until the imprint of the first Reuche-a
 of the first **Reuche**-a Shift is raised in frequency to join the rest
 of the second **Reuche**-a Shift. The sense of "feeling like oneself again"
 of the second **Reuche** Shift, which does not occur until the energy signature and
 of the first **Reuche** Shift event horizon has been transmuted into co-resonance with
 with the second **Reuche**-a Shift time pulse, at which point the event horizon
 of the first **Reuche**-a Shift may 17

Page: 18






 planetary bio-field, **Reuche**-a and Double Reuche-a Shifts generate the same period
 a and Double **Reuche**-a Shifts generate the same period of Bio-resonance Adjustment,
 adjustments to Planetary **Reuche**-a Shift, with "patches" of accelerated "weather and
 nature of Planetary **Reuche**-a Shift to you at this time so that you
 "Hetharo Double **Reuche** Shift" time leap, as we shall refer to this sequence
 of even greater **Reuche**-a Shifts, by which Earth can again "leap" from
 yet another Double **Reuche**-a Shift "hyper-time leap", from the 6th to
 the series of **Reuche**-a and Reusha-TA Shift opportunities that will emerge between
 through the various **Reuche**-a and Reusha-TA Shifts between 2003 Hethalon and 2017;

Page: 19

 planetary Hetharo Double **Reuche**-a Shift (double probability sub-harmonic shift) has now
 "Key Event" **Reuche**-a Shifts (probability sub-harmonic hyper-time leap shifts)
 the 8 remaining **Reuche**-a Shifts, from the present 6th probability sub-harmonic to
 by the second **Reuche**-a Shift from the 9th probability sub-harmonic to the
 in another Double **Reuche**-a Shift spanning July 21- August 12, 2003, with peak
 As the Double **Reuche**-a Shift rebalancing period ends on August 12, 2003 Hetharo
 Reusha-TA Shift, **Reuche**-a Shifts 3 through 6 of the 8 will occur
 singular 3-day **Reuche**- a Shift followed by a 3 month rebalancing period. The
 period. The third **Reuche**-a Shift, from the 1st probability sub-harmonic to the
 2004. The fourth **Reuche**-a Shift, from the 3rd probability sub-harmonic to the
 period. The fifth **Reuche**-a Shift, from the 6th probability sub-harmonic to the
 2005. The sixth **Reuche**-a Shift, from the 9th probability sub-harmonic to the
 rebalancing. The seventh **Reuche**-a Shift, from the 1st probability sub-harmonic to the

 2010; the eighth **Reuche**-a Shift, from the 3rd probability subharmonic to the 6th
 Events, Master Events, **Reuche**-a and Reusha-TA Shifts and probability time-lines ,
 accelerated series of **Reuche**-a and Reusha-TA Shifts "hyper-time leaps", through
 periods during which **Reuche**-a and Reusha-TA Shifts, and their "twilight zone"
 for the smaller **Reuche**-a and Double Reuche-a Shift periods; the 19
 a and Double **Reuche**-a Shift periods; the 19


Page: 20

 Planetary Shield during **Reuche**-a Shifts. Supplemental Heliotalic technologies will be provided
at appropriate
 that the Double **Reuche**-a Shift event has occurred between May 27, 2003 Hetharo
 the Hetharo Double **Reuche**-a Shift events, all Reuche-a and Reusha-TA Shift
 Shift events, all **Reuche**-a and Reusha-TA Shift events will be characterized by
 the Hetharo Double **Reuche**-a Shift, the members of the UIR-defecting Anunnaki League

Page: 21

 through the remaining **Reuche**-a and ReushaT A Shifts between now and 2012, and

Page: 23


 the recent Hetharo **Reuche**-a Shift, and corresponding shifts of consciousness and alliance
within

Page: 31





 probability sub-harmonic **Reuche**-a Shift that we described earlier in this letter, has

File : [2003-08_DanceForJoy2Transcript_scan.pdf](#)
Title : Dance for Joy 2 (workshop transcript)
Subject : Transcript for Dance For Joy 2 Workshop (Andorra, First HeThaLOn peak)
Author : MCEO Freedom Teachings
Keywords :



Page: 27

 you anchor three **Reuche** pillars and you completely separate two solar merkabas? I don't

Page: 90


 You know The **Reuche**, that's in The necklaces, in The Eckasha, The core template
 god seed. The **Reuche** scepter pillar 13 consummates and activates, it did already, The
 also had scepter **Reuche** pillar 1 initiate, so that's The first one, and then
 up with The **Reuche** shifts, where they initiate, Andorra Hethalon August 2003 90

Page: 91

 The first big **Reuche**-TA shift. The ones that happened right after Hetharo -
 goes into The **Reuche**-TA cycle of resetting The pillars, which goes into The

File : [2003-09_ScienceSpiritCreation_scan.pdf](#)
Title : The Science and Spirituality of Creation - Handbook
Subject : Cosmic Order, Interdimensional Anatomy, Primal Life Force Currents,
Merkaba, Flame Body
Author : MCEO Freedom Teachings - Ashayana Deane
Keywords :

Page: 12

 . and 12 **Reuche** Pjllars shown close up on Vertical Axis I . 0~ ~

Page: 14

 Creation & 12 **Reuche** Pillars with Imbedded Eckasha·A Spectra, Eckasha Corridors and

Page: 77


 BI-Veca 1. **Reuche** 2. Tri-Veca High Veca"s 2. Eckash-A High coke"s

File : [2003-10_CosmicClockReset_Scan.pdf](#)
Title : The Cosmic Clock Reset - Handbook
Subject : Entering the Reusha-TA Great Healing Cycle
Author : MCEO Freedom Teachings - Ashayana Deane
Keywords :

Page: 5

 Creation & 12 **Reuche** Pillars with Imbedded Eckasha·A Spectra, Eckasha Corridors and

Page: 30

 Clock~ 12 Templar **Reuche** Pillars of the Eckasba·Aah Core God· World.

File : [2003-11_SecretsOfYugasSupplement_Scan.pdf](#)
Title : Secrets of the Yugas - Supplement
Subject : Celestial Arcs and Angles, the Monadic Key and Time Projection
Author : MCEO Freedom Teachings - Ashayana Deane
Keywords :


Page: 1




December 21st 2003- **Reuche** Scepter Pillar 1 Activation), and 2) lying over the Template

File : [2004-04_Kathara23-Manual_scan.pdf](#)
Title : Kathara Levels 2 & 3 Foundations - Manual
Subject : Awakening the Living Lotus, Healing Facilitation Through Crystal Body Alignment
Author : MCEO Freedom Teachings - Ashayana Deane
Keywords :

Page: 2


 Creation - The **Reuche** Spindle, Rod and Staff, Lotus Arc Sets, Crystal Body Light

Page: 57

 Scepters and the **Reuchea** 1: The Yunasal- Point of All Union ELEMENTS OF THE.

 2: The 12 **Reuche** OF ETERNAL LIFE Scepters 12 Reuche Core Pillars Force Circulates

 LIFE Scepters 12 **Reuche** Core Pillars Force Circulates· Into and Out of Manifestation


 Created the 12 **Reuche** Scepters the ·12 Primary Cosnilc Cruxans.rtea Eternal Krystallah

 Sustained. The 12 **Reuche** perpetually Transmit and Receive God-Force Currents. 1-?,

Page: 70


 Hands, the embodied **Reuche** Sceptre Pillar Arcs, the 9 Etheric-Ethos Flame Seal Centres,

Page: 72


 · The Embodied **Reuche** Sceptres Expedite Eukatharaista 8ody Awakening THE FLAME OFEIROES &THE

Page: 78


 Body & · **Reuche** Sceptre Pillars · Jt" . Kee-Ra-ShA (D-

 Ierl::aba Vehicle **Reuche** Sceptre· Pillar Arc Activation via Eukatharista Shield Code activation


Page: 83

 SUBHARMONIC ACTIVATION 1. **Reuche** Sceptre Pillar Arc Activation via Eukatharista Shield Code activation expedite




Page: 99

 k" 12 Templar **Reuche** Plliards of the Eckasha·Aah ·Core God-World.



Page: 137

 Templates of the **Reuche** Core, Lotus Arc Sets, Le-e TOR-A & Sha-








Page: 140

-  Anchors the 24 **Reuche** Pillar Arcs (12 Eckasha & 12 Ecka Reuche Pillars)
 -  & 12 Ecka **Reuche** Pillars) Within the Ecka Base Shield Setting the Ecka-
 -  Body . ~ **Reuche** Pillar ~ = . Ecka Body. ~ "I.o.
-





Page: 141

-  The 12 Eckasha **Reuche** Pillars ----- form the 12- petal Lotus Arcs and the
 -  the 12 Ecka **Reuche** Pillars form the 12-petal Ecka-Lota Lotus Arcs within
-




Page: 142

-  . BASE SHIELD, **REUCHE** PILLARS & LOTUS ARCS 1. The Seed Atom & Base
 -  2. 24 Eckasha **Reuche** Pillars Set Ecka-Lota & . Le-eTOR·A
 -  Ecka Bas, Shield **Reuche** Vortex Templates . • Ecklos., . Sillald Seed ~
 -  arne The 24 **Reuche** Pillars Reuche Vort.ex Temp." f~:l~: template 4-Le-
 -  24 Reuche Pillars **Reuche** Vort.ex Temp." f~:l~: template 4-Le-eTOR·
 -  Shield the 24 **Reuche** Pillars Inter· act & bend toward each the mathematical
 -  sl~::~"=---- The 24 **Reuche** Pillars are 2- Sets of 12 Arcing Standing-Wave Pillars
 -  The 12 Eckasha **Reuche** Pillars form the 12- Petal Lotus Arcs of the Eckasha
 -  the 12- Ecka **Reuche** Pillars form the 12- Petal Ecka-Lota Lotus Arcs
-



Page: 146

-  the 4-12 **Reuche** Pillar Set or the Veca PCM Density & Primal and
 -  4-Veca 12-**Reuche** Pillar .Sets simultaneously · expand the PKA & PCM
 -  · between the **Reuche** Vortex Templates of the PKA Loti Template · 6. The
 -  rms between the **Reuche** Vortex Templates of the PKA LatE" Template Radiation . Chambers
-



Page: 157





-  The Ecka Body **Reuche** Vortices and the Ascending and Descending "Monadic Beam" Initiating
 -  Ecka Body Primary **Reuche** Vortices 1 opening ~he 12:12:12,11:11:11,8:
 -  activates their respective **Reuche** vortice sets, setting the merkabic circulatory systems and the Transfiguration
-








Page: 158

-  The Ecka Body **Reuche** Vortices & the Ascending and Descending Ecka "Monadic Beam"
 -  of the Ecka **Reuche** vortices anchors the Monadic Beam Sha·LA·a
-



Page: 159


-  Eternal Creation The **Reuche** Spindle, Rod & Staff, Lotus Arc Sets, Crystal Body Light
 -  structures of the **Reuche** Spindle, Rod & staff, Lotus Arc Sets, Crystal Body Light
-





-  KathC~ra, 12 **Reuche** Pillars & Lotus Arc Stanz Shield Clock Template All Density
 -  Krist Code core **Reuche** Template. 45" Axis Sha-LA" Chamber Template " / ,4
 -  45" Axis 12 **Reuche** Pillar, the Templates Eternal Life "Krist Cross" .
 -  0 = 12 **Reuche** Pillar Arc Templates · I 0"7 ·
-

-  .Sequence LotE" **Reuche** Spindles, Rod and Staff and Primary Lotus Arcs 1. Ecka
 -  Pcm LotE" 12 **Reuche** Pillar Se"Urs to anchor through the core Reuche templates of
 -  through the core **Reuche** templates of the 5 Density Shields forming the pcm Density
 -  & pcm primal **Reuche** central Spindles to form within the pcm LotE" template. 3.
 -  of the Staff **Reuche** Spindle to polarize, forming 24 electromagnetic standing Reuche spindle lines;
 -  24 electromagnetic standing **Reuche** spindle lines; 12 spinning cw with the Density 4
 -  Pcm Primal .12 **Reuche** pcm Density Spindle Lines Pcm Staff 1.,2.& 3. 8
-

-  r::" = 12 **Reuche** Core V PillarArcs 45" Axis 45" .Axis Created at
-

-  Pcm LatE" Primary **Reuche** Projection Vortices, . Projection of the 24 LotE" Rod &
 -  activates Pcm LatE" **Reuche** Projection vortices, .pyramidal vortices. 2)LotE" projection vortices polarize
-


-  ceriters by the **Reuche** Vortices enter the DN-4 shield seed atom, intersect with
-

-  Shield Clock with **Reuche** Core, Nodes & 12·Sets of Vector Code Templates
 -  ~ = 12 **Reuche** Core 0"Dimensional Pillar Arc Templates = Dimensional Reuche.
 -  Templates = Dimensional **Reuche**.Yortex . .seals 1 Dimensional Reui:he Core Vortice
 -  s.et, 12 **Reuche** Pillar Arcs & 6-petal LatE" Arc set template at
-


-  13 & LatE" **Reuche** 12 Pillar Set; Reuch• Pillars form Density Stafj & Primal
-

-  Tem~late OneShleldCiocl t **wilh"ReucheCore**, Nod~&1 2·Se baf VtdDr Coda Templates GruaiEihldd~
-

Page: 191

 of the LatA **Reuche** Vortices and forming of the 24 internal and 24 external


Page: 252

 DISTORTION FIELD & **REUCHE** VORTEX- PINEAL ALIGNMENTS -=- +-----H-t____,.,f-- ~~~~~
~~~~~

---

Page: 286


---

 symbol are the **Reuche**. Procedure: Contact Level1 -lechnique- 1: The Eckasha Quick Seal

---

Page: 299


---

 use the Eckasha-**Reuche** image IF you have already been working with the Veca

---

Page: 302

---

 containing either the **Reuche** or a 24 point Star, stationed at the Pineal gland,





---

File : [2004-04\\_Kathara23Diagrams\\_scan.pdf](#)  
Title : Kathara 2-3 Diagram Pack  
Subject : 12 laminated color diagrams from K2-3  
Author : MCEO Freedom Teachings - Ashayana Deane  
Keywords :

---



Page: 1

---

-  the 4-12 **Reuche** Pillar Set of the Veca PCM Density & Primal and
  -  forms between the **Reuche** Vortex Templates of the PCM LotE" Template. 5. The PCM
  -  4-Veca 12-**Reuche** Pillar Sets simultaneously expand the PKA & PCM Templates out
  -  forms between the **Reuche** Vortex Templates of the PKA Loti Template. 6. The Ecka-
- 

Page: 3

---

-  The Ecka Body **Reuche** Vortices & the Ascending & Descending Ecka "Monadic Beam
  -  of the Ecka **Reuche** Vortices anchors the Monadic Beam Sha-LA-a "131h
- 







Page: 4

---

-  Shield Clocks Dimensional **Reuche** <> Vortex Seal Eukatharaista Code , 45 o Axis """"
- 

Page: 6

---

-  13 & LatE" **Reuche** 12 Pillar Sets; Reuche Pillars form Density Staff & Primal
  -  12 Pillar Sets; **Reuche** Pillars form Density Staff & Primal Rod Spindle . Stage-
  -  T Sequence LatE" **Reuche** Spindles, Rod and Staff and Primary Lotus Arcs 12PCM Primal
  -  Arcs 12PCM Primal **Reuche** Spindle L1nes 12 Reuche PCM Density Spindle Lines PHASE2: 24
  -  Spindle L1nes 12 **Reuche** PCM Density Spindle Lines PHASE2: 24 Vertical LatE" Density Staff
  -  Grid Forms LatE" **Reuche** Vortices activate & polarize 24 LatE" Lines creating Internal &
- 







Page: 8










---

-  Shields causes the **Reuche** vortices within each T"iLE"a Plane to activate, in turn Each
- 

Page: 12

---

-  ATOMS, BASE SHIELD, **REUCHE** PILLARS & LOTUS ARCS I.The Seed Atom and Base
-  2. 24 Eckasha **Reuche** Pillars Set Ecka-Lota & Le-e TOR-A Chambers
-  TEMPLATE 3. 24 **Reuche** Pillars Polarise & Bend to Form the 2- 12-Point
-  Anchors the 24 **Reuche** Pillar Arcs (12 Eckasha & 12 Ecka Reuche Pillars)
-  & 12 Ecka **Reuche** Pillars) Within the Ecka Base Shield Setting the Ecka-Lota
-  Base Shield Eckasha **Reuche** " " Pillars & Le-e TOR-A The 24












-  A The 24 **Reuche** Pillars Reuche Vortex Temp" set the template for the 4-
  -  24 Reuche Pillars **Reuche** Vortex Temp" set the template for the 4- Le-e
  -  (between) the **Reuche** Vortex Templates Reuche Pillars The 12 Eckasha Pillars are the
  -  Reuche Vortex Templates **Reuche** Pillars The 12 Eckasha Pillars are the Ad-Don-draea
  -  Pillars. Signet Eckasha **Reuche** Pillars & Le-e TOR-A Chambers The 24 Reuche
  -  Chambers The 24 **Reuche** Pillars are 2 - Sets of 12 Arcing Standing-Wave
  -  Shield the 24 **Reuche** Pillars interact and bend toward each other through the mathematical
  -  The 12 Eckasha **Reuche** Pillars form the 12 - Petal Lotus Arcs of the
  -  the 12- Ecka **Reuche** Pillars form the 12- Petal Ecka-Lota Lotus Arcs within
-

File : [2004-09\\_MichaelMaryLine\\_scan.pdf](#)  
Title : The UK Michael-Mary Line - Handbook  
Subject : The Zendradon, Ecka-Indigo Shiled and Planetary Shield Awakening of the Universal Indigo Sun and Planetary Diamond Sun Host  
Author : MCEO Freedom Teachings - Ashayana Deane  
Keywords :

---




Page: 10

---

-  ATOMS, BASE SHIELD, **REUCHE** PILLARS & LOTUS ARCS 1. The Seed Atom & Base
  -  2. 24 Eckasha **Reuche** Pillars Set Ecka-Lota & Le-e TOR-A Chambers
  -  Basp Shie Id **Reuche** Vortex Templates of Ed<, e .. , ..---==--=:--:"---t,,.....\_ .
  -  Idd The 24 **Reuche** Pillars Reuche Vortex Temp" set the template for the
  -  24 Reuche Pillars **Reuche** Vortex Temp" set the template for the 4-Le-
  -  Chambers 3. 24 **Reuche** Pillars Primary Lotus of the Ecka-Veca Body Creation of
  -  Shield the 24 **Reuche** Pillars Interact & bend toward each other through the mathematical
  -  Primary--~::~:~;;~::~==~ The 24 **Reuche** Pillars are 2- Sets of 12 Arcing Stand ing-Wave
  -  i~ ~ Vt.~ ~ Eckasha **Reuche** ®.. If:" ,.. .., G.. 1!:1:
  -  The 12 Eckasha **Reuche** Pillars form the 12- Petal lotus ArcEs kof ~eta
  -  the 12- Ecka **Reuche** Pillars form the 12- Petal c a o lotus
- 



Page: 11

---

-  the 4- 12 **Reuche** Pillar Set of the Veca PCM Density & Primal and
  -  4-Veca 12-**Reuche** Pillar Sets simultaneously expand the PKA & PCM Templates out
  -  forms between the **Reuche** Vortex Templates of the PKA LotE" Template Radiation Chambers represent
- 



Page: 13

---

-  The Ecka Body **Reuche**.Vortices & the Ascending and Descending Ecka "Monadic
  -  of the E9ka **Reuche** vortices anchors the Monadic Beam Sha·LA·a
- 


Page: 14

---








-  Eternal Creation The **Reuche** Spindle, Rod & Staff, Lotus Arc Sets, Crystal Body Light
  -  structures of the **Reuche** . Spindle, Rod & staff, Lotus Arc Sets, Crystal Body
- 

Page: 15

---



-  ---... LatE" **Reuche** Vortices activata & polarlu 24lotE" Lines t:ryortatBody· Llghl
- 

Page: 17

- 
-  · Sequence LatE" **Reuche** Spindles, Rod and Staff and Primary Lotus Arcs 1. Ecka
  -  Pcm LotE"12 **Reuche** Pillar Se"Urs to anchor through the core Reuche templates of
  -  through the core **Reuche** templates of the 5 Density Shields forming the pcm Density
  -  & pcm primal **Reuche** central Spindles to form within the pcm LatE" template. 4~
  -  of the Staff **Reuche** Spindle to polarize, forming 24 electromagnetic standing Re.uche spindle
  -  the Ecka **Reuche** vortices anchors the Monadic Beam Sha-LA~a "
  -  A B. 12 **Reuche** pcm Density Spindle Unes Pcm Staff 1.,2.& 3. 8
- 




Page: 19

---

-  Pcm LatE" Primary **Reuche** Projection Vortices, Projection of the 24 LatE" Rod & Staff
  -  activates Pcm LatE" **Reuche** Projection vortices, pyramidal vortices. 2) LatE" projection vortices polarize 24
- 




Page: 53

---

-  Logos 0 = **Reuche** Pillars 0 =Double Reuche Pillars •= Reuche Pillars in
  -  0 =Double **Reuche** Pillars •= Reuche Pillars in Sign ets The RA Density
  -  Reuche Pillars •= **Reuche** Pillars in Sign ets The RA Density "Fields of
- 



Page: 54

---

-  Logos 0 = **Reuche** Pillars 0 = Double Reuche Pillars , = Reuche Pillars
  -  0 = Double **Reuche** Pillars , = Reuche Pillars in Signets & project the
  -  Pillars , = **Reuche** Pillars in Signets & project the Le-e TOR-A
- 




Page: 80

---

-  Logos 0 = **Reuche** Pillars 0 = Double Reuche Pillars •= Reuche Pillars
  -  Reuche Pillars •= **Reuche** Pillars in Signets The RA Oens ity "Fields oflota
- 






Page: 82

---


-  The Ecka Body **Reuche** Vortices and the Ascending and Descending "Monadic Beam" •
  -  activates their respective **Reuche** vortice sets, setting the merkabic (1) The Eckasha Body
  -  Ecka Body Priamary **Reuche** Vortices, opening ~he 12:12:12,11:11:11,8:8:
- 

Page: 83

---

-  . 24 Eckasha **Reuche** Pillars Set Ecka-Lota & Le-eTOR-A Chambers Templates
-  me/ The 24 **Reuche** Pillars Reuche Vortex Temp" Th.t Ec::WN Body Anchors
-  24 Reuche Pillars **Reuche** Vortex Temp" Th.t Ec::WN Body Anchors Ihll4 Raudte
-  Ecka But Shlald **Reuche** Vortex Te~plat~s . ~ E<b a... .
-  Shield the 24 **Reuche** Pillars interact & bend toward each other through the mathematical



 Ullu>~~~~==~ The 24 **Reuche** Pillars are 2-Seis of 12 Arcing Standing-Wave Pillars that

 J ~ Eckasha **Reuche** ®. • • :;:;:Mr @ • . !!:.~ ~


 The 12 Eckasha **Reuche** Pillars form the 12 ~ Petal Lotus ArcEs kof

 the 12- Ecka **Reuche** Pillars form the 12- Petal c a- O Lotus Arcr.


---

Page: 105

---

 TA Spiral & **Reuche** Base Shield Template Inhale-Contraction Pillars Incoming Electrical Ethos  
+


 4-Way- **Reuche** Chakra horizontal vortices that step-down frequency from the large

 the large vertical **Reuche** Vortices Magnetic outgoing upward moving spiral Eiros-ve from Ethos+

---

Page: 113

---


 -THE 12 **REUCHE** PILLAR ARCS - 1 Coast of Sierra Leone NWAfrlca 7


---


Page: 114


---


 **REUCHE** PILLAR STARBURSTS- 360: DATELINES .Pillar Starburst Initiates with: i)

 -THE 12 **REUCHE** PILLAR ARCS~ 1 Coast of Sierra Leone NW Africa 7


 W Africa . - **Reuche**-a & Reusha-TA Probability Tinie-Line-Shift &12

 Shift &12 **Reuche** Scepter Pillar · Anchoring Dates Summary Cbart Date! Fiequency Shifts

 2003 Hetharo · **Reuche** Scepter Pillar-13 initiates May 27-Juna 3, 2003 Subharmonic-


 13 2QOJ ~ **Reuche** Scepter PiOar-13 Consummates!Aciivates &.Scepter Reuche Pi//ar-


 Aciivates &.Scepter **Reuche** Pi//ar-1 Inilfates Post Hethalon Rauch a-a Subharmonic


 December 21, 2003 **Reuche** Scepter Pi//ar-1 Consummates!AcUvafes December 21-24,

 3 August12, 2004 **Reuche** Scepter Pil/ar-2 tniffates December 21, 2004 . ReucM


 August 12, 2005 **Reuche** Scepter PU/ar-3/nitlates December 21, 2005 · Reuche

 21, 2005 · **Reuche** Scepter Pil/ar-3 Cansumniatas!Actlvates December 21-"24, 2005


 August 12, 2008 **ReuChe** Scepter Pillar-(! Initiates December 21, 2008 Reuche Scepter Pillar-6


 December 21, 2008 **Reuche** Scepter Pillar-6 Consummatei"Actlvatas December 21,2008 Subhannonlc: 12 of

 August 12, 2009 **Reuche** Scepter PiUar-7/nitlates December 21, 2009 Reuche Scepter Pil/

 December 21, 2009 **Reuche** Scepter Pil/ar-7 Consummates/Activates DeC2mbor21, 2009-Subhannonlc·

 August12, 2010 · **Reuche** Scepter Pillar-8/nitiales December 21, 2010 Reuche Scepter Pillar,

 December 21, 2010 **Reuche** Scepter Pillar,a Consummates/Activates December 21, 2010 Subharmonic·

 December 21, 2011 **Reuche** Scepter Pillar-g Consummates/Activates December 21,2011 Subhannonlc-3 of



ugusf 12, 2012 **Reuche** ScepterPil/aro-10-11-12/nitiata . . December 21,



December 21, 2012 **Reuche** Scepter P/Ilars-10.11-12 Consummate/Aclivate December  
21,2012 Voyagers

---

File : [2004\\_APindex\\_scan.pdf](#)  
Title : Index of AP publications through 2003  
Subject : Index reference for early printed materials  
Author : MCEO Freedom Teachings  
Keywords :

---

Page: 3

---

 HB 50 12 **Reuche** Sceptre Arcs DFLo-HB 1 6 12 Sacred Master Psonns

---

Page: 6


---

 Core of the **Reuche** Veca Universal Clock CCR-HB 17 8th-dimensional Frequency CS-

---

Page: 8

---

 Anchoring the 12 **Reuche** Pillars & Amoraea Arcs Anchoring the 5th-Dimensional Archetype Advanced

---

Page: 10


---

 Anchoring the 12 **Reuche** Pillars & the Photo-Sonic Amoraea Arcs DFF-HB 101C

---

Page: 20


---

 Creation & 12 **Reuche** Pillars SSC-HB 14 Cosmic Lightbulbs and Soundbites DFLi-HB

---

Page: 27

---

 6 Downstepping 12 **Reuche** Pillars DFLo-HB 1 5 Downstepping Cosmic Creation DFLo-HB

---

Page: 29

---

 Krist" & 12 **Reuche** Pillars SSC-HB 12 Eck-a-shic Record CS-HB

---

Page: 65

---


 Arc Project- 12 **Reuche** Pillars & Amoraea Arcs DFF-HB 103 Planetary Arc of


---

Page: 70

---


 VV-2/B **Reuche** Eckasha Core Code DFLi-HB Reuche Pillars - 12 PHX-

 Code DFLi-HB **Reuche** Pillars - 12 PHX-HB Reuche Pillars - 12 PHX-

 12 PHX-HB **Reuche** Pillars - 12 PHX-HB Reuche Scepters- Embodied DFLo-HB

 12 PHX-HB **Reuche** Scepters- Embodied DFLo-HB Reuchea DFLo-HB Reuches- Codes of

 Embodied DFLo-HB **Reuchea** DFLo-HB Reuches- Codes of the Templar DFLo-HB Jan

 Reuchea DFLo-HB **Reuches**- Codes of the Templar DFLo-HB Jan 2004 68 4

---





File : [2004\\_CodeColoringBook-NEEDSReucheFIX\\_scan.pdf](#)  
Title : Book of Charms - Coloring Book  
Subject : NOTE: several Reuche"s are distorted and still need to be fixed  
Author : MCEO Freedom Teachings - Ashayana Deane  
Keywords :

---

#### Document Metadata

---

 Subject: NOTE: several **Reuche"s** are distorted and still need to be fixed

 Found 1 instance(s) in additional metadata




---

File : [2005-01\\_KethradonAwakeningDiary\\_scan.pdf](#)  
Title : Kethradon Awakening - Workshop Diary  
Subject : India trip journal  
Author : MCEO Freedom Teachings  
Keywords :

---

Page: 2

---

-  activation of a **Reuche** pillar. Pillar 13 activated in Hethalon 2003, and now 17
  -  All the subsequent **Reuche** Pillars will S T ARburst in sequence 17 months after
  -  after the corresponding **Reuche** pillar activation. The ST ARbursts are like small controlled versions
- 


Page: 3

---

-  of the 13 **Reuche** pillars and a complex network that when opened/activated, connects
- 

Page: 7

---



-  performing a certain **Reuche** Stand involving the Rama System when they were attacked. This
-

File : [2005-01\\_KethradonAwakening\\_scan.pdf](#)  
Title : Kethradon Awakening - Handbook  
Subject : Indigo India and the Kethradon Awakening Starburst 13 and the Gifts of Rama  
Author : MCEO Freedom Teachings - Ashayana Deane  
Keywords :

---







Page: 1

---

-  Dynamics-2: Veca **Reuche** Pillar Starburst.Phase-Sequence Initiation Starburst Dynamics-3: Veca Pillar
  -  tinctPhase-Sequences (.**Reuche** Pillar Starburst Phase-Sequence, Red Pulse Phase-Sequence and Dimensional
- 

Page: 2

---






-  Initiates: General Veca **Reuche** Pillar "Reu-sha-TA Reset Cycle" is triggered within
  -  Reset Cycle (**Reuche** Pillar Reset Cycle) initiates low to high Reuche Pillar activation
  -  low to high **Reuche** Pillar activation and corresponding time-shift following initial Veca Reuche
  -  following initial Veca **Reuche** Central Pillar-13 Initiation-Activation during Hetharo-H.ethalon. (
  -  D-13 Veca **Reuche** Pillar-13 "Veca Monadic Beam" anchors, initiates (Hetharo
  -  D-1 Veca **Reuche** Pillar-1 anchors, initiates (August 12-13, 2003) and
- 

Page: 3

---

-  2005) 6. Eckasha **Reuche** Pillar~13 Releases "Ghost Rider"" Cord in Eckasha-Veca
-  A and Eckasha **Reuche** Pillars within the Eckasha and Veca Reuche Pillar Templates. E;
-  Eckasha and Veca **Reuche** Pillar Templates. E;ckasha Reuche Pinar-13 sends "GHOST
-  Templates. E;ckasha **Reuche** Pinar-13 sends "GHOST RIDER" Cord downward through Eckasha
-  Eckasha and Veca **Reuche** Pillar-13 Monadic Beam to initiate rapid acceleration of Eckasha
-  Starburst Response Eckasha **Reuche** Pillar Gate-Sea/ Activation and Eckasha Reuche Pi/lar-13
-  Activation and Eckasha **Reuche** Pi/lar-13 "Ghost Rider" descent) 7. Eckasha "
-  Eckasha and Veca **Reuche** Pillar Shield-13 "Monadic Core". Monadic Core frequency acceleration
-  s • . **Reuche** Pillar Starburst Phase-Sequence Initiates at Monadic Core Critical Mass
-  2005), the following **Reuche** Pillar Starburst Phase-Sequence of Templar Dynamics occurs first for
-  as a "**Reuche** Pillar Starburst Phase-Sequence Cycle" for EACH of the 12
-  12 Eckasha-Veca **Reuche** Pillars and their corresponding Dimensional Templar components, progressing along the
- 












scheduled natural sequential **Reuche** Pillar activation cycle of the Reu.-Sha-TA Reset cycle.

-  Dynamics-2: Veca **Reuche** Pillar Starburst Phase-Sequence Initiatio1. I. The Quickening: 12 to
-  as the Ecka **Reuche** Pillar Starburst Cycle completes, the Veca Monadic Core reaches "
-  the corresponding VECA **Reuche** Pillar. Step-down reverberations from the Ecka Reuche Pillar Starburst
-  from the Ecka **Reuche** Pillar Starburst Cycle will be felt in the Veca Shields
-  a Dimensional Veca **Reuche** Pillar Anchors, Initiates and completes its cycle to Activation, and

---

Page: 4




---

-  DAY -4 **Reuche** Pillar Starburst Phase-Sequence: Veca Pillar-13 Friday January 21-
-  Line and Eckasha **Reuche** Pillar anchor in Veca Pillar Shield 2 3 A. Veca
-  the corresponding Eckasha **Reuche** Pillar in the Eckasha Base Shield sends a downward vertical
-  causing the Eckasha **Reuche** Pillar corresponding to the Veca Pillar number to release downward
-  full-harmonic Eckasha **Reuche** Pillar into the corresponding smaller Veca Pillar Shield. Anchoring of
-  of the Eckasha **Reuche** Pillar within theVeca Pillar Shield Initiates the "Crack-Wave"
-  the anchoring Eckasha **Reuche** Pillar, the Keylon-Crystals of the Veca PiHar Shield begin
-  with the Eckasha **Reuche** Pillar Standing-wave, which causes the cracking Keylon unit fragments
-  with the Eckasha **Reuche** Pillar. The progressive axis shift and tilt of Keylon unit
-  with the Eckasha **Reuche** PiHar. "N!len all dimensional sub-harmonics of Keylon
-  with the. Eckasha **Reuche** Pillar. (initiates Day-1 and builds for 3 days

---

Page: 5

---

-  of the Veca **Reuche** Pillar Starburst Cycle. Through "Star Rider" Planetary Shields Clinics
-  DAY ~7 **Reuche** Pillar Starburst Phase-Sequence: Veca Pillar-13 Tuesday January 25-
-  the corresponding Veca **Reuche** Pillar, until the Diffusion Wav~, Keylon fragment transfer and Veca

---

Page: 7


---

-  DAY ·8 **Reuche** Pillar Starburst Phase-Sequence: Veca Pillar-13 Thursday January 27-

---

Page: 8

---

-  to DAY-12 **Reuche** Pillar Starburst Phase-Sequence: Veca Pnlar -13 Friday January 2B

---

Page: 9

---

-  DAY ·13 **Reuche** Pillar Starburst Phase-Sequence: Veca Pillar-13 Tuesday February 1-

---

Page: 21





to the general **Reuche** Pillar Reu-sha-TA Reset Cycle schedule, which is set

---

File : [2005-03\\_IntroKathara4\\_scan.pdf](#)  
Title : Elements of Kathara 4 - Handbook  
Subject : Installment 1 - the Eiradon Awakening, the Voyager Trinity Time Wave,  
Ra-Sha-LA Restoration, the Ah-Seu-Ra-Shan State and the Hon"a-til-E-a  
Run  
Author : MCEO Freedom Teachings - Ashayana Deane  
Keywords :

---

Page: 66


---

 to the Planetary **Reuche** Pillar Starburst Cycle. The clients" Core-Cave of Creation will

---

Page: 73

---

 Crystal Eckasha Heliotalic **Reuche** ~::nJr: . .... -Ecka Base Shield ----~T- Khemalohatea







---

File : [2005-03\\_KeysMasteringAscension\\_scan.pdf](#)  
Title : Keys for Mastering Ascension  
Subject : Kathara Team Module studying the Veca codes  
Author : MCEO Freedom Teachings  
Keywords :

---

Page: 10






---

 of the Eckasha **Reuche**. The center part 1n the Eckasha, the Reuche holds the  
 the Eckasha, the **Reuche** holds the Intrinsic coding for the formation of Light and  
 and things. The **Reuche** can be used as a Vehicle to visit the Halls  
 codes, Hke the **Reuche** in the Eckasha, it won"t work and 11 won"t hurt  
 Krist Code core **Reuche** Template. The 12 Reuche pillars are also known as the  
 Template. The 12 **Reuche** pillars are also known as the Eternal life "Krist

---

Page: 12





---

 Veca 12, and **Reuche** 12 Lock Key Codes initiated within the Universal Veca Shields  
 of the 12-**Reuche** Scepter Pillars of the "Cosmic Clock" Reuche God Seed  
 "Cosmic Clock" **Reuche** God Seed Core. The Cosmic 12:12:12:12 Activation  
 the "13th **Reuche** Pillar; the Eckasha-Aah-Amoraea Cosmic entry of the "  
 ONE Codes" - **Reuche**-1, Scepter-1, Ecka-1, KRIST-1. Reushaia and Thun-

---

Page: 13




---

 the inner 12 **Reuche** pillars. Activation of the inner 12 Reuche Scepter Pinars neutralizes  
 the inner 12 **Reuche** Scepter Pinars neutralizes metatronic 1mplants and prevents D13R blue  
tire  
 "ONE Codes"- **Reuche**-1, Scepter-1, Ecka-1, KRIST-1. You can consolidate  
 Clock. The 12 **Reuche** Scepter Pillars of the Cosmic Clock "Ride on the

---

Page: 14




---

 12 Veca-12; **Reuche**-12) must first activate the outer Cosmic-Universal Radial Bodies  
 pillar and subsequent **reuche** pillars to come down into the Veca system The 12:  
 Shield, the 24 **Reuche** Pdlars Interact and bend toward each other through the mathematical

---

Page: 24

---

 link into the **Reuche** Pillar Scepter Arcs of the Planetary-Galacbc..Umversai-God World  
 RadiSI Body levels **REUCHES**- Codes of the Templar. govern the Eckasha-Aah level.  


the 12 Templar **Reuche** Codes of the God Seed Eckasha-Aah TEMPLATE PILLARS ("



begin activation. Templar **Reuche** Code activation in the DNA Template creates temporary 48th sub-



be accessed. Templar **Reuche** Code activation also allows beings with less than 48 active

---

Page: 25

---



Ecka, Scepter. Templar **Reuche** and Krist Codes. The Shield Codes are also called Hellotalic



A. T emplar **Reuche** Codes open Radial Bodies between the Eckasha-A and


---

File : [2005-05\\_EthradonAwakeningDiary\\_scan.pdf](#)  
Title : Ethradon Awakening - Diary  
Subject : Morocco Workshop Diary  
Author : MCEO Freedom Teachings  
Keywords :

---

Page: 1


---

 ourselves for the **Reuche** Rountable that we were going Copyright A"shayana & A"hzayana Deane,

---

Page: 5

---

 beach in the **Reuche** configuration and with Ash, Aza "n mac in the


---


File : [2005-10\\_EngagingGodLanguages\\_scan.pdf](#)  
Title : Engaging the God Languages - Handbook  
Subject : Discover the languages of creation and how to use them to embody your God-Self  
Author : MCEO Freedom Teachings - Kathara Team  
Keywords :


---


Page: 22


---


 is called the **Reuche**. The Reuche holds the intrinsic coding for the formation of


 the Reuche. The **Reuche** holds the intrinsic coding for the formation of Light and

 Sound. The 12 **Reuche** pillars are also known as the Eternal Life "Krist

 codes, like the **Reuche** in the Eckasha, it won't hurt you; it just won't

 is called the **Reuche**. The Reuche is the shape that's the core of the

 the Reuche. The **Reuche** is the shape that's the core of the Eckasha Symbol

 we wear. The **Reuche** are the first 12 pillars of Pre- The MCEO Freedom


---

File : [2005-10\\_WhispersRashaReishATranscript\\_scan.pdf](#)  
Title : Whispers of the Rasha ReishA (workshop transcript)  
Subject : Partial transcript for the Whispers Ws (where upstep to HaaTUrs occurred)  
Author : MCEO Freedom Teachings  
Keywords :

---

Page: 3


---


 what"s called the **Reuche** pattern. It is the natural core pattern of the planetary


---

Page: 32

---

 something called the **Reuche**, which is this configuration. Picture that flat on the shield

 also have the **Reuche**. We"ll see later that Kathara grids and Reuches actually go

 Kathara grids and **Reuches** actually go together. Actually I can show you here. You


---

File : [2006-02\\_TreasuresOfTheTowerDiary\\_scan.pdf](#)  
Title : Treasures of the Tower - Diary  
Subject : Workshop diary  
Author : MCEO Freedom Teachings  
Keywords :

---

Page: 2


---

 be anchored into **Reuche** 13 and the Indigo Shield will then assist in bringing

---

Page: 7

---

 however show the **Reuche** configuration points that surround each Arc gate centre (13th

---




File : [2006-04\\_AnatomyOfTime\\_scan.pdf](#)  
Title : Anatomy of Time  
Subject : Anatomy of Time Kathara Team Module  
Author : MCEO Freedom Teachings  
Keywords :

---

Page: 9


---


 timelines are called **Reuche**-a probability lines. Other timelines are based on full harmonics,

---

Page: 10

---


 opportunities, including both **Reuche**-a and Reusha-TA timelines, are part of the natural

 time leaps between **Reuche**-a and Reusha-TA probability lines represent a rapid spike

---

Page: 12

---

 complete form. Each **reuche** pillar or dimensional pattern (emanating from the Eckasha level)

---

File : [2006-08\\_SacredSexDiary\\_scan.pdf](#)  
Title : Sacred Sex 2 - Diary  
Subject : Workshop Diary  
Author : MCEO Freedom Teachings  
Keywords :

---

Page: 2

---



has a natural **Reuche** configuration and we are beginning the process of restoring this


---

File : [2006-10\\_IntroToMonad\\_scan.pdf](#)  
Title : Intro to the Monad  
Subject : The Spark of the Living Flame  
Author : MCEO Freedom Teachings - Ashayana Deane  
Keywords :

---

Page: 5

---


 form of the **Reuche**, the symbol at the center of the Eckasha Veca Code.


---

Page: 8

---

 the Monad, the **Reuche** Pillars, the Kathara <sup>TM</sup> Grid, the DNA---all based on

 the whole. The **Reuche** is formed as follows: The 12 and 6 points are

 Seeds, the Monads, **Reuche** pillars, etc. The Primal God-Seeds are those that hold

---

Page: 14


---

 subfrequency bands, 12 **Reuche** Pillars, Kathara <sup>TM</sup> Centers and Merkaba Fields. The Kathara <sup>TM</sup>

---

Page: 20

---

 pillars of the **Reuche**, or 8 outer flames of the Monad. The harmonics are

---

File : [2006-10\\_SacredSexClass\\_scan.pdf](#)

Title : Sacred Sex Class

Subject : Questions and Answers


Author : MCEO Freedom Teachings

Keywords :

---

Page: 18


---


 resetting the 12 **Reuche** Pillars. 2. Why was the Host Mat1ix anchored at Arc

---

Page: 23

---


 reality field. 5. **Reuche** Time Shifts: Planetary merkaba acceleration points, through which the planetary


 another frequency band. **Reuche** shifts have been occurring on planet since 2003. 6. Moda-


---


Page: 60

---

 types of polarized **Reuche** Pillars that arc towards each other. (b) What causes

 • (a) **Reuche** Pillars of opposite charge, i.e. magnetic Pillars and electrical


 other attributes of **Reuche** Pillars that create arcing. (b) What movement of the

 movement of the **Reuche** template does this arcing create, and what is generated as

---

Page: 62

---


 flame supplies the **Reuche** Pillars with frequency that polarizes the Pillars into magnetic and

---

Page: 64

---

 Flame Body. 11. **Reuche** Pillars: These are standing-wave Pillars from the Eckasha-Aah

 rooted to the **Reuche** Template at the bottom, so the top of the template

 that polarizes the **Reuche** Pillars is the \_\_ . (a) Eiros Flame from




---

File : [2007-04\\_Kathara23Sect7-8\\_scan.pdf](#)  
Title : Kathara 2-3 Sections 7 & 8 Module  
Subject : Kathara Team Module expanding the technical details of Kathara 2-3  
Author : MCEO Freedom Teachings  
Keywords :

---

Page: 2


---

|                                                                                                                               |    |
|-------------------------------------------------------------------------------------------------------------------------------|----|
|  LotE .....                                  | 18 |
|  Spindles, Rod and Staff, Primary Arcs ..... | 20 |
|  Shield Clock .....                          |    |

---

Page: 5








---

 pattern of the **Reuche**, into 4 quadrant flames, each of which has a goo

---

Page: 8



---

 Veca, the Eckasha **Reuche** Pillars anchor and set what are called Chamber Templates into  
 base shield. The **Reuche** points are not just points, but become pillars of consciousness  
 reality fields. The **Reuche** Pillars are arcing standing-wave pillars that emerge from the  
 Body Anchors~ 24 **Reuche** Pillar Arcs (12 Eckasha &12 Ecka Re!Xhe  
 . == The **Reuche** Pillars are grouped in sets of 3, with the 3-  
 it causes the **Reuche** Pillars to also spin. (The seed atoms of the  
 each other.) The **Reuche** Pillar spin makes each set of 3 form a vortex

---

Page: 9






---

 total of 24 **Reuche** Pillars anchored at this point of creating the Ecka-Veca,  
 T h andthe **12EckaReuchePitlarsfonthe** rea 1ty, t1me, an P YSICa orm. e StrUctUre 12-

---

Page: 10



---

 the Veca 12 **Reuche** Pillar Set, exactly as occurred for the Ecka. The Veca  
 Ecka. The Veca **Reuche** Pillar Sets spin and create vortices that create chambers in  
 its set of **Reuche** Pillars, and they all expand out simultaneously. This expands the  
 AnchOIS the 24 **Reuche** Pillar Ivcs (12 Ecl<asha &12 Ecka Reuche  
 &12 Ecka **Reuche** Pillars) Within the Ecka Base Sh.,ld Setting the Ecka-

---

Page: 11




---

 form between the **Reuche** Vortices of the LotE, and the Shaddi Chambers form between  
 form between the **Reuche** Vortices of the Loti. (Particum LotE shown on left

---



Page: 15

---

-  The Ecka Body **Reuche** Vortices and the Ascending and Descending "Monadic Beam" Initiating
  -  the Ecka primary **Reuche** Vortices (the ones that create the Le-e-TOR-
  -  atoms, activates the **Reuche** Vortice Sets of all three Crystal Bodies, sets the merkabic
- 








Page: 17

---

-  Pillar Set; the **Reuche** Pillars form the Density Staff and Primal Rod Spindles. Phase
  -  forms The LotE **Reuche** Vortices activate and polarize the 24 LotE Lines, creating internal
- 





Page: 20

---

-  P015 P014 **Reuche** Spindles, Rod and Staff, Primary Arcs (Figure 15, 16)
  -  causes the 12 **Reuche** Pillars to anchor through the core Reuche templates of all
  -  through the core **Reuche** templates of all 5 density shields , for both the
  -  Grids. As the **Reuche** Pillars form SE"UR Pillars (spinning Pillars of Light and
  -  spin of the **Reuche** Pillars that anchor upward through the density shields. The Dimension
  -  form from its **Reuche** Pillars to spin clockwise. Its Ethos Monad also has an
  -  spin, and the **Reuche** Pillars that anchor from it spin counterclockwise. These opposite spins
- 




Page: 22

---

-  Krist-Kathara, t2 **Reuche** Pillars & Lotus Arc Stanz Shield Clock Template All Dtnsity
  -  central seed atom, **Reuche** Pillars, Sha-LA-a Chambers, a central Kathara Grid with
  -  that energy. The **Reuche** Centers and Nodes hold different kinds of information. The Reuche,
  -  of information. The **Reuche**, among other things, holds the core pattern of Partiki phasing.
- 



Page: 23

---

-  dimension. If the **Reuche** and The24stallspindle pillar lines downstep lhroughthesNeldS<Od
  -  atom, travel through
  -  numbering of the **Reuche** Centers and Nodes are different. This is one of the
- 

Page: 24

---

-  Lines activates the **Reuche** Vortices (the pyramidal vortices formed by the Reuche), further
  -  formed by the **Reuche**), further polarizing the LotE Lines. One set of LotE Lines
- 



Page: 25

---

-  spinning of the **Reuche** Vortices are projected outwards, and form an external Light Grid
- 

Page: 32

---

-  created by the **Reuche** Vortices. As the density shields with in the Lotosphere rotate,
-  Lotosphere rotate, the **Reuche** Vortices activate, causing both the Axi-A-Tonal and Meridian



Rod and Staff **Reuche** Spindles Figure 16 Creation of the Primary Lotus Arc Set


---

File : [2007-05\\_KRYSTHLRiverDanceDiary\\_scan.pdf](#)  
Title : KRYSTal River Dance - Diary  
Subject : The KRYSTal River Dance 1st Dance of the Cycle of the Last Stands -  
Workshop Diary  
Author : MCEO Freedom Teachings  
Keywords :

---

Page: 6

---

 2 in the **Reuche** Stand and wow! What a lovely view of Stargate 5!

---







File : [2007-05\\_KRYSTHLRiverDanceHandbook\\_scan.pdf](#)  
Title : The KRYSTHL River Dance  
Subject : 1st Dance of the Cycle of "Last Stands"  
Author : MCEO Freedom Teachings - Ashayana Deane  
Keywords :

---

Page: 27

---



-  for a "**Reuche**" made of White Light-Points that is at the top
  -  the White Light **Reuche** until your feet "touch ground". Look around and notice
  -  the White Light **Reuche**, and that in front of you stands a fountain that
  -  the White Light **Reuche** and the sides of the circumference of the "Flame"
-

File : [2007-09\\_GodWorlds\\_scan.pdf](#)  
Title : Exploring the God Worlds - Handbook  
Subject : Stair step creation  
Author : MCEO Freedom Teachings - Kathara Team  
Keywords :

---







Page: 43

---

-  Plus: 1 Ecka-**Reuche**" Highest Inner God-Seed Core, the 15 Reuche God-Seed
  -  Core, the 15 **Reuche** God-Seed Worlds, The Cosmic Kathara Grid Template, the Cruxansatea
- 




Page: 44

---

-  to as the **Reuche** Density Locks. We use the Reuche Codes to work with
  -  We use the **Reuche** Codes to work with these particular locks. Here we have
  -  is Zero Point **Reuche** Lock. And then at the center we have a composite
  -  both orientations. The **Reuche** Density Lock 2 at center has this composite structure (
  -  associated with the **Reuche** Density Locks are the Reuche Codes. Time Portals and Dimensional
  -  Locks are the **Reuche** Codes. Time Portals and Dimensional Locks We also have time
- 


Page: 45

---

-  Scepters and the **Reuche** ELEMENTS OF THE Eckasha-Aah 1A) ManU VOID, 1st Partiki
  -  Created the 12 **Reuche** Scepters, the 12 Primary Cosmic Cruxansatea Eckasha Merkaba Fields By
  -  Sustained. The 12 **Reuche** perpetually Transmit and Receive God-Force Currents. 1: Ihe Yunasai
- 







Page: 48












---

-  Downstepping the 12 **Reuche** Scepter Pillars Through vibrational interaction of consciousness within the Cosmic
- 

Page: 49

---



-  **Reuche** Scepter Pillars, which together form the first scalar-wave-field
-  program, the 12 **Reuche** Scepter Pillars vibrationally interact within the Yunasai, creating an opening
-  center of the **Reuche** Scepter circle directly into the ManU Force field of first
-  Source. The 12 **Reuche** Scepter Pillars interact with the ManU field, causing a quantity
-  center of the **Reuche** circle. Through the ManU Window, the Amoraea Wave circulates pulses
-  ARCS: The 12 **Reuche** Scepter Arcs and the Cosmic Shield Through vibrational interaction with

-  Flame the 12 **Reuche** Scepter Pillar columnar waves bend toward the Reuche center to
-  bend toward the **Reuche** center to form 12 arcs of consciousness, 6 EirA Force
-  called the 12 **Reuche** Scepter Arcs. The EirA and ManA Force arcs pass together
-  Window at the **Reuche** center, blending and replicating their vibrational content within the Ecka-
-  called the 12 **Reuche** Scepter Shields, which are linked together through a central Tri-
-  of the 12 **Reuche** Scepter Shields forms a living circuit of counter-rotating God
-  consciousness from the **Reuche** and Yunasai field and contracts it back to God Source
-  the Yunasai and **Reuche** Shields for manifestation. The synchronized rotation of the 12 counter-
-  12 counter-rotating **Reuche** Scepter Shields, held perpetually together through the central Shield of
-  of the 12 **Reuche** Scepter Shields and the Amoraea Shield create a perpetual motion
-  smaller bi-polar **Reuche** Scepter Currents that are entwined together through the central Tri-

---

Page: 50

---

-  ManU Flame at **Reuche** center) a perfectly balanced, spinning, electromagnetic force field in the
-  Flame ManU Window **Reuche** center point (Zero Point) creating the core or "

---

Page: 52









---

-  2: The 12 **Reuche** Scepters .-=-~0 12 ,,,~ "\ 8 "It ,

---

Page: 53





---




-  called the 12 **Reuche** Scepter Pillars, which together form the first scalar wave field
-  World of Creation. **Reuche** Scepter Pillars Next we come to the development of the
-  development of the **Reuche** Scepter Pillars, another very important structure within the creation process
-  emergence of the **Reuche** Pillars within Creation. There is a particular sequence in which
-  points on the **Reuche** pattern. So, the core polarizes, downsteps, and creates a 12
-  point within the **Reuche** pattern. The next stage of downstepping is that this pattern
-  points of the **Reuche** 3 The Reuche God-Seed Core pattern. A (Cosmic
-  Reuche 3 The **Reuche** God-Seed Core pattern. A (Cosmic Clock of Creation)

---

Page: 54

---




















-  core of the **Reuche**. So they have particular significance in relation to the orientation
-  emergence of the **Reuche** pattern has significance as far as the positions we see
-  that form the **Reuche** pattern polarize ManA and EirA. The ManA points are represented
-  points on the **Reuche** pattern forms a standing column of sound and light. They

 are the original **Reuche** Pillars (Figure 22, center of teardrop figure). Each point  
 spins. The ManA **Reuche** positions are spinning in a clockwise direction; the EirA positions  
 Program, the 12 **Reuche** Scepter Pillars vibrationally interact within the Yunasai, within the composite

---

Page: 56








---


 center of the **Reuche** Scepter Circle directly into the ManU Force Field of First  
 Source. 4 12 **Reuche** Scepter Pillars The 12 Reuche Scepter Pillars interact with the  
 Pillars The 12 **Reuche** Scepter Pillars interact with the ManU Field causing a quantity  
 center of the **Reuche** circle (Figure 22c). Through the ManU Window, the Amoraea  
 We have the **Reuche** Pillars beginning to interact with the ManU Window, and creating  
 Arcs, the 12 **Reuche** Scepter Arcs and the Cosmic Shield. Figure 22c 6 surrounds  
 Flame, the 12 **Reuche** Scepter Pillar Columnar Waves bend toward the Reuche center to  
 bend toward the **Reuche** center to form 12 Arcs of Consciousness: 6 EirA Force  
 called the 12 **Reuche** Scepter Arcs. The EirA and ManA Force Arcs pass through  
 Window at the **Reuche** center, blending and replicating their vibrational content, within the  
Ecka  
 called the 12 **Reuche** Scepter Shields. These are linked together through a central tri-  
 ManU Flame. 12 **Reuche** Scepter Arcs Through vibrational interaction with the Amoraea  
Wave-Pillar  
 Flame the 12 **Reuche** Scepter Pillar Columnar Waves bend toward the Reuche center to  
 bend toward the **Reuche** center to form 12 Arcs of Consciousness,6 EirA force  
 called the 12 **Reuche** Scepter Arcs Finura ??r The MCEO Freedom Teachings®  
 of the 12 **Reuche** Scepter Shields forms a living circle of counter-rotating God  
 consciousness from the **Reuche** and Yunasai Field and contracts it back to God-Source  
 the Yunasai and **Reuche** Shields for manifestation. The synchronized rotation of the 12  
counter-  
 12 counter-rotating **Reuche** Scepter Shields held perpetually together through the central  
Shield of

---

Page: 57

---


 are the 12 **Reuche** Scepter Pillars with the ManU Window at the core. The  
 shows the 12 **Reuche** Scepter Arcs and the 12 Reuche points, 6 ManA, 6  
 and the 12 **Reuche** points, 6 ManA, 6 EirA, each forming a Shield. The  
 opposite pair of **Reuche** Pillars has opposite polarity. Reuche Pillars we can see that  
 has opposite polarity. **Reuche** Pillars we can see that they form EirA-ManA pairs.  
 the Scepter 1 **Reuche** scepter Arc & its Pillars. This intricate interaction between the  
 of the 12 **Reuche** Scepter Shields and the Amoraea Shield create perpetual motion living

 smaller bi-polar **Reuche** Scepter currents that are intertwined through the central tri-polar

---

Page: 58


---

 ManA ... the **Reuche** arcs create a circulation of current within the cosmic structure.

---

Page: 60

---

 Flame at the **Reuche** center, a perfectly balanced spinning electromagnetic force field in the

 On" of the **Reuche"s** Standing ~ Wave Points makes the Stationary Columnar "" Waves

---

Page: 61


---

 Flame, ManU Window **Reuche** Center Point or Zero Point. They create the core or

---

Page: 62


---

 Core God-World **Reuche** Scepters - the Cosmic Arcs Figure 24: The Core God

---

Page: 66

---

 Kristos to the **Reuchea**, Krystallah, Amoraea Central Flame, Manu\_Azurite Core Crystal & Yunasal


---

File : [2007-11\\_AmsterdamClass\\_scan.pdf](#)  
Title : Amsterdam Class  
Subject : Multiple Choice Questions and Answers  
Author : MCEO Freedom Teachings  
Keywords :

---

Page: 24


---

 1. Reuch & **Reuche**; 2. Reusha; 3. Reusha-A; and 4. Reusha-TA. 9.

---

Page: 28


---

 1. Reuch & **Reuche**; 2. Reusha; 3. Reusha-A; and 4. Reusha-TA. The

---

Page: 35

---

 The form of the **Reuche**. (c) The form of a Sphere. (d) The


---

File : [2007-11\\_LegacyOfLostTranscript.pdf](#)  
Title : Legacy of the Lost (Amsterdam workshop transcript)  
Subject : Legacy of the Lost, Freedoms of the Found, the Milky Way Mysteries, Halls of Records and the Jesus Codes  
Author : MCEO Freedom Teachings  
Keywords :

---

Page: 32


---

 what was called **Reuche** Pillar Activation and Crisis Intervention Status. The Kryst work focus

---

Page: 112


---


 what"s called a **Reuche** Cluster of cells. And then that goes in and comes


---

Page: 113

---

 you have the **Reuche**, the Reusha, the Reusha-A and the Reusha-TA, is


 at is the **Reuche** form, like on our necklaces, the Reuche form. But four

 our necklaces, the **Reuche** form. But four expansions of it embedded within each other:

---

Page: 142

---

 looking at that **Reuche** shape, like the necklaces that we have out there. You


---


File : [2007\\_12TribesVol1\\_scan.pdf](#)  
Title : 12 Tribes Vol 1 transcript  
Subject : scan of the 12 Tribes Volume 1 binder  
Author : MCEO Freedom Teachings  
Keywords :

---

Page: 93

---

 look like the **Reuche**, but not the drawing of the Reuche, they look like

 drawing of the **Reuche**, they look like if you would trace the outside lines

---

Page: 191


---

 what's called the **Reuche** T A Cycle which is a Takeyon Cycle but it's

---

Page: 192


---

 Axis-7-8 **Reuche** T A Cycle plus the RaSh ala Cycle, which is

---

Page: 242

---


 looks like our **Reuche** not the circle thing but it will be the kind


 version of the **Reuche**. I think there is a Celtic cross that looks something

---

Page: 551

---

 rs and the **Reuches** 1 : The Yunasai • Point of All Union OIJ

 Kristos to the **Reuchea**, Krystatlah. Arroraea Central Flame, Manu\_Azurite Core Crystal & Yunasai

---





File : [2007\\_12TribesVol2\\_scan.pdf](#)  
Title : 12 Tribes Volume 2 transcript  
Subject : 12 Tribes Volume 2 scan of the binder  
Author : MCEO Freedom Teachings  
Keywords :


---

Page: 61

---

 is where the **Reuche** is built on, but it is not called Reuche here.


 is not called **Reuche** here. Each domain has a ShA, a Sha-T A

 also the friendly **Reuche** configuration that was also on various levels known as the

---

Page: 132

---

 things like the **Reuche** Configuration forming, all right, where those kind of things are

---

Page: 257

---


 we talked about **Reuche** pillars, we were talking about the Eukatharista body structure, and

---

Page: 258

---

 far as the **Reuche** thing, you're absolutely right it is the same configuration. Am

 happen within the **Reuche** so they're inside of the, of the RaSha body as

---

Page: 381

---


 Roosh), forms a **Reuche**, forms a Reusha, forms a Reusha-A, forms a Reusha-


---

Page: 402

---

 which forms the **Reuche**. The Reuch is 4, all right, so the first 4-


 is born, the **Reuche** is the 12, and then that phases and sparks and

 you have the **Reuche**, the little one in the center, and that expands to

---

Page: 410


---

 starts with the **Reuche** and then the Reusha and then the Reusha-A and

---

Page: 411

---

 phasing with the **Reuche** Cells, the finally part is created next one please. [

---

File : [2009-04\\_DrumsOfAquaferion\\_scan.pdf](#)  
Title : Drums of Aquaferion - Handbook  
Subject : Doorways Through Time and the Drums of Aquaferion Circle of Life Drum  
Circle Celebration  
Author : MCEO Freedom Teachings - Ashayana Deane  
Keywords :

---

Page: 14

---



to Crisis Intervention-**Reuche**-Pil/ar Activation-Trion-Meajhe Fields. Kauai AmorAea Passage/  
LPINs


---

File : [2009-10\\_Sliders6Transcript\\_scan.pdf](#)  
Title : Sliders 6 (workshop transcript)  
Subject : Transcript for Sliders 6 workshop  
Author : MCEO Freedom Teachings  
Keywords :

---

Page: 112


---

 do with the **Reuche** Divine Blueprint structure But it's always easier, perhaps, if when

---

Page: 113


---

 stand configuration, the **Reuche** or Divine Blueprint configuration. Wherever you go, wherever you're assigned

---

Page: 114

---

 can, into the **Reuche** positions that we've been assigned, whatever point number or signet

---

Page: 116


---

 down over the **Reuche**, you see these little dotted circles here? This is this

---

Page: 130


---

 come into the **Reuche** configuration which is called Part-2, the very first thing

---

Page: 132

---

 looking at the **Reuche** and each of the points facing in represent the 3-


---


File : [2010-01\\_ElementsOfDiscovery\\_scan.pdf](#)  
Title : The Elements of Discovery - Handbook  
Subject : 15 Dimensional Anatomy, Exploring the God Worlds, Cosmic Clock, Gifts of the KRYSTHL River Prayer  
Author : MCEO Freedom Teachings - Kathara Team  
Keywords :

---

Page: 2

---





 ..... 44 **Reuche**  
Scepter Pillars .....  
..... 45 Heart

 ..... 53 The **Reuche** God-Seed Core  
..... ,  
..... 54 Horizontal and Vertical

---




Page: 42

---

-  to as the **Reuche** Density Locks. We use the Reuche Codes to work with
  -  We use the **Reuche** Codes to work with these particular locks. The very same
  -  Plus: 1 Ecka-**Reuche**" Highest Inner God-seed Core, the 15 Reuchea God-Seed
  -  Core, the 15 **Reuchea** God-Seed Worlds, The Cosmic Kathara Grid Template, the Cruxansatea
- 











Page: 43





---

-  Scepters and the **Reuchea** The diagram of the Eckasha-Aah below has the sacred
  -  Created the 12 **Reuche** Scepters, the 12 Primary Cosmic Cruxansatea Eckasha Merkaba Fields By
  -  Sustained. The 12 **Reuche** perpetually Transmit and Receive God-Force Currents addition to being
- 

Page: 45

---


















-  2:The 12 **Reuche** scepters the Cosmic Kathara Grid 3 times to form a
-  called the 12 **Reuche** Scepter Pillars, which together form the first scalar-wave field
-  World of Creation. **Reuche** Scepter Pillars 3 The Reuche God-Seed Core (Cosmic
-  Pillars 3 The **Reuche** God-Seed Core (Cosmic Clock of Creation) A B
-  p#3 The **Reuche** Scepter Pillars are another very important structure within Down Down
-  emergence of the **Reuche** Pillars within Proj"n 45d•gP••J"• creation. There is
-  points on the **Reuche** clock pattern. So, the core polarizes, downsteps and creates a
-  point within the **Reuche** pattern. During the next stage of downstepping this pattern turns
-  points of the **Reuche** pattern. The 12 points that form the Reuche pattern polarize
- 

that form the **Reuche** pattern polarize ManA and EirA. The ManA points are represented  
 points on the **Reuche** pattern forms a standing column of sound and light. They  
 are the original **Reuche** Pillars (center of teardrop figure). Each point or column  
 spins. The ManA **Reuche** positions are spinning in a clockwise direction; the EirA positions  
 Program, the 12 **Reuche** Scepter Pillars vibrationally interact within the Yunasai, within the ©

---

Page: 46



---

 center of the **Reuche** Scepter Circle directly into the ManU Force Field of First  
 Source. The 12 **Reuche** Scepter Pillars interact with the ManU Field causing a quantity  
 center of the **Reuche** circle. Through the ManU Window, the Amoraea Wave circulates Pulses  
 core and the **Reuche** Pillars beginning to interact with the ManU Window creating the  
 Arcs, the 12 **Reuche** Scepter Arcs and the Cosmic Shield. The Cosmic Arcs Through  
 Flame-the 12 **Reuche** Scepter Pillar Columnar Waves bend toward the Reuche center to  
 bend toward the **Reuche** center to form 12 Arcs of Consciousness: 6 EirA Force  
 These are 4 **12ReucheScepter** Pillars & Amore a Wave "Ecka" Eleroa ManU Flame  
 called the 12 **Reuche** Scepter Arcs. CosmicCoreScularS""ridingWave The EirA and ManA Force  
Arcs  
 Window at the **Reuche** center blending 12 and replicating their vibrational content within the  
 called the 12 **Reuche** Scepter Shields. These are linked together through a central Tri-  
 and ManA 12 **Reuche** Scepter Arcs Force, called the Cosmic Shield of Amoraea surrounds  
 of the 12 **Reuche** Scepter Shields forms a living circle of counter-rotating God  
 Consciousness from the **Reuche** and Yunasai Field and contracts it back to God-Source  
 the Yunasai and **Reuche** Shields for manifestation. The synchronized rotation of the 12  
counter  
 counter -rotating **Reuche** Scepter Shields held perpetually together through the Central Shield  
of  
 are the 12 **Reuche** Scepter Pillars with the ManU Window at the core. The

---

Page: 47



---

 of the 12 **Reuche** Scepter Shields and the Amoraea Shield create a perpetual motion  
 smaller bi-polar **Reuche** Scepter currents that are intertwined through the central tri-polar

---

Page: 48


---

 Flame at the **Reuche** Center, a perfectly balanced spinning electromagnetic force field in the  
 Flame, ManU Window **Reuche** Center Point or Zero Point. They create the core or


---

Page: 49


---


 Core God-World **Reuche** Scepters - the Cosmic Arcs are In fulfillment of the


---


 Kristos to the **Reuchea**, Krystallah, Amoraea Central Flame, Manu-Azurite Core Crystal & Yunasai


---


 The **Reuche** God-Seed Core The Reuche God-Seed Core is the


 Seed Core The **Reuche** God-Seed Core is the 1st Cosmic Clock of Creation.


 of the 1st **Reuche** within Source happens through the process of downstepping. Downstepping is


 center of the **Reuche** God-Seed Core holds the ManU Flame, which is the


 Pillar. This is **Reuche** number 6 of the Reuche Shield. Simultaneously, the ManU downsteps


 6 of the **Reuche** Shield. Simultaneously, the ManU downsteps to create the ManA Reuche


 create the ManA **Reuche** The Reuche God-Seed Core Cosmic Clock of Creation OQwn


 ManA Reuche The **Reuche** God-Seed Core Cosmic Clock of Creation OQwn Stl:P~


 position of the **Reuche** Shield. The 6 u~ ... .. ~ ~ ~


 - and 12 **Reuche** Pillars downstep to create the 3 and 9 Reuche Pillars


 3 and 9 **Reuche** Pillars on the 3 and 9 positions of the Reuche


 positions of the **Reuche** Shield Clock. These are the 4 inner harmonics of a


 harmonics of a **Reuche** Shield, which further downstep to form the 8 Outer Reuche


 the 8 Outer **Reuche** Pillars, known as the 8 Outer Octaves of the Reuche


 Octaves of the **Reuche** Shield. Reuche Pillar 12 downsteps into Pillars 10 and 11;


 the Reuche Shield. **Reuche** Pillar 12 downsteps into Pillars 10 and 11; Reuche Pillar


 10 and 11; **Reuche** Pillar 6 downsteps into Pillars 4 and 5; Reuche Pillar


 4 and 5; **Reuche** Pillar 9 downsteps into Pillars 7 and 8; and Reuche


 and 8; and **Reuche** Pillar 3 downsteps into Pillars 1 and 2. Horizontal and


 Shield Clock The **Reuche** is not just a flat shield; the circles that form

 that form the **Reuche** are columns of living consciousness with a Merkaba which arcs


 this way the **Reuche** Pattern is a Core Creation Pattern and anchors frequency into


 specific way. The **Reuche**, like the Kathara Grid, is in every part of our


 of existence. The **Reuche** Pattern manifests on both our vertical and horizontal shields. When


 you see the **Reuche** on a vertical shield, it is anchoring horizontal columns of

---

 up one large **Reuche** pattern and full Time Calendar. The Octaves Shield is the

 spheres of the **Reuche**. The Harmonics Shield is the inside of the calendar and


 spheres of the **Reuche**. From this we can see there is a direct link

 arcs of the **Reuche**. The horizontal Harmonic Shield is also known as the Shield

---

Page: 59

---

 aligns with our **Reuche** Pillars 9 and 3; and our alignment to our

 (back/past) **Reuche** Pillars within our shields. The north/south, east/west, front/back

---

Page: 61

---

 back 6/12 **Reuche** position within the Shield. These 6 sacred directions are very

---

Page: 63

---

 Clock 12 Templar **Reuche** Pillars of the Eckasha-Aah Core God World. The Yon-

 the 12 Templar **Reuche** Cosmic Clock Pillars and the Ecka-Shi Rebirth of the

---

Page: 69

---

 progresses slowly one **Reuche** Pillar at a time, one per year, accompanied by simultaneous


---


File : [2010-04\\_CamelotInterview\\_scan.pdf](#)  
Title : Camelot Interview - Handbook  
Subject : Diagram pack for Camelot Interview  
Author : MCEO Freedom Teachings - Ashayana Deane  
Keywords :

---

Page: 9

---

 Scepters and the **Reuches** OUR COSMIC COORDINATES ONE VECA = 4 Universal Quadrants and

 Kristos to the **Reuchea**, Krystalla, Amoraea Central Flame, Manu\_Azurite Core Crystal & Yunasai

---

Page: 55


---


 core structure the **"Reuche"** Kryst Cross !?!NIYERSA! &GAIAC!!CS

---

Page: 63

---

 (16.5W. 24.8NJ **Reuche**-a&Reusha-TA~T:I~u\gtgiMBI!""heSeeolerPilar -

 c:el"lber2t.200i **Reuche**~ Pt",,,,,,S~,r.esJActll.. ~ {8!!.. 2W, 48.4t~)

---






File : [2010-04\\_SpiralsOfCreation\\_scan.pdf](#)  
Title : Spirals of Creation - Handbook  
Subject : Spiral Math, comparing KRYSTic and Metatronic, Fibonacci, Fib-of-NO-chi  
Author : MCEO Freedom Teachings - Kathara Team  
Keywords :

---


Page: 14

---

-  draw in the **Reuche** Points on the original Kathara Grid we get some additional
  -  also aligns with **Reuche** Point 12. This is interesting in light of the missing
  -  GM" aligns with **Reuche** Point 10. © 2010 A & A Deane- The MCEO
- 


Page: 29

---

-  well in the **Reuche** formation. Here we have the omni-polar core at the
- 






Page: 35

---

-  The Kathara Grid, **Reuche** and a lot of the fundamental structures are essentially 20
- 

Page: 42

---

-  core of the **Reuche**. They also correspond with the four quadrant numbers on
  -  rim of the **Reuche**. This is illustrated for the PKI element in the diagram
  -  above. 5 4 **Reuche** The quadrant diagram above corresponds with the number quadrants we
  -  core of the **Reuche**. The Reuche therefore is a very powerful symbol that carries
  -  the Reuche. The **Reuche** therefore is a very powerful symbol that carries a lot
-

File : [2010-08\\_Sliders8Diary\\_scan.pdf](#)  
Title : Sliders 8 - Diary  
Subject : Preparing the Body for Slide, Advanced Emotional Telluric Body Training -  
Workshop Diary  
Author : MCEO Freedom Teachings  
Keywords :

---

Page: 3

---



(has a **REUCHE** configuration and becomes the map of the Infmite Eternal Lands


---

File : [2010-08\\_Sliders8\\_scan.pdf](#)  
Title : Sliders 8 - Handbook  
Subject : Awake, Aware, and ALIVE in the Lands of Aah, The Sea of Ah-Yah, Eternal Stream of Ah-Yah-YA the Covenant of Ah-Yah-Rhu and Eternal Dream Fields of the ONE, Preparing the Body for Slide - Advanced Level  
Author : MCEO Freedom Teachings  
Keywords :

---

Page: 3




---

 to Crisis Intervention–**Reuche** Pillar Activation–Trion-Meajhe Fields, Kauai AmorAea Passage / LPINs

---

Page: 67

---

-  Scepters and the **Reuchea** ELEMENTS OF THE Eckasha-Aah 1A) ManU VOID, 1st Partiki
  -  Created the 12 **Reuche** Scepters, the 12 Primary Cosmic Cruxansatea Eckasha Merkaba Fields by
  -  Sustained. The 12 **Reuche** perpetually Transmit and Receive God-Force Currents.
-


File : [2011-05\\_Sliders10\\_scan.pdf](#)  
Title : Sliders 10 - Handbook  
Subject : Return of the Sacred Butterfly, Te, Chi, & the DhA-Ya-Tei, Ultimate Desire,  
DhA-Ya-fication of the Vessel, Eternal Identity & the Adept Mind  
Author : MCEO Freedom Teachings  
Keywords :

---

Page: 40

---

 with active Density **Reuche** vortice sets Chakras are 4-way Reuche vortice sets that

 are 4-way **Reuche** vortice sets that form through the cross over of Reu-





---

File : [2012-08\\_TreasuresOfTan-Tri-Ahu-ra-handout\\_scan.pdf](#)  
Title : Treasures of the Tan-Tri-Ahu-ra - Handout  
Subject : Gate Walkers, Wave Runners and Star Riders of the KRYSTHL River Host  
Author : ARhAyas Productions - E"Asha Ashayana  
Keywords :

---

Page: 15

---

-  Scepters and the **Reuchea** IA} ManU VOID, 1st Partild Unit of God-Force Attention;
  -  Created the 12 **Reuche** Scepters, the U Primary Cosmic Cruxansatea Eckasha Merkaba Refds By
  -  Sustained. The U **Reuche** perpetuaDy Transmit and Receive God-Force Currents. 2: The 12
  -  2: The 12 **Reuche** Scepters \ ---~ " / ~ " \ / / afio , ; , .
-

File : [2014-07\\_FactuallySpeaking.pdf](#)  
Title : Factually Speaking  
Subject : Details of the Divorce between Speaker 1 & Speaker 2  
Author : ARhAyas Productions  
Keywords :

---

Page: 55

---



love Wcdshop- **TheReuche** am t"lttffrst 12 pihrs olpr&-soms em






---

File : [2016-03\\_KDDL2\\_scan.pdf](#)  
Title : Arhayas Productions KDDL2 Hand Book  
Subject :  
Author : (C)2015 E"Asha A. Arhayas  
Keywords :

---

Page: 39

---

-  gw 12, 2007 **Reuche** Scepor ~rta<·S """""" TSG-9 lake Superior,
  -  DeoembEt 21. 2007 **Reuche** S<eper Pilla<·\$ Coroummoest-.l<s (89.2W,
  -  24.7N) OecembEt21, 20011 **ReucheS**<eperPIIta<-6Coroumm""""\*"""" TSG-11 EpsomDov.ns:  
Surrey,UK(0.3W, 51.3N)
  -  ~usl12. 2012 **Reuche** soeP"a"PI<n·10.11·121Miakl Oecember 21. 2012
  -  l&ainU"l&-12 **REUCHE** PillAR STARBURSTS - 360: DATEUNES Pillar Starburst Initiates wi!h:
-

File : [KeylonticDictionary.pdf](#)  
Title : Keylontic Dictionary  
Subject : KS Dictionary  
Author : MCEO Freedom Teachings  
Keywords :

---

Page: 124

---

 Monad , the **Reuche** pillars, the Kathara grid the DNA---aU based on a

---

Page: 148

---

 be anchored into **Reuche** 13 and the Indigo Shield will then assist in bringing


---

Page: 259

---

 Voyaoen II [ **Reuche** ] References AzuntePress com Keys for Mastenng Ascension MocMe Handbook

---

 of Harmonic Shtelds. **Reuche** . / ~ Outer: Octan.s Inner: Ha.-monlc The

---