

Search Results

Summary

Searched for : **vertical map**

In index(es) : **H:\KS_Scan_Library\MasterIndex.pdx**

Results : **21** document(s) with **278** instance(s)

Saved on : **7/17/2017 9:49:45 PM**

File : [2007-04_KRYSTarAwakeningDiary_scan.pdf](#)

Title : KRYSTar Awakening - Diary

Subject : The KRYSTar Awakening and Starfire Maps, Solar Gates, Prana Seed and the Aqualene Sun - Workshop Diary

Author : MCEO Freedom Teachings

Keywords :



Page: 2





could understand the **Vertical Maps** of Earth and Urtha and so have some idea

File : [2007-04_KRYSTarAwakeningTranscript_scan.pdf](#)
Title : KRYSTar Awakening (workshop transcript)
Subject : Full transcript for April 2007 Workshop (right after the murder of SOL)
Author : MCEO Freedom Teachings
Keywords :


Page: 13

 learn about the **vertical maps**. It's getting to the point where you understand the
 you understand the **vertical maps** enough to see how that works ... when you


Page: 20

 to understand the **vertical maps**, and all those things before that, you need to
 to understand the **vertical maps**. Then, between 10:00 and 11:45, we will


Page: 53

 crust, and the **vertical maps**. So, we will get that far, and that's when




Page: 60

 that become the **vertical maps**. First these start out as circular maps, where you

Page: 72

 what become the **vertical maps**. Next one please. If we remember the diagram we



Page: 79

 We call them **vertical maps**. Here we have circle maps. The vertical maps come
 circle maps. The **vertical maps** come off circle maps in a very interesting way.
 one that the **vertical maps** come out of. Page 79 of 151



Page: 80

 to get a **vertical map**- it's pretty easy- out of a circular map. This




Page: 81

 you get a **vertical map**. Now, we are here. This is where, if you
 we pulled the **vertical maps**. These were hard. They are just started as far


Page: 86

 of a functional **vertical map** you can use as a projection when you are
 of understanding the **vertical maps** and the relationship of Earth to the other planes.

Page: 97

 are talking about **vertical maps**, it's like this. What you're looking at here -
 of what the **vertical maps** are about. It's about going up and down from
 way down. The **vertical maps** ... I imagine there's ones would probably go down



Page: 100

 realized an accurate **vertical map** that you have on that last page you got.


Page: 111

 things that the **vertical maps** were pulled, they were pretty messy looking too when


Page: 126

 we did the **vertical maps**, they started like this where you have a circular
 can get the **vertical maps** of everything between here and surface Urtha. These were

Page: 127

 you'll find the **vertical map** with the most important things on it. In between

Page: 129

 going with the **vertical maps**, you go through the water. .. you know, you're

File : [2007-08_RevelationsOfDhaLA-LumaDiary_scan.pdf](#)
Title : Revelations of the DhaLA-Luma - Diary
Subject : Revelations of the DhaLA-Luma Transfiguration of the KRYST and the
KaLE-Hara Celebration - Workshop Diary
Author : MCEO Freedom Teachings
Keywords :

Page: 1



ties into the **Vertical Maps**, the Journeys, the Aurora Slide Zones, and New Ascension

File : [2007-11_AmsterdamClass_scan.pdf](#)
Title : Amsterdam Class
Subject : Multiple Choice Questions and Answers
Author : MCEO Freedom Teachings
Keywords :

Page: 7




 c 11. The **Vertical Maps** show us where _____. (a) we can

Page: 42


 How are the **Vertical Maps** created? (a) By taking a vertical section of

File : [2007-11_LegacyOfLostTranscript.pdf](#)
Title : Legacy of the Lost (Amsterdam workshop transcript)
Subject : Legacy of the Lost, Freedoms of the Found, the Milky Way Mysteries, Halls of Records and the Jesus Codes
Author : MCEO Freedom Teachings
Keywords :

Page: 9

 something called the **vertical maps**, which are exciting. The vertical maps have to do
 are exciting. The **vertical maps** have to do with finding where the Kristiac races
 go through the **vertical maps**. We call them vertical because if you're standing on


Page: 10

 places in those **vertical maps** that are connected to what is referred to as




Page: 22

 and with the **vertical maps**-all right: "Wait a minute-! thought Urtha was




Page: 100

 more about the **Vertical Maps**, and how all this applies on a planetary level,


Page: 101

 from here to **vertical maps**. I will do my best to do this. If,
 relation to the **vertical maps**. Because it will be the vertical maps that you're
 will be the **vertical maps** that you're using in the projection journey. Where you


Page: 102

 and dealing with **vertical maps**, and knowing what those things are. And, once we
 can see the **vertical maps**. So, when you do an Adashi Journey, you know
 in relation to **vertical maps**, that will bring it very much home tomorrow, when

Page: 104


 way through to **vertical maps**, is simply understanding that, when we talk about the

Page: 144

 see what a **Vertical Map** is. We'll go through this more tomorrow. This is

Page: 146

 understand something like **Vertical Maps**. Next one please. [03 C6 1:22:46]


 anyway, into the **Vertical Maps**. So, you can have an idea of what this

Page: 156


 Maps that the **Vertical Maps** are created. Next one, please. I thought you "


Page: 157

 turns into a **Vertical Map**, where if you take the center line of where


 give you a **Vertical Map** that shows you where Earth is, where you are,

Page: 159


 this is the **Vertical Map** going up, we have our Core Crystal Beds here

 And these are **Vertical Maps** which are the last Ascension Chambers open in this


Page: 161

 information, and the **Vertical Maps** are built on the very specific Cosmic Creation information

Page: 211

 Ecka Maps, the **Vertical Maps** that we saw yesterday, and how some of these

Page: 252

 us of the **vertical maps**, because that's what we're going to go into first.

 go into the **vertical maps** and I want to go through them in a

Page: 258


 we get the **vertical map** of the, we call it the Starfire Map, that

Page: 260


 where in the **vertical map** stack, it would be too tall to fit on


File : [2007_12TribesVol1_scan.pdf](#)
Title : 12 Tribes Vol 1 transcript
Subject : scan of the 12 Tribes Volume 1 binder
Author : MCEO Freedom Teachings
Keywords :

Page: 2


 Shown D-6 **Vertical Map** of Planes, Fields, and Shields for Density-1 Earth

Page: 148


 as the "**vertical maps** " Where we've had maps of star gates, we've

 them as the **vertical maps** right now. They are also the maps of the


Page: 150


 they call the **vertical maps** between Earth and Urtha. And showing different layers, where

 you how this **vertical map** structure occurs out of the structure of understanding of

 that gets the **vertical maps** and they will show us which gates we are

Page: 163


 maps that are **vertical maps**, that once you know the spheres within spheres structure,

 you get a **vertical map** going upwards that will show you the different interface

Page: 176

 get to the **vertical maps**, it shows what plane they're stuck in as far

Page: 177

 see through these **vertical maps** that I've been talking about-between Earth Core and


Page: 181


 we see the **vertical maps** ... and that will be tomorrow. But we will

Page: 182

 fields and the **vertical map** bit and then I'll hand you over to my

Page: 183


 to understand the **vertical maps** that go-if we're going up or if we're


 far as these **vertical maps** go, then we'll be able to pull and make

Page: 184

 up of the **vertical map** that we were given there ... taking it into

Page: 198


 of understanding the **vertical map**. It is taking those spheres and just taking a


 This begins the **vertical maps** where you have from the core coming outward, this

Page: 202


 place is the **vertical map**. [graph] That is just showing more again of

Page: 206


 beginnings of the **vertical maps**. This shows you where the seals are and gives

 This is the **vertical map**, we are down here, we are here on our


Page: 207

 gives you the **vertical map**. They're also then having me enlarge them so we

 projection paintings, the **vertical maps**. Where we take that little bit [graph] This


 these are the **vertical maps** and the planes of perception and we are going


Page: 208

 beginning of the **vertical maps**, it is the beginning of the new information on


 beginning of the **vertical maps**, the projection maps and they are accurate maps as

Page: 245

 you literally the **vertical map** from going down in to Earth's core and Urtha

 to show the **vertical map** break-out, of where some of the seals were,


Page: 246


 beginnings of the **vertical maps**, and this is where I showed you yesterday, this

Page: 247

 You get the **vertical map** of what interfaces where. Now labelling that monster is

Page: 289

 are called the **Vertical Maps**. There are Vertical Maps that start at Earth's core

 Maps. There are **Vertical Maps** that start at Earth's core and go all the

 to understand the **Vertical Maps**, when we start to see cities in the sky,

Page: 294

 map are the **vertical maps** that I've talked about where we start to understand

 that form the **vertical maps**, or the Starfire maps. They become vertical maps because



maps. They become **vertical maps** because it has to do with if you are

Page: 295



material are the **vertical maps**, or the Starfire maps. They call them Starfire maps

Page: 300



talk about the **vertical maps** because you need to understand the vertical maps to



to understand the **vertical maps** to get an idea of what they are and

Page: 306



up with the **vertical maps**. [next graph] And I'll recap this stuff tomorrow

Page: 317



when we find **vertical maps**. When after you get all the spheres within spheres

Page: 323



diagrams and the **vertical maps** that we were working with in the last two

Page: 334



to understand the **vertical maps** of Earth-where Earth is in relation to Urtha.

Page: 338



about with the **vertical maps**. You haven't seen the pictures because the pictures ...

Page: 350



circular maps, the **vertical maps** are drawn. We will see a little bit more



of how the **vertical maps** start How they're built If you took a cross-

Page: 352



pull a functional **vertical map**. Yeah. I was going cross-eyed at the end

Page: 354



sketch of the **vertical map**. These are so tiny down here, from the 01



These are the **vertical maps** and we are really excited about them. They call

Page: 397




learned about the **vertical maps** between Earth and Urtha. We have learned about the


Page: 402




that then become **vertical maps** going from the Core up. You will be able

Page: 407


 that first, the **vertical maps**, so you know where you are aiming for when


 a map, a **vertical map** that has to do with between Earth's Core and


Page: 408


 to understand the **vertical map**. So we are going to go through the vertical


 go through the **vertical map**. And they want me to put that up now,

 here. [graph **vertical map**] When I speak about the vertical maps -somewhere


 speak about the **vertical maps** -somewhere is the top of that on the

 I've spoken about **vertical maps**, if this is Earth Core right, coming up here,


 well but the **vertical maps** aren't just here, this is there, we are showing

 actually introduced the **vertical maps** first as opposed to after RashaLae Body anatomy and

Page: 409

 talk about the **vertical maps**- I think I'm just going to focus on those


Page: 412

 to use the **vertical maps** in order to be able to project to the


Page: 437

 release of the **vertical maps** was amazing This stuff has been the best kept


Page: 444

 back to the **vertical maps**. Then we need to do the Journey, so there


Page: 462

 think about the **vertical maps** that are actually just a cross section of the


Page: 464

 structure of the **vertical maps** that we showed you so as far as the

Page: 489

 looking at the **vertical maps**, particularly. Next one please. [graph] There is another


Page: 490

 get to the **vertical maps** you get to the spherical maps, alright, that the


Page: 499


 you get the **vertical maps** from and understand what is where. So, I think

Page: 509


 are what the **vertical maps** are drawn from. And, by the end of that

Page: 517


 do with the **vertical maps**, you saw the vertical maps and you had a


 you saw the **vertical maps** and you had a bit oL where you got


Page: 520

 to get the **vertical maps**, you can hardly see what Rings are sitting on

Page: 521

 about that particular **vertical map** is it has been just blocked out into block


 on that particular **vertical map**. It will be on the finalized big version of

 to get the **vertical maps**, which are cross sections of these ... but when


Page: 522


 a stack of **vertical maps**. Somewhere down in there from Urtha"s perspective, you have


Page: 525


 we get the **vertical maps** out of these Oohl Did I do that? Look

Page: 527

 this turns into **vertical maps** when .. [graph] To get a vertical map

 To get a **vertical map** ... now this isn"t the exact one that I

 to get the **vertical maps** .. I did what they showed me ... was

 you get the **vertical maps** where you can tell what gates are interfacing with

Page: 549

 Reserved 3) A **Vertical Map** of the Planes & Rings/Spans of a Dimension

Page: 550

 **Vertical Map** of Planes, Fields, and Shields for Density-1 Earth






 13 --o-- **Vertical Map** Aquious Matrix Presented by Adashi MCEO LLC in Association

File : [2007_12TribesVol2_scan.pdf](#)
Title : 12 Tribes Volume 2 transcript
Subject : 12 Tribes Volume 2 scan of the binder
Author : MCEO Freedom Teachings
Keywords :




Page: 2

 The Aquafereion Passage **Vertical Map**

Page: 7

 understand what the **vertical maps** are that we talk about. Some of you may
 have seen the **vertical maps**. Others may not. They are still in rough form
 evolving progressively. The **vertical maps** are literally the map of the planes of matter
 core. So, the **vertical maps** are literally a cross-section. They are actually spherical
 To get the **vertical maps** you just take from the core going upward and



Page: 8

 detail of the **vertical maps**, where they are. The Aurora slide zones, when fully
 get to the **vertical maps**, the stack that goes up to where our planes
 gave us the **vertical maps**. I could have jumped out of my skin. "


Page: 13

 see on the **vertical maps**. The Krystal Heart is interesting The Krystal Heart code

Page: 14

 we're talking about **vertical maps**, what they mean, where they came from What they
 won't know the **vertical maps**. One of the things they wanted me to tell

Page: 18

 understanding of the **vertical maps** and the RashaLAe body and all that. That's the


Page: 19

 not just the **vertical maps** but the passages, our passages, the Krystal Heart passages,


Page: 66

 pertain to the **vertical maps**, which we won't get into those before we take


Page: 71


 show you the **vertical maps**, that literally show you a cross-section of from

Page: 72

 we get the **vertical maps** out of that, because this evening you'll be doing


Page: 82

 of how the **vertical maps** evolve, what we're seeing has to do with just


 we got the **vertical maps** out of the spherical mats. It's even more precise

Page: 89


 maps become the **vertical maps**. This will give you an idea. These don't line

 get literally a **vertical map** of how all of these things interface with each

Page: 90

 very, very big **vertical map** that is gonna take an awful lot of artwork

Page: 126

 the atmosphere, the **Vertical Maps**, as we call them, and right down to Earth's

Page: 166

 fits in the **Vertical Maps**, we'll look at the Vertical Maps and those kind


 look at the **Vertical Maps** and those kind of things this afternoon, after we

Page: 167


 Gates and the **Vertical Maps**. The Cadeucus network is meant to take the energy

 fit into the **Vertical Maps**. But in the Cobra activation of the Cadeucus Seal

Page: 182


 things like the **Vertical Maps**, I'll show you where these start from, but I


 pretty form, the **Vertical Maps** look like this. This is actually on our living

 would have a **Vertical Map** starting at Earth Core. Now I'll show you how


 cover how these **Vertical Maps** form from what is called the RaSha Body or

Page: 183

 we talk about **Vertical Maps**, they are not just pretty pictures on walls that

 you get a **vertical map**. It's just a cross-section of the spheres within

Page: 186

 more technical looking **Vertical Map** that showed where the Aurora layers were and all

Page: 202



more of the **Vertical Maps**. We've seen bits of them fty by but just



to understand the **Vertical Maps** enough to understand you know, what we are doing

Page: 204



dealing with the **Vertical Maps** and the things that have to do with planetary

Page: 218



in to the **vertical maps**. [Talking to Az about mylars] [graph] [



understand how the **vertical maps** are formed [Talking to Az about mylars] You



is how the **vertical maps** form If you take and mark off a dot

Page: 219



you get a **Vertical Map**. And Vertical Maps, when you put them altogether, look



Vertical Map. And **Vertical Maps**, when you put them altogether, look like these. We're



that as the **Vertical Map** going up, these are the Adashi Temples. That's Earth's

Page: 220



up in the **vertical maps**. So, when it comes back down to what you're

Page: 228



we understood the **vertical maps** a bit and those kind of things, and I



which are the **vertical maps**. So, we'll do that. As far as, I wish

Page: 260



the planet, the **vertical maps** of the planet, we'll find that at certain levels



dealing with the **vertical maps** and also when you're dealing with your own personal

Page: 264



stack of the **Vertical Maps**. But they're just showing 2 of those vertical sheaths.

Page: 276



Ascension Maps, the **Vertical Maps**. And I don't know if I have the Ecousha



see on these **Vertical Map** breakouts, all right That link together the Aurora Platforms

Page: 308



you of the **vertical maps** of the Aurora platforms that merge through what is



Page: 335




things like the **vertical maps** and where's Urtha and Sala and what they have




to understand the **vertical maps** because these literally, the vertical maps are built upon

 these literally, the **vertical maps** are built upon the Rasha Body structure and vertical
 Body structure and **vertical maps** are simply from Earth's Core going vertically up. The


Page: 336

 Structure in the **vertical maps** that are on unnatural reversed rotation. They're created by


Page: 356

 you see the **Vertical Maps** so you will understand where a Slide Zone is,


Page: 358


 understand what a **Vertical Map** might be like. If we're going up from the

Page: 365


 look at the **Vertical Maps** tomorrow, we will look at a lot of things

Page: 366


 fascination of the **Vertical Maps** and how close the Cosmos really is ... I


 we got the **Vertical Maps** through because it's like, you know a star


Page: 405


 look at the **Vertical Maps** tomorrow, and see first how they ... how the


Page: 429

 do on the **vertical maps**. [Sunday 3 00 00 00] We have to


 go through the **vertical maps**, and by 4 we'll finish the verticals. We're going


 to do the **vertical maps** part which I can get through in about 45

 technique before the **vertical maps**, so that participants wouldn't be too tired for the

 gets that The **vertical maps** ... we've done a lot on that already. We've

Page: 439

 to talk about **vertical maps** and to see how we are doing. Oh that's

 That's what the **vertical maps** are built upon. Before we do the vertical maps,

 we do the **vertical maps**, what I'd like to do is show you just



Page: 443

 give us the **vertical maps**. Where, we will see where there is a certain

 we draw the **vertical maps** from this relationship. They would be pretty straightforward if

Page: 448


 you how the **vertical maps** are created. In simple terms, if you take the

 is how the **vertical maps** are created. So, literally we can tell what spheres
 beginnings of the **vertical maps**. Where it shows you the planes, and then how


Page: 449

 core. So, these **vertical maps** - there's many things to learn about them and


Page: 450

 features of the **vertical map** from core up to Urtha's surface When we get


Page: 451

 relation to those **vertical maps**. I pulled them out here so you can see


Page: 452

 far as the **vertical maps** go. It's resonant alignment imaging, where it triggers in

Page: 454

 It's where the **vertical maps** have come from We're getting to a point where

Page: 465

 heard of the **vertical maps** yet? Yes I Good, that saves me some more


Page: 482

 Aurora platforms, the **vertical maps** between Earth - where are we- Earth's surface here,


 up with a **vertical map** that looks like this, cause if we're here in

 We have our **Vertical Maps** and somehow Sirius-B is also in Andromeda and

Page: 498


 go over the **Vertical Maps** again and show where they are, but these are

Page: 514

 about in the **vertical maps**. And the Hibernations zones were intended to pull us

File : [2007_12TribesVol3_scan.pdf](#)
Title : 12 Tribes Volume 3 transcript
Subject : 12 Tribes Vol Binder scan
Author : MCEO Freedom Teachings
Keywords :

Page: 7

 I talk about **vertical maps** you know what I'm referring to there? There's nobody


Page: 28

 just showing the **vertical maps** that came off that [2.mp3 1 02


Page: 95

 about in the **Vertical Maps**. You have the Aurora Platforms on the ElorA side.

Page: 174

 the Aurora Platforms **Vertical Maps** to get to the Adashi Temples. We're going to

Page: 196

 This is a **vertical map**. Just so you have some of the basics because

Page: 254

 we get the **vertical maps** from When you take a cross-section of this,


 this is the **Vertical Map**, just looking at it where here's the crust level.

File : [2008-01_EngagingLoadOutWorkshopTranscript_scan.pdf](#)
Title : Engaging the Load Out (workshop transcript)
Subject : Full transcript for FOL '08 workshop
Author : MCEO Freedom Teachings
Keywords :


Page: 20


 accessible through the **Vertical Maps**. They have to do with our atmosphere, and going

Page: 47

 to understand the **Vertical Maps** that are pulled from Spherical Maps, of the planes

Page: 56

 to understand the **Vertical Maps**, and get the Vertical Maps. So, we have Earth

 and get the **Vertical Maps**. So, we have Earth here, and we have Urtha,

Page: 58


 beginning of understanding **Vertical Maps**. This is our ... looking at the D2, which

Page: 59

 you where the **Vertical Maps** came out of. They actually came out of the

Page: 60

 2:53:11] **Vertical Maps** A'sha: I'm going as fast as I can Az:

 stack of the **Vertical Maps**. Can you just pull this up a little bit,

 that's how the **Vertical Maps** were created And, this shows you where the NETS

Page: 66

 about with the **vertical maps**. Next one please. [02 C1 0:06:44]

File : [2008-09_Sliders2Diary_scan.pdf](#)
Title : Sliders 2 - Diary
Subject : Reclaiming the Vessel, Preparing the Body for Slide - Workshop Diary
Author : MCEO Freedom Teachings
Keywords :

Page: 2



information about the **Vertical Maps**, this time in relation to where the "I

File : [2009-10_Sliders6Diary_scan.pdf](#)
Title : Sliders 6 - Diary
Subject : Sliders 6 - Workshop Diary
Author : MCEO Freedom Teachings
Keywords :


Page: 4




updates on the **Vertical Maps**; the Rod & Chambers Maps; the Caduceus Rod, Alpha/

File : [2009-10_Sliders6Transcript_scan.pdf](#)
Title : Sliders 6 (workshop transcript)
Subject : Transcript for Sliders 6 workshop
Author : MCEO Freedom Teachings
Keywords :

Page: 70

 talking about the **vertical maps** that we dealt with before So, we are going

Page: 83


 do with the **Vertical Maps** and what got put on opposite spin and things.

File : [2010-04_CamelotInterview_scan.pdf](#)
Title : Camelot Interview - Handbook
Subject : Diagram pack for Camelot Interview
Author : MCEO Freedom Teachings - Ashayana Deane
Keywords :

Page: 20

 Deane 3) A **Vertical Map** of the Planes & Rings/Spans of a Dimension


Page: 21

 9 **Vertical Map** of Planes, Feilds & Sheilds for Density -1

 io) ChCIITl~@r **Vertical Map** The MCEO Freedom Teachings® Series — ©2010

Page: 60

 **Vertical Map** of Planes, Fields, and Shields for Density-1 Earth

 A&A Deane **Vertical Map** Translated from Density-1 Earth Spherical Map and its

File : [2010-04_MakersOfWings_scan.pdf](#)
Title : Makers of Wings and Other Things - Handbook
Subject : The Orbs of Ah-SA-yas, Planes of Aurora, Ancient Arrows, Planetary Mirror Ball and the Hidden Cities of Earth
Author : MCEO Freedom Teachings - Ashayana Deane
Keywords :

Page: 6



Deane 3) A **Vertical Map** of the Planes & Rings/Spans of a Dimension

Page: 9



Vertical Map of Planes, Fields, and Shields for Density-1 Earth




Passage Ascension Chamber **Vertical Map** 7 Slide Sites AdorA ~ The MCEO Freedom Teachings

File : [2010-08_Sliders8Diary_scan.pdf](#)
Title : Sliders 8 - Diary
Subject : Preparing the Body for Slide, Advanced Emotional Telluric Body Training - Workshop Diary
Author : MCEO Freedom Teachings
Keywords :

Page: 2


 the Aquafereion Passage **Vertical Map**, the Mix-Master Elemental Step-down Aah-Jha Body

Page: 3





 Flows, Aquafereion Passage **Vertical Map**, the Hara Bodies of the ElumEir Spirit Body (

File : [2010-08_Sliders8_scan.pdf](#)
Title : Sliders 8 - Handbook
Subject : Awake, Aware, and ALIVE in the Lands of Aah, The Sea of Ah-Yah, Eternal Stream of Ah-Yah-YA the Covenant of Ah-Yah-Rhu and Eternal Dream Fields of the ONE, Preparing the Body for Slide - Advanced Level
Author : MCEO Freedom Teachings
Keywords :


Page: 8

 The Hibernation Zone **Vertical Map** reveals the locations of the 6 inorganic Metatronic NET-

Page: 13

 the Hibernation Zone **Vertical Map** (the Hibernation Zone Vertical Map is a vertical
 the Hibernation Zone **Vertical Map** is a vertical cross-section of the Planetary Rasha
 Gate-7); the **Vertical Map** (a vertical cross-section of the Planetary Rasha
 of Earth. The **Vertical Map** allows for conscious navigation through earth's interwoven planes

Page: 16

 Hybridization Program, the **Vertical Maps**, the Sun's Bhardoah Cycle, the Elemental Master SE-

Page: 18

 Passage, the **_Vertical Maps**, the Aquafereion Host Shield, Spanner Gates, the Astura &

Page: 57


 The Aquafereion Passage **Vertical Map**

File : [2012-01_Sliders12Pt1_scan.pdf](#)
Title : Sliders 12 Part 1 - Handbook
Subject : Externalization of the KRYST, Secrets of the Tan-Tri-A"Jha, The 7 Suns of Cos-MA-yah, Keys of Aden, Budding of the Lotus Seed and Plasma Body Initiation
Author : MCEO Freedom Teachings
Keywords :

Page: 2

 Safe Zones (**vertical map**) The 5 Tan-Tri-A"jha Shields of the "

Page: 37

 7 Slide Sites **Vertical Map** Sirius B USG-6 & Urtha 02 Upper Mantel

File : [2013-12_SecretsOfEFFI_Handbook_scan.pdf](#)
Title : Secrets if the EFFI - Handbook
Subject : Shiftmasters Course 1 - The hidden powers of Consciousness, Concave & Convex reality Cave dwellers, the Ancient Sncestral code & the Cloak of ARI-YON"ah
Author : ARhAyas Productions - E"Asha Ashayana
Keywords :

Page: 20



Body. 3) A **Vertical Map** ol the Planes & Rilgs/Spans of a Oinension

File : [2014-04_ShiftMasters1_scan.pdf](#)
Title : Tan-Tri-Ahura Teachings™ ShiftMasters™ Course-1
Subject :
Author : (C)2014 E"Asha Ashayana
Keywords :

Page: 26



Body. 3) A **Vertical Map** of the Planes & Ranges/Spans at a Dimension CM

File : [2014-12_KDDL1ChartPack_scan.pdf](#)
Title : Keylontic™ Discourses for Daily Living
Subject :
Author : (C)2015 E"Asha Ashayana
Keywords :

Page: 24

 Body. 3) A **Vertical Map** of the Planes & Rings/Spans of a Dimension

Page: 25

 **Vertical Map** of Planes, Fields, and Shields for Density-1 Earth



 Passage Ascension Chamber **Vertical Map** Spanner Gate 7 Slide Sites Translated from Density-1

Page: 30



 Body. 3) A **Vertical Map** of the Planes & Rings/Spans of a Dimension

File : [2016-03_KDDL2_scan.pdf](#)
Title : Arhayas Productions KDDL2 Hand Book
Subject :
Author : (C)2015 E"Asha A. Arhayas
Keywords :

Page: 7

-  Telluric Physical Shown **Vertical Map** of Planes, Fields & Shields for Density-1 Earth
 -  Urtha Plane Interfaces- **Vertical Map** Spherical Map Close-Up The "Chariot of Fire"
-

Page: 32

-  **Vertical Map** of Planes, Fields, and Shields for Density-1 Earth
 -  Passage Ascension Chamber **Vertical Map** Translated from Density-1 Earth Spherical Map and its
-

Page: 33

-  · 3) A **Vertical Map** of the Planes & Rings/Spans of a Dimension
-