


Search Results

Summary

Searched for : **Lota**
In index(es) : **H:\KS_Scan_Library\MasterIndex.pdx**
Results : **12** document(s) with **206** instance(s)
Saved on : **7/11/2017 3:29:29 PM**

File : [2004-04_Kathara23-Manual_scan.pdf](#)
Title : Kathara Levels 2 & 3 Foundations - Manual
Subject : Awakening the Living Lotus, Healing Facilitation Through Crystal Body Alignment
Author : MCEO Freedom Teachings - Ashayana Deane
Keywords :

Page: 5


 e TOR-A **Lota** Initiation) T38- T39 12 Kathara Level - 2, 6-Step


Page: 140

 the Ecka·**Lota** Template Into the Ecka Base Shield -!----- ~~-_....._ \

Page: 141

 24-Petal Ecka·**Lota** Lotus Arc Set Ecka 12 North Axis ~---- ---- --

 12-petal Ecka·**Lota** LQotus Arcs within the Ecka Base Shield creating the 24-

 24-petal Ecka·**Lota** Lotus Arc Stanaing wave Arc set within the Ecka Base


Page: 142


 Pillars Set Ecka·**Lota** & . Le-eTOR·A Chambers Templates into Base

 Petal Ecka·**Lota** Lotus Arcs within the Ecka Bas-e Shield, ~

Page: 143

 Ecka·**Lota** Kathara Template E,S 3 \ \ \ The Ecka

 \ The Ecka **Lota** Template and Le-eTOR·A Chambers 4 Le-eTOR·

 I I Ecka·**Lota** Template P PE = parallel Ecka Ad-Don-DrAea Indigo


Page: 144


 Chambers The Ecka-**Lota** Template expands out from its center the pka primal &


Page: 146

 . THE ECKA~**LotahVECA**•PKA LotE & PCM Loti CRYSTAL BODY TEMPLATES and t


 4. The Ecka-**Lota**, Le-eTOR-A Seed Atom initiates creation of the

 thVI Ecka-**Lota** template is set in Base Shield by the Eckasha, the


 from the Ecka- **Lota** Template Centre. , A: The 4-Veca 12-Reuche Pillar

 at the Ecka-**Lota** Template Centre, forming the template for the Veca PKA Loti


Page: 147

 The 6 Ecka-**Lota** Density Shields The 6 Ecka Lata Density Shields rotate within

Page: 148

 within the Ecka-**Lota** Body pka Loti" Template pka primal shield · E.S

Page: 151


 the Ecka-**Lota** Template has one Set of embedded Primal-Density Shields that

 form the full **Lota** CrystafBody Template. Within the Lola template, both PCM L:o!

 Staff"s of the **Lota**, LotE". & Loti are aligned on 3 different axes in

 rotate within Ecka **Lota** Body .. i: <I~ ·1~ · ·Pt"II\PrIm

 the Ecka-**Lota** Crystal Body within the Eckasha; the Veca Loti Template forms

 within the Ecka-**Lota** Crystal, & . when the Ecka-Veca Crystal Body System!!

 sustained. The Ecka-**Lota**, PCM LotE" & PKA Loti Crystal Bodies are together referred

Page: 152

 LotA" = Ecka-**Lota** Template+ pka!pcm Lotum Template . Lotum = pka Loti"

Page: 153

 Body ."""" Ecka-**Lota** ~ DN-1 DN-2 DN-3 Not ~hown"


Page: 154

 Ecka-**Lota** Integrated LotA Holographic Crystal Body Template With Kathara Template, Signet


Page: 155

 porn f- Ecka-**Lota** · Crystal Body Template ~ Integrated LotA" Crystal Body Template

Page: 157

 sparks" the Ecka-**Lota**, PKA-Loti" and pcm LotE" seed atoms and activates their

Page: 159


 anatomy. The Ecka-**Lota** and PKA-Loti Crystal Body Templates simultaneously undergo the same

 with the PCM-**Lota**, and the entire Crystal Body structure is "brought to


Page: 161

 Stages. The Ecka-**Lota** and Pka Loti" Templates . . simultaneously undergo the same

Page: 179

 LotE" Loti & **Lota** Crystal Bod LighGrids 3D: Loti-LotE" Miodi(:-Diodic Vortices opeli

Page: 186

 The Eclia-**Lota** & the downstepped energy body level that manifests within the

Page: 191


 the Ecka-**Lota**, PKA Loti and PCM LotE" to interface and Cllri"lbine to

Page: 198

 & the Ecka-**Lota** Crystal Body Set represents the "71h Sun" to the

Page: 212

 LotE, Lotum & **Lota** Levels ... ----1 . ~LU = 24 Lotum.

 • La= 24 **Lota** Points (Link to Ecka Lola) . - - - - .-


 int in Eclta **Lota** Grid he "Diamond Sun Body of Krist" 20"3

Page: 213

 4"6 Ecka~**Lota** Hel_iosphere1 Seals The "Diamond Sun Body of Krist"

 • La= 24 **Lota** Points (Link to Ecka L.,ota) .


Page: 218


 with @" Ecka-**Lota**, via combing the12 point Lotum Arc sat with tho12.

 Int Ecka-**Lota** Arc ai(to form the 24 polrit LotA Lotus eel

Page: 219

 @" . Ecka-**Lota**, via combing tha12 point Lotum Arc set with tha12.


 point Ecka-**Lota** Arc sat to form the 24 point LoIA Lotus sal


 from Ecka-**Lota**; K~st Spark rofual rsplonlshia mantlaat aaad atom in th~~

Page: 229


 shaddlof the Ecka-**Lota** Flame Sha-IA-~)\] N C!) Sha-IA-a


Page: 233

 and the Ecka-**Lota** Crystal Body levels, to allow for the PCM-LotE Axiom


 conduits of the **EckaLota** Crystal Body. Once bonded to the Ecka Base Shield, the

Page: 242


 ~ Ecka-**Lota**, v1a combing the 12 point Lotum Arc set with the


 12-point Ecka-**Lota** Arc set ~ to form the 24 point LotA Lotus


 return to Ecka-**Lota** state, demanifesting. "V 6) Recreation returns with next 45"

 projection from Ecka-**Lota**; Krist Spark refuel replenishes manifest seed atom in the patikate


Page: 244

 positive partikate Ecka-**Lota**, via combing the 12 point Lotum Arc set with the

 point Ecka-**Lota** Arc set a photl)oposllve pirtikate pulse of+ charge light

 ProjecHon from Ecka-**Lota**; · othll", their staffs piVoting upon ttl• fixed •zero


Page: 253

 "IU" Ecka-**Lota** ~· Axi·A-TonaJ Unes are Points v.


Page: 259

 the clients" Ecka-**Lota** and Density Lotum Crystal Body aspects of multi-dimensional anatomy,


Page: 260

 harmonic Activation and **Lota** Crystal Body Divine Blueprint Alignment advances, via clearing and transmutation

Page: 275

 Base Pulse Rhythm; **Lota** Shield BPR PageT 58 Step- 5, Actions 1 - 4:


Page: 316

 eTOR-A **Lota** Initiation: Imprinting the Le-e TOR-A Code, Activating the

Page: 317


 activation of the **Lota** Lines within the Axiom/ DNA Template. Your bio-fields &

Page: 324





 the personal Ecka-**Lota** Crystal Body, bringing your VecaLotum Crystal Body into Sub-harmonic

Page: 325



 mergerofthe personal Ecka-**Lota** 45-Charge Le-e TOR-A Flame Currents with the

 the parallel Ecka-**Lota** in the parallel twin "Stairway to Heaven" System. Preparation:

Page: 326

-  releases the Ecka-**Lota** Seals in the core of the Ra Centre. Step 9:
 -  for the Ecka-**Lota** Seals, in the Ra · Centre core, to release. Step
 -  When the Ecka-**Lota** Seals release there may be a gentle "popping" sensation
 -  45-Charge Ecka-**Lota** Currents to form a thin, powerful, Heliotalic Current of 90-
-


Page: 332

-  and the Ecka-**Lota** Crystal Body levels, to allow for the PCM-LotE Axiom
 -  of the Ecka-**Lota** Crystal Body. Once bonded to the Ecka Base Shield, the
-

Page: 334

-  the clients" Ecka-**Lota** and Density Lotum Crystal Body aspects of multi-dimensional anatomy,
-


Page: 335

-  Than Centre and **Lota** Crystal Body Divine Blueprint Alignment advances, via clearing and transmutation
-

Page: 337







-  via the Ecka-**Lota**. The Axiom Base Shield Phase-Lock Bond stabilises the Axiom
-

Page: 341







-  Base- 24 Ecka- **Lota** Shield Base Pulse Rhythm sequentially into each of the 24
-

File : [2004-04_Kathara23Diagrams_scan.pdf](#)
Title : Kathara 2-3 Diagram Pack
Subject : 12 laminated color diagrams from K2-3
Author : MCEO Freedom Teachings - Ashayana Deane
Keywords :



Page: 1

-  THE ECKA-**Lota**, VECA-PCM LotE" & PKA Loti CRYSTAL BODY TEMPLATES and
 -  4. The Ecka-**Lota**, Le-e TOR-A Seed Atom initiates creation of the
 -  Once the Ecka-**Lota** Template is set in Base Shield by the Eckasha, the
 -  / The Ecka-**Lota** Template & Le-e TOR-A Chambers I I I
 -  from the Ecka-**Lota** Template Center A: The 4-Veca 12-Reuche Pillar Sets
 -  at the Ecka-**Lota** Template Center, forming the template for the Veca PKA Loti
-






Page: 2

-  The 6 Ecka-**Lota** Density Shields Rotate within the Eckasha Body The vertical center
 -  Template the Ecka-**Lota** Template has one set of embedded Primal-Density Shields that
 -  within the Ecka-**Lota** Body • Shadd hi Se"ur Chambers PKA Loti -+ Top
 -  forms the Ecka-**Lota** Crystal Body within the Eckasha; the Veca Loti Template forms
 -  within the Ecka-**Lota** Crystal Body & when the Ecka-Veca Crystal Body System
 -  sustained. The Ecka-**Lota**, PCM LatE" and PKA Loti Crystal Bodies are together referred
-

Page: 5


-  the Loti and **Lota** Crystal Bodies. The same process of Axiatonal & Meridian Line
 -  Loti and Ecka **Lota** Crystal Bodies. © A"shayana & A"zahyana Deane, 2008, All R1ghts
-


Page: 12

-  Pillars Set Ecka-**Lota** & Le-e TOR-A Chambers Templates into Base Shield
 -  Setting the Ecka-**Lota** Template Into the Ecka Base Shield Eckasha Reuche " "
 -  24-Peta! Ecka-**Lota** Lotus Arc Set Once anchored in the Ecka Base Shield
 -  12- Petal Ecka-**Lota** Lotus Arcs within the Ecka Base Shield, creating the 24-
 -  24- Petal Ecka-**Lota** Lotus Arc Standing-Wave Arc Sets within the Ecka Base
-

File : [2004-08_RevelationsOfRaK4_scan.pdf](#)
Title : K4 The Pillar of Power - Handbook
Subject : Kathara Level 4 - Loga"s, Four Spheres of Ra, Nadradon Etheric-Atomic Duct Complex (from Revelations of Ra WS)
Author : MECO Freedom Teachings - Ashayana Deane
Keywords :

Page: 13


 your D-13.5 **Lotosphere** & Primal Light Field ... As the 24 Lota-Points

 As the 24 **Lota**-Points activate the longdormant Radis Lines connecting through the LotE-

Page: 23

 through the Ecka-**Lota** Matraddon Cell from the Frequency Fields of the Parallel Ecka.


Page: 24

 within the Ecka-**Lota** Base Shield, the "First Cycle" of Expansion I Contraction

Page: 25


 which the 24 **Lota** points and their Radis and Kether Lines activate, and the


Page: 26

 Dondra Activation & **Lotashi** Peak (Tri-polar 360 DC - Intra Hetharo-Morocco)

File : [2004-09_MichaelMaryLine_scan.pdf](#)
Title : The UK Michael-Mary Line - Handbook
Subject : The Zendradon, Ecka-Indigo Shiled and Planetary Shield Awakening of the Universal Indigo Sun and Planetary Diamond Sun Host
Author : MCEO Freedom Teachings - Ashayana Deane
Keywords :

Page: 9

 Body Lote, Loti, **Lota**, Lotum & LotA of personal Ecka-Veca body anatomy through

 TOR-A Imprinting **Lota** Initiation (Sub-harmonic Activation of the Sha-LA-a


Page: 10

 Pillars Set Ecka-**Lota** & Le-e TOR-A Chambers Templates Into Base Shield

 24-Petal Ecka,**Lota** Lotus Arc Set Once anchored In the Ecka Base Shield


Page: 11

 4. The Ecka-**Lota**, Le-eTOR-A Seed Atom initiates creation 5. The

 Once the Ecka-**Lota** template Is set in Base Shield by the Eckasha; the


 the Ec~a-**Lota** Template Centre; forming the template for the Veca PKA Loti

Page: 12


 Template the Ecka-**Lota** Template has one Set of embedded Primal-Density Shields that

 Templates of the **Lota**, LotE" & Loti together form an Intricate Template o16-Interwoven


 to each other: **Lota**- diagonal, Loti- horizontal, LotE"- vertical. The 3-A:xes alignment

 forms e Ecka-**Lota** Crystal Body within the Eckasha; the Veca Loti Template fonn

 within the Ecka-**Lota** Crystal, & when the Ecka-Veca Crystal Body System Is

 sustained. The Ecka-**Lota**, PCM Lo!E" & PKA 0 Crystal Bodies are together

Page: 14

 anatomy. The Ecka-**Lota** and PKA-Loti Crystal Body Templates simultaneously undergo the same


 with the PCM-**Lota**, and the entire Crystal Body structure is "brought {

Page: 16




 Stages. The Ecka-**Lota** and Pka Loti" Templates simultaneously undergo the same stages in






Page: 29

 . Parallel Ecka-**Lota** · Elherlc La-AdOR-A Meridian Lines 60 TILE"a 5ph0ru






 & the Ecka-**Lota** & the downstepped energy body level that manifests within the





 Loti and Ecka- **Lota** Bodies activate in Densification Phase-1 forming the Template for


 As the Ecka **Lota** Body Exhales(Expands, the PCM LotE Diamond Sun "Inhales"/
 in from the **Lota** via the Diodic Grid LoIA Points. When the PCM LotE
 back to the **Lota** via the LoIA Points as Photoo\$onic Waves, creating a

 LotE, Lotum & **Lota** Levels ... , LU = 24 Lotum Points (Link
 LotE) La= 24 **Lota** Points I£.ink to Ecka Lota) Ecka-Lota Heliosphere" --
 ink to Ecka **Lota**) Ecka-Lota Heliosphere" -- - - - - DN-
 Ecka Lota) Ecka-**Lota** Heliosphere" -- - - - - DN-4 --
 Imprint in Ecka **Lota** Grid

 & the Ecka-**Lota** Clj"stal Body Set represents the "71h Sun" to the


 of our Ecka- **Lota** J . . - - ~ / "" . ~
 Fields of the **Lota** through which both PCM LotE & PKA Loti expand the
 Yon-a-ha **Lota** Seed Atom Base Shield the Ecka Lota Template, creating the
 Shield the Ecka **Lota** Template, creating the RA, KA and THA Ethos-Eiros-Logos
 Set In Ecka-**Lota** of Parallel Eckasha·Aah Outer 7 Electrical Cells of

 Matradon 1st Ecka **Lota** Cell, the KA, THA, & RA Spectra, the First Creation
 which our Ecka-**Lota** PCM LotE/ PKA Loti Lotum Crystal Body Density Manifestation emerges.
 Cell ofthe Ecka-**Lota**. All Ecka-Veca Manifestation takes place within the Matradon 1"
 "Fields of **Lota** The Logos - "Point of All Union" where 013.5


 The Matradon Ecka-**Lota** 1st Cell forms the Lotosbhere Spherical Radiation Matrix at Ecka




From the Ecka **Lota** Base Shield Centre-poin~ the Matradon Cell expands the Etheric-

 Monosphere-Monad Ecka-**Lota** 012.5 Logosphere Blueprint for PCM LatE 012 · Divine Blueprint.

Page: 60

 C(, Ecka-**Lota** Heliosphere -- - ~ - - - - DN-4 Lotosphere

 LotE, Lotum & **Lota** Levels ... ~)\ LU = 24 Lotum Points (Link

 • La= 24 **Lota** Points . (Link to Ecka Lata) Field Void .

 Imprint in Ecka **Lota** Grid

Page: 77

 Currents from Ecka **Lota** ~ 1A PCM LotE Pillar of Power has open circulation

 Loti and Ecka **Lota** .


Page: 79

 of our Ecka- **Lota** (2) The Matradon Cell creates the Etheric Blueprint spherical

 Set In Ecka-**Lota** of Parallel Eckasha-Aah Outer 7 Electrical Cells ofthe And

Page: 80


 Matradon 1st Ecka **Lota** Cell, the KA, THA, & RA Spectra, the First Creation

 which our Ecka-**Lota** PCM LotE/ PKA Loti Lotum Crystal Body Density Manifestation emerges.


 Cell ofthe Ecka-**Lota**. All Ecka-Veca Manifestation takes place within the Matradon 1""

 Matradon 1"" Ecka **Lota** Cell PKALoti &PCMLotE RALogos Density . Sphere at Centre

Page: 82


 sparks" the Ecka-**Lota**, PKA-LoU" and pcm LatE" seed atoms and activates their

Page: 83


 Pillars Set Ecka-**Lota** & Le-eTOR-A Chambers Templates into Base Shield Veca

 24- Pelal ~ **ckaLota** Lotus Arc Standing-Wave Arc Set within the Ecka Base

Page: 86

 through the Ecka~**Lota** Matradon Cell from the Frequency Fields of the Parallel Ecka.

Page: 115

 Waves from the **EckaLota** Body, the species Crystal Body (&those of its capable

Page: 116


 a Chamber Ecka-**Lota** Breathing Tube that runs through the centre of the Arc


Page: 117

 ~ = 48 **Lota**-Lotum Points of the Lotosphere and Logosphere initiated activation,

 with the Ecka-**Lota** Base Shield via Planetary Chakra-14 (or "P-


Page: 124

 in their "**Lota** Alignment" positions. PAUSE at the top of the Inhale with

 into the Ecka **Lota**; as this occurs, the Myonic Crystal and Miodic Vortices activate,

File : [2005-03_IntroKathara4_scan.pdf](#)
Title : Elements of Kathara 4 - Handbook
Subject : Installment 1 - the Eiradon Awakening, the Voyager Trinity Time Wave,
Ra-Sha-LA Restoration, the Ah-Seu-Ra-Shan State and the Hon"a-til-E-a
Run
Author : MCEO Freedom Teachings - Ashayana Deane
Keywords :


Page: 4

 D-13. 5 **Lotosphere** & Primal Light Field ... As the 24 Lola-Points


Page: 14

 through the Ecka-**Lota** Matraddon Cell from the Frequency Fields of the Parallel Ecka.


Page: 15

 within the Ecka-**Lota** Base Shield, the "First Cycle" of Expansion I Contraction

Page: 16

 Dondra Activation & **Lotashi** Peak (Tri-polar 360 DC - Intra Hetharo-Morocco

Page: 23

 in their "**Lota** Alignment" positions. PAUSE at the top of the Inhale with

File : [2006-10_IntroToMonad_scan.pdf](#)
Title : Intro to the Monad
Subject : The Spark of the Living Flame
Author : MCEO Freedom Teachings - Ashayana Deane
Keywords :


Page: 22




and the Ecka **Lota** phase, forming the full Ecka-Veca LotA 24 petal lotus

File : [2007-04_Kathara23Sect7-8_scan.pdf](#)
Title : Kathara 2-3 Sections 7 & 8 Module
Subject : Kathara Team Module expanding the technical details of Kathara 2-3
Author : MCEO Freedom Teachings
Keywords :

Page: 2

 7 Ecka-**Lota** Kathara
Template and Le-e-TOR-A Chambers 8

Page: 6

 1 identity resides. **Lota**: the Crystal Body template and light grid of the Ecka


Page: 8


 Ecka-**Lota** Kathara Template and Le-e-TOR-A Chambers (Figure

 Setting the Ecka-**Lota** Template Into the Ecka Base Sh~ . . I. . . :

Page: 9


 24-Petal Ecka-**Lota** Lotus Arc Set)~ 7 stepping down to form two

 12-petal Ecka-**Lota** Lotus Arcs within the EckaBaseShield,creatingthe24-petal energieS and fLOWing


 energieS are Ecka-**Lota** Lotus Ate Standing wave Arc set withintheEckaBaseshield. different types, usually

Page: 10

 After the Ecka-**Lota** template is set in the base shield, the Ecka center

 Setting the Ecka-**Lota** Template Into the Ecka Base Sh"Id The MCEO Freedom


Page: 15

 of the Ecka **Lota**, the Particum LotE and the Partika Loti all connect together


Page: 25

 Loti, and Ecka **Lota** all have these sets of vortices, with the top and

 LotE, Loti, and **Lota**. Crystal Body Light Grid external 24 Line sets The other

 the additional Ecka **Lota** Lines for the full Ecka-Veca LotA Crystal Body. This


Page: 31


 and the Ecka-**Lota**, and the downstepped energy body levels that manifest within the


Page: 35

 and the Ecka **Lota** also have their Myonic, Dyonic, and Eyonic Crystal Bodies with


Page: 37

 for the Ecka-**Lota** is outside of that (small open circles). Lotus Points


 with the Ecka **Lota**. The Lotus Arc Transmission Lines travel vertically and at 45o

 into the Ecka **Lota**. These Najeuls are vortices of the Lota that spin, creating


 vortices of the **Lota** that spin, creating spiraling tubes of Partikate Wave Radiation that

 LotE, Loti, and **Lota**. 2They also circulate these currents between the interior and exterior


Page: 38


 from the Ecka **Lota** into the LotE Central Pillar of Power. These Heliopath tubes

 As the Ecka **Lota** exhales, the 5 Density Hova Bodies expand upward and downward


 and into Ecka-**Lota** manifestation. The MCEO Freedom Teachings® Series Presented by Adashi

Page: 39

 is the Ecka **Lota**. Once a being has reassembled all of its consciousness in

 into the Ecka **Lota**, and become that level of being. The Parallel Ecka-Veca

Page: 48

 Within the Ecka-**Lota** Kathara Template Figure 7 Creation of the 24-Petal Ecka

File : [2007_12TribesVol1_scan.pdf](#)
Title : 12 Tribes Vol 1 transcript
Subject : scan of the 12 Tribes Volume 1 binder
Author : MCEO Freedom Teachings
Keywords :

Page: 305



This is the **Lota**-ya. This is not supposed to be supporting, that's supposed

File : [2010-04_CamelotInterview_scan.pdf](#)
Title : Camelot Interview - Handbook
Subject : Diagram pack for Camelot Interview
Author : MCEO Freedom Teachings - Ashayana Deane
Keywords :

Page: 37

 & the Ecka-**Lota** Crystal Body Set represents the "7th Sun" to the

Page: 71


 & the Ecka-**Lota** Crystal Body Set represents the "7th Sun" to the


File : [2014-12_KDDL1ChartPack_scan.pdf](#)
Title : Keylontic™ Discourses for Daily Living
Subject :
Author : (C)2015 E"Asha Ashayana
Keywords :

Page: 14

 & the Ecka-**Lota** Crystal Body Set represents the "7th Sun" to the

Page: 27

 4 - Ecka **Lota** Capstones = The 12 Wheels of the "Chariot of


 - Parallel Ecka **Lota** Capstones Keylon tic"" Discourses for Daily Living - KDDL """"

File : [2016-03_KDDL2_scan.pdf](#)
Title : Arhayas Productions KDDL2 Hand Book
Subject :
Author : (C)2015 E"Asha A. Arhayas
Keywords :

Page: 16

 & the Ecka-**Lota** Crystal Body Set represents the "7th Sun" to the


Page: 34

 4 - Ecka **Lota** Capstones = The 12 Wheels of the "Chariot of


 - Parallel Ecka **Lota** Capstones Keylontic"" Discourses for Daily Living - KDDL"" Course Series

File : [KeylonticDictionary.pdf](#)
Title : Keylontic Dictionary
Subject : KS Dictionary
Author : MCEO Freedom Teachings
Keywords :

Page: 6

 MiaSDIIC Body Miasms **Lota**. LotA L-7 Miasms II-16 LotE L-7 Middl<

Page: 192

 Page L-7 **Lota**- LotA LotE Loti Lotum
