

Search Results

Summary

Searched for : **crown chakra**

In index(es) : **H:\KS_Scan_Library\MasterIndex.pdx**

Results : **26** document(s) with **105** instance(s)

Saved on : **7/9/2017 12:02:16 AM**

File : [1999-07_AncientRightsPassage_Handbook_scan.pdf](#)

Title : The Ancient Rites of Passage - Handbook

Subject : Personal Healing Through Planetary Service

Author : MCEO Freedom Teachings - Anna Hayes Gruber

Keywords :




Page: 65




through the 71ta **Crown Chakra**, up to the 14th Chakra 36" above the head.

File : [1999-12_Kathara1_scan.pdf](#)
Title : Kathara 1 - Manual
Subject : Introduction to Kathara Bio-regenesis technologies, Color, Symbol, Sound and Bio-regenesis
Author : MCEO Freedom Teachings
Keywords :

Page: 181

 into the 7th **Crown Chakra**, from the inside of the head moving upward and
 head at the **Crown Chakra**. 2. Call to mind the Hierophant Symbol (Pale
 at the 7th **Crown Chakra** at the top of the head. When the Hierophant



Page: 182

 up through 7th **Crown Chakra** to top of head. 2. Hierophant Symbol at center




Page: 195

 Chakra-10, to **Crown Chakra-7**, Pineal Gland, rapidly down Central Vertical Current and



Page: 253

 skull, at the **Crown Chakra**. 2. Call to mind the Hierophant Symbol (Pale
 at the 7th **Crown Chakra** at the top of the head. When the Hierophant



Page: 255

 6" above your **Crown Chakra** ... 3. Next, return your attention to the 12th
 6" above your **Crown Chakra** ... Again, return your attention to the 12th Chakra,
 6" above your **Crown Chakra** ... The MCEO Freedom Teachings® Series Presented by

Page: 256

 6" above your **Crown Chakra** in a moment we will create the
 up through the **CROWN CHAKRA** until the DARK SILVER DOT sits on the top

Page: 257

 up to the **Crown Chakra** ... we'll take a little time for this ...
 ... From the **Crown Chakra** the GOLD-SILVER-CURRENT continues upward out of the

Page: 258



 of your 7th **Crown Chakra**). Imagine that you are going to move this Pale

File : [1999_TangibleStructure_scan.pdf](#)
Title : Tangible Structure of the Soul - Handbook
Subject : Multidimensional anatomy, ascension teachings, accelerated bio-spiritual evolution program
Author : MCEO Freedom Teachings - Ashayana Deane
Keywords :


Page: 26

 the 7th **Crown Chakra** into the 4th Heart Chakra, turning the Heart Chakra

Page: 40


 Navel, Heart and **Crown Chakras** and within the Pineal, Thyroid and Thymus glands. This
 that opens the **Crown chakra** vortex for full fetal integration and connects the body

Page: 54

 of the 7th **Crown chakra** and prepares the morphogenetic imprint of the 7th, 8th


File : [1999 Voyagers1_scan.pdf](#)
Title : Voyagers I - Book
Subject : The Sleeping Abductees, Second Edition
Author : Ashayana Deane
Keywords :

Page: 197

 the 7th "**Crown" Chakra**), to a point about 36" above the head (

File : [2000-06_AngelicRealities_scan.pdf](#)
Title : Angelic Realities - Book
Subject : Survival Handbook
Author : MCEO Freedom Teachings - Ashayana Deane
Keywords :

Page: 87

 the 7th "**Crown**" **Chakra**), to a point about 36" above the head (

Page: 93

 THROUGH THE 7TH **CROWN CHAKRA** AT THE TOP OF THE HEAD. E. EXHALE, AND

File : [2001-05_SecretsOfLemuriaTranscript_scan.pdf](#)
Title : Secrets of Lemuria (transcript)
Subject : Partial transcript for Kauai workshop
Author : MCEO Freedom Teachings
Keywords :


Page: 4




of in the **crown chakra**, which stimulated activation of the 4th strand before it


File : [2001_MastersTemplarStewardshipFieldGuide_scan.pdf](#)
Title : Masters Templar Stewardship - Field Guide
Subject : Planetary Shields Clinic Field Guide
Author : MCEO Freedom Teachings - Ashayana Deane
Keywords :

Page: 11

 the 7th "**Crown Chakra**"), to a point about 36" above the head (


Page: 26


 skull, at the **Crown Chakra**. 2. Call to mind the Hierophant Symbol (Pale

 at the 7th **Crown Chakra** at the top of the head. When the Hierophant

Page: 28


 6" above your **Crown Chakra** . . . 3. Next, return your attention to the

 6" above your **Crown Chakra** . . . Again, return your attention to the 12th


 6" above your **Crown Chakra** . . . 6. Now, visualize or imagine the 31 little

 6" above your **Crown Chakra** in a moment we will create the Kee-

Page: 29


 up through the **CROWN CHAKRA** until the DARK SILVER DOT sits on the top

Page: 30

 **Crown Chakra** ... we'll take a little time for this ...

 ... From the **Crown Chakra** the GOLD-SILVER-CURRENT continues upward out of the

Page: 31



 of your 7th **Crown Chakra**). Imagine that you are going to move this Pale

Page: 49





 THROUGH THE 7TH **CROWN CHAKRA** AT THE TOP OF THE HEAD. E. EXHALE, AND

File : [2002_DanceForCommonHandbook_scan.pdf](#)
Title : Dance For Series - Handbook
Subject : Common handbook for all ten associated Workshops (March "02 - Aug "03)
Author : MCEO Freedom Teachings - Ashayana Deane
Keywords :


Page: 64

 skull, at the **Crown Chakra**. 2. Call to mind the Hierophant Symbol (Pale
 at the 7th **Crown Chakra** at the top of the head. When the Hierophant



Page: 66

 6" above your **Crown Chakra** ... 3. Next, return your attention to the 12th
 6" above your **Crown Chakra** ... Again, return your attention to the 12th
 6" above your **Crown Chakra** ... 6. Now, visualize or imagine the 3
 6" above your **Crown Chakra** in a moment we will create the Kee-

Page: 67

 up through the **CROWN CHAKRA** until the DARK SILVER DOT sits on the top

Page: 68

 up to the **Crown Chakra** ... we'll take a little time for this ...
 ... From the **Crown Chakra** the GOLD-SILVER-CURRENT continues upward out of the


Page: 69

 of your 7th **Crown Chakra**). Imagine that you are going to move this Pale


Page: 251

 THROUGH THE 7TH **CROWN CHAKRA** AT THE TOP OF THE HEAD. E. EXHALE, AND

Page: 253

 and out the **Crown Chakra-7** all the way up to Chakra-14 36

Page: 281

 10th and the **Crown Chakras** and into your Pineal Gland to meet with the

File : [2004-04_Kathara23-Manual_scan.pdf](#)
Title : Kathara Levels 2 & 3 Foundations - Manual
Subject : Awakening the Living Lotus, Healing Facilitation Through Crystal Body Alignment
Author : MCEO Freedom Teachings - Ashayana Deane
Keywords :

Page: 311



to above your **Crown chakra**, · and coming into a perfect, rising, vertical axis

File : [2005-03_IntroKathara4_scan.pdf](#)
Title : Elements of Kathara 4 - Handbook
Subject : Installment 1 - the Eiradon Awakening, the Voyager Trinity Time Wave,
Ra-Sha-LA Restoration, the Ah-Seu-Ra-Shan State and the Hon"a-til-E-a
Run
Author : MCEO Freedom Teachings - Ashayana Deane
Keywords :

Page: 66



position over your **Crown Chakra** ... engage a 2- Point Pale Silver-Violet Mother

File : [2005-10_EngagingGodLanguages_scan.pdf](#)
Title : Engaging the God Languages - Handbook
Subject : Discover the languages of creation and how to use them to embody your God-Self
Author : MCEO Freedom Teachings - Kathara Team
Keywords :

Page: 28



of the ih **Crown chakra** and prepares the morphogenetic imprint of the ih, 81

File : [2006-10_SacredSexClass_scan.pdf](#)

Title : Sacred Sex Class

Subject : Questions and Answers

Author : MCEO Freedom Teachings

Keywords :

Page: 62



up above the **Crown Chakra**. 5. Hon"-a-til-E"a code: Symbolically represented by

File : [2007-11_LegacyOfLostTranscript.pdf](#)
Title : Legacy of the Lost (Amsterdam workshop transcript)
Subject : Legacy of the Lost, Freedoms of the Found, the Milky Way Mysteries, Halls of Records and the Jesus Codes
Author : MCEO Freedom Teachings
Keywords :


Page: 242




71h chakra, the **Crown Chakra** at the top of the head. And when we

File : [2007_12TribesVol1_scan.pdf](#)
Title : 12 Tribes Vol 1 transcript
Subject : scan of the 12 Tribes Volume 1 binder
Author : MCEO Freedom Teachings
Keywords :

Page: 51

 nicely out the **crown chakra** and then off to the next incarnation. And eventually


Page: 135

 in through our **crown chakras** into our physical bodies. And we are home. But


Page: 136

 up, into our **crown chakra** and align them with our physical bodies. [A"sha

Page: 176

 out through the **crown chakra**, it gets trapped and the raider comes in and


Page: 232

 in through our **crown chakras** into our physical bodies. And we are home. But

Page: 233



 up, into our **crown chakra** and align them with our physical bodies. [A"sha

Page: 293



 like behind the **crown chakra** but not as far back as rear Chakra 8.

File : [2007_MCEOordinateSystem_scan.pdf](#)
Title : The MCEO Ordinate System
Subject : details related to MCEO ordinations
Author : MCEO Freedom Teachings
Keywords :




Page: 37

 over the 7th **Crown Chakra** (Hold thru # 6) • INHALE a large
 and INTO Ordinand"s **Crown Chakra**- and- ALL THE WAY down their central vertical channel,



Page: 38

 Frequency from their **Crown Chakra**, into your RIGHT Palmas if the ball of energy
 UP from their **CROWN Chakra**, until it forms a SPRAY or BURST of LIGHT


Page: 39

 into the 7th **Crown Chakra**, from the inside of the head moving upward and
 head at the **Crown Chakra**. 3 Call to mind the Hierophant Symbol (Pale
 at the 7th **Crown Chakra** at the top of the head. When the Hierophant





Page: 41

 skull, at the **Crown Chakra**. 3. Call to mind the Hierophant Symbol (Pale
 at the 7th **Crown Chakra** at the top of the head. 4. When the



Page: 43

 6" above your **Crown Chakra** 3. Next, return your attention to

Page: 44





 6" above your **Crown Chakra** 5. Again, return your attention to the
 6" above your **Crown Chakra** 7. Now, visualize or imagine the
 6" above your **Crown Chakra** in a moment we will create the Kee-
 up through the **CROWN CHAKRA** until the DARK SILVER DOT sits on the top

Page: 45

 up to the **Crown Chakra** ... we'll take a little time for this ...
 ... From the **Crown Chakra**, the GOLD-SILVER-CURRENT continues upward out of the


Page: 46

 of your 7th **Crown Chakra**). Imagine that you are going into move this Pale

-  over the 7th **Crown Chakra** (Hold thru # 6) • INHALE a large
 -  and INTO Ordinand"s **Crown Chakra**- and- ALL THE WAY down their central vertical channel,
 -  Frequency from their **Crown Chakra**, into your RIGHT Palmas if the ball of energy
 -  UP from their **CROWN Chakra**, until it forms a SPRAY or BURST of LIGHT
-



File : [2008-01_EngagingLoadOutWorkshopTranscript_scan.pdf](#)
Title : Engaging the Load Out (workshop transcript)
Subject : Full transcript for FOL "08 workshop
Author : MCEO Freedom Teachings
Keywords :

Page: 135

 moves through the **Crown Chakra**, the seventh Chakra, and up and out. And it




File : [2009-10_Sliders6Transcript_scan.pdf](#)
Title : Sliders 6 (workshop transcript)
Subject : Transcript for Sliders 6 workshop
Author : MCEO Freedom Teachings
Keywords :

Page: 151

-  up through your **Crown Chakra** (all exhale), and out to the center Oh,
 -  firmly out the **Crown Chakra** and right toward the center, just to amplify the
-

File : [2010-05_Sliders7_scan.pdf](#)
Title : Sliders 7 - Handbook
Subject : The Lands of Wha Mirror Mapping, the 3 Paths of the KRYST and the Wha-
YA-yas Masha-yah-hana Adashi Adepts
Author : MCEO Freedom Teachings
Keywords :

Page: 12

-  your 7th (**Crown Chakra**)-the base of the flame sitting in your pineal
 -  the pineal (**Crown Chakra-7**), and the 3rd in the Sacral (Chakra-
 -  top flame at **Crown Chakra-7** downward, and the bottom flame at Sacral Chakra-
-

File : [2011-04_ShA-DahL-UUN13Virtues_Codes_scan.pdf](#)
Title : ShA-DhaL-UUN 13 Virtues Color Codes
Subject : Laminated set of color Virtues
Author : MCEO Freedom Teachings - Ashayana Deane
Keywords :


Page: 7



Articulation Communication 7- **Crown Chakra**/Dimension-7/Realized Atomic-Elemental DN-3
Violet-Purple

File : [2011-04_ShA-DahL-UUN13Virtues_scan.pdf](#)
Title : ShA-DhaL-UUN 13 Virtues - Handbook
Subject : The ShA-DhaL-UUN Rite, 13 Virtues and the Shores of Ah-MA-ya-san,
Planetary Mirror in the Sky Activation 1
Author : MCEO Freedom Teachings - Ashayana Deane
Keywords :

Page: 4




 Articulation Communication 7- **Crown Chakra**/ Dimension-?/ Realized Atomic-Elemental DN-3 Violet-Purple- Lower

Page: 22


 Articulation Communication 7- **Crown Chakra**/Dimension-7/Realized Atomic-Elemental DN-3 Violet-Purple-

File : [2011-05_Sliders10_scan.pdf](#)
Title : Sliders 10 - Handbook
Subject : Return of the Sacred Butterfly, Te, Chi, & the DhA-Ya-Tei, Ultimate Desire,
DhA-Ya-fication of the Vessel, Eternal Identity & the Adept Mind
Author : MCEO Freedom Teachings
Keywords :


Page: 11

-  Pineal and into **Crown Chakra-7** at the "outside top of your head".
 -  7. Exhale at **Crown Chakra-7**, using the exhale breath to again expand the
 -  helmet outward at **Crown Chakra-7**, this time with the "top half" of
-

Page: 12

-  half-breath" at **Crown Chakra-7**, using the inhale to again contract the "
-

Page: 48

-  Articulation Communication 7- **Crown Chakra/Dimension-7/Realized Atomic-Elemental DN-3**
Violet-Purple
-

File : [2012-04_Sliders12Pt2_scan.pdf](#)
Title : Sliders 12 Part 2 - Handbook
Subject : Externalization of the KRYST, Secrets of the Tan-Tri-A"Jha, Dueling
Plasmas, the 15th Bridge, Myotic Awakening, the 7 Stands of the KRYST-
Host Fail Safe & Fail Safe Stand 2
Author : MCEO Freedom Teachings
Keywords :

Page: 44



Breathing 1. Extend **Crown Chakra** 7 Lotus upward into Krystar Shield and P. Lotus

File : [2013-05_WatersOfE-LAi-sa_scan.pdf](#)
Title : The Waters of E-LAi-sa - Handbook
Subject : Tan-Tri-A"ra Chismatic Self-Healing Level 2, The E-LAi-sian Seal and the 8-
step E-LAi-sian Encoding Process
Author : ARhAyas Productions, E"Asha Ashayana
Keywords :

Page: 92




Chakra-6 & **Crown Chakra**-7 Interface at Pineal Gland Net Earth Lots Interface

File : [2013-08_ShiftMasterHostMasterEarthCYNC_scan.pdf](#)
Title : Introduction to ShiftMasters, HostMasters & the EarthCYNC Celebration - Handbook
Subject :
Author : ARhAyas Productions - E"Asha Ashayana
Keywords :

Page: 31


 Chakra-6 & **Crown Chakra**-7 Interface at Pineal Gland Net Earth Lots Interface

Page: 81


 Chakra-6 & **Crown Chakra**-7 Interface at Pineal Gland Net Earth Lots Interface

File : [2016-03_KDDL2_scan.pdf](#)
Title : Arhayas Productions KDDL2 Hand Book
Subject :
Author : (C)2015 E"Asha A. Arhayas
Keywords :

Page: 318



 Induction: Chakra-7 **Crown, Chakra-S** Throat, Chakra-3 Solar Plexus Power-Phase Qualities:

Page: 320


 Induction: Chakra-7 **Crown, Chakra-5** Throat, Chakra-3 Solar Plexus Keylon tic"" Discourses

File : [KeylonticDictionary.pdf](#)
Title : Keylontic Dictionary
Subject : KS Dictionary
Author : MCEO Freedom Teachings
Keywords :

Page: 173

 Navel, Heart and **Crown Chakras** and wirb the Pineal, Thyroid and Thymus glands This
 that opens the **Crown chakra** vortex for full fetal integration and collllttts the body

Page: 184

 QPt":OS tbe **Crown chakra** ,-onex for full fetal integration and connects
