

Search Results

Summary

Searched for : **heliotal**

In index(es) : **H:\KS_Scan_Library\MasterIndex.pdx**

Results : **37** document(s) with **586** instance(s)

Saved on : **7/10/2017 3:50:53 PM**

File : [2002_DanceForCommonHandbook_scan.pdf](#)




Title : Dance For Series - Handbook

Subject : Common handbook for all ten associated Workshops (March "02 - Aug "03)






Author : MCEO Freedom Teachings - Ashayana Deane

Keywords :






Page: 221

-  Inhale drawing in **Heliotalic** current vertically from beyond Chakra 13 and Chakra 14, building
-  a ball of **Heliotalic** frequency within the AzurA: Visualize or Imagine the Hierophant as
-  brain. INHALE the **Heliotalic** Ball up to meet the Eckasha Hierophant Symbol in the




Page: 246

-  Procedure: NOTE: The **Heliotalic** "Tri-Breath" was used prior to Hetharo May 2003
-  head) and Ecka **Heliotalic** Current (Ecka-based Pale Silver mixed with Pale Rainbow
-  2003) the Ecka **Heliotalic** Current can be drawn from vertically above the head from
-  Gland. Take three **Heliotalic** TriBreaths- On the Inhale, draw Pale-Silver D-12 Maharic
-  drawing in the **Heliotalic** Current. Direct all three currents to meet at the Azur-








Page: 247

-  Silver ONE+ **Heliotalic** Currents", Silver-Gold light plus Pale Silver mixed with Pale
-  one 3-point **Heliotalic** breath, using the INHALE breath to simultaneously draw Pale-Silver
-  14 and the **Heliotalic** Frequency to meet within the spark at the Azur-A
-  forcefully push the **Heliotalic** Spark directly out in front of you to a position
-  directly into the **Heliotalic** Spark 2 feet out in your auric field. Breathe freely

Page: 248

-  image of the **Heliotalic** Spark 2 feet out in front of your auric field
 -  or feel the **Heliotalic** Spark gently pulsating and vibrating as it gently and lovingly
 -  to draw your **Heliotalic** Spark from the auric field back into the Azur-A
-

Page: 249


-  and into the **Heliotalic** Spark at the Azur-A Point in the base of
 -  to push the **Heliotalic** Spark from your Azur-A straight out to the LEFT
 -  to draw the **Heliotalic** Spark WITH THE SHADOW BODY ATTACHED, directly into your physical
 -  well as the **Heliotalic** Frequency in from the right shoulder area. (Since May
 -  Pale Yellow and **Heliotalic** Currents meet at the Azur-A Point at the base
 -  Thymus, expanding the **Heliotalic** Spark to the size of a large grapefruit. Exhale forcefully,
 -  3-Point "**Heliotalic**" breath 6-12 times, or until you feel a tingling,
-


File : [2003-05_CouncilCommunicationOpenLetter.pdf](#)
Title : Council Communication Open Letter
Subject : Guidance and information for the KS eGroup
Author : Ma"a speaking on behalf of the Eieyani Ecka Council
Keywords :

Page: 1

 opening of the **Heliotalic** Flow and activation of the Arc of the Covenant Planetary


Page: 4

 the Universal Veca **Heliotalic** Flow, Golden Fleece Host Field and successful passage through the


 the electrical Planetary **Heliotalic** flow, for this opening gave them a potential "window"


Page: 9

 them with the **Heliotalic** Subsidy Currents and the original COT -Piate-11 codes


 concentrated Flame Holder **Heliotalic** Currents within the Speakers Shields would allow separation, and return

Page: 12


 anchoring the Ecka **Heliotalic** Currents on Earth and within this Universal Veca, the Wesedraks

 to use the **Heliotalic** Flow to sever the BeaST machine/ Arc of the Covenant


 in using the **Heliotalic** Currents to separate the territories of each side from the

 successfully anchoring Planetary **Heliotalics** and thus bringing to life the potential means by which


Page: 13

 IF they use **Heliotalics** to prevent the 21-34-55 Metatronic Merkaba BeaST activation


Page: 14


 them in directing **Heliotalic** Ecka currents through the Arc of the Covenant Gate passage

Page: 15


 which provided a **Heliotalic** Subsidy Current through which the Wesedaks could regain the Shield

Page: 16


 Eieyani, amplified incoming **Heliotalic** sub-harmonics to avert UIR Andromie-Necromiton infiltration of the


 a burst of **Heliotalic** frequency to again spike Earth's core momentarily into the 6th


Page: 19

 "Lotus Breath" **Heliotalic** technologies is sufficient personal preparation for the smaller Reuche-a

Page: 20

 a Shifts. Supplemental **Heliotalic** technologies will be provided at appropriate times, and Planetary Shields


 specific use of **Heliotalic** Currents by and through which they and the Wesedrak races

 can together employ **Heliotalics** to create a gentle separation between the Blended Metatronic Shields


 in technologies of **Heliotalics**, defecting races of the UIR will prevent the "Coming


Page: 21


 attack, while using **Heliotalic** technologies now available to them to "tame the BeaST"

 can each employ **Heliotalics** to ensure this objective while securing their own respective territories.

Page: 22


 begin running the **Heliotalic** Currents through their HAARP Stream network, through which they will

 physicalemotional-mental-spiritual **Heliotalic** Healing, suitable for all races and evolutionary paths, as well


 further advancements in **Heliotalic** healing and manifestation technologies, and thus presents prior need for

File : [2003-08_DanceForJoy2Transcript_scan.pdf](#)
Title : Dance for Joy 2 (workshop transcript)
Subject : Transcript for Dance For Joy 2 Workshop (Andorra, First HeThaLOn peak)
Author : MCEO Freedom Teachings
Keywords :


Page: 6


 to get the **Heliotalic** frequencies, which the Guardian races control and direct, they can

Page: 10


 of that, the **heliotalics** will adopt the corresponding flow to the 45 degree shift.


Page: 16

 large ball of **Heliotalic** energy located way out in the Universe at the Ecka

 The ball of **Heliotalic** Energy looks like a swirling mass of silvery, pastel, rainbow


 frequency down the **Heliotalic** line, in through your right shoulder, and into the AzurA


 the ball of **Heliotalic** frequency now stored in the AzurA separates out into 6


 six balls of **Heliotalic** energy outwards, simultaneously, in six directions; one vertically up, one

 of silvery pastel **Heliotalic** Andorra Hethalon August 2003 16


Page: 17


 the 6 balls **ofHeliotalic** energy back into the AzurA. 8 REPEAT according to inner


 guidance, to build **Heliotalic** frequency in the AzurA and Etheric body field. Technique 2a:


 rainbow ball of **Heliotalic** frequency at the AzurA, momentarily ... 2 Breathe easy for


Page: 18

 involves drawing the **HELIOTALIC** BREATHS IN 3 GROUPS OF THREE; each group being applied









 Lotus Bud with **HELIOTALIC** FREQUENCIES in the AzurA, and b) to draw additional **HELIOTALIC**


 to draw additional **HELIOTALIC** BREATHS, pushing the frequencies out as far as you can




 your gender). Initiate **Heliotalic** breathing sequence with a 2-point Heliotalic Breath, simultaneously drawing







 a 2-point **Heliotalic** Breath, simultaneously drawing **HELIOTALIC** FREQUENCY into the AzurA from both









 Breath, simultaneously drawing **HELIOTALIC** FREQUENCY into the AzurA from both the electrical Heliotasis Line














-  August 2003. Inhale **Heliotalic** Frequency into the AzurA then begin the Heliotalic 6-Point
 -  then begin the **Heliotalic** 6-Point Charging Sequence, using cycles of 3-Breath Sets
 -  respectively). To establish **Heliotalic** 6-Point Breathing Rhythm at the onset of the Charging
 -  the 2-Point **Heliotalic** Breath from step 3b, begin counting for the first 3-
 -  counted, EXHALE the **Heliotalic** frequency from the AzurA out along the 6-point axis
 -  EXHALE to APPLY **HELIOTALIC** BREATHING FORCE to the mutated spin direction of the D-
 -  axis. Use this **Heliotalic** Shield-disc Action Breath to PUSH the D-2 Disc
 -  FORCEFUL EXHALE push **Heliotalic** frequency upwards from the AzurA to Chakra 14, and way
-

-  Some of the **heliotalic** fountain places, which is really fascinating. It's like, can't they
-






-  Mahadra Adhrana code.] **Heliotalic** Breathing of the Mahadra-Adhrana Code 1. 1 Breath easy,
 -  and then Exhale **Heliotalic** frequency into the Code & Le-Teu-A, 3 times,
 -  Inhale and Exhale **Heliotalic** frequency Forcefully, 3 times within the Mahadra-Adhrana Emerald-Green-
-

-  electrical and magnetic **Heliotalic** Current in on a VERTICAL AXIS from Chakra-14 36"
 -  EXHALE, using the **Heliotalic** frequency to form a grapefruit-sized Heliotalic Ball within the
 -  a grapefruit-sized **Heliotalic** Ball within the AzurA. INHALE another Heliotalic breath from Chakra-
 -  AzurA. INHALE another **Heliotalic** breath from Chakra-14, EXHALE the frequency into the Heliotalic
 -  frequency into the **Heliotalic** Ball at the AzurA, then breath naturally while imagining the
 -  while imagining the **Heliotalic** Ball rises upward from the AzurA, through your Central Vertical
-


-  center. INHALE a **Heliotalic** breath from Chakra-14 down to the Pineal-Le-Teu-
-  EXHALE, using the **Heliotalic** frequency to form a small, egg-sized Heliotalic Egg within
-  small, egg-sized **Heliotalic** Egg within the Pineal- Le-Teu-A. Breath normally for
-  the egg-sized **Heliotalic** Egg at the Le-Teu-A. Now, INHALE and EXHALE
-  opening within the **Heliotalic** Egg at the Pineal-Le-Teu-A. Take 3 INHALE-
-  EXHALE directing the **Heliotalic** frequency into the Lotus Flow with the Heliotalic Egg at
-  Flow with the **Heliotalic** Egg at the Pineal-Le-Teu-A. Return to gentle
-  that the energized **Heliotalic** Egg at the Pineal-Le-Teu-A now begins to

-  internally that the **Heliotalic** Egg moves slowly forward horizontally toward the Mahadra-Adhrana Code,
 -  and into the **Heliotalic** Egg stationed at the Optic Chasm. INHALE a Lotus Breath
 -  Mahadra-Adhrana-encoded **Heliotalic** Egg in the Optic Chasm. Return to gentle Lotus Breathing
 -  the energized-encoded **Heliotalic** Egg now moves backward into the Pineal-Le-Teu-A,
 -  downward into the **Heliotalic** Egg within the Mahadra Cup in Chakra-13 Earth Core.
 -  to draw the **Heliotalic** Egg upward, back into the Pineal- Le-Teu-A, then
 -  pushing the encoded **Heliotalic** Egg horizontally forward back into the Optic Chasm position. Return
 -  attention on the **Heliotalic** Egg at the Optic Chasm. Imagine that the encoded Heliotalic
 -  that the encoded **Heliotalic** Egg at the Optic Chasm begins to gently spin Clockwise
 -  blurring until the **Heliotalic** Egg suddenly pops gently, expanding the Mahadra-Adhrana Code into
 -  clockwise spinning encoded **Heliotalic** Sphere within the entire brain structure inside of your head.
 -  a horizontal tube of **Heliotalic** light has now opened between the Pineal-Le-Teu-A
 -  horizontal tube of **Heliotalic** light bends Andorra Hethalon August 2003 65
-



Page: 66

-  encoded sphere of **Heliotalic** light continues to rotate counter-clockwise within the entirety of
 -  triangular tube of **Heliotalic** light, called the Adhrana Triangulation, grows brighter and stronger with
 -  and stronger with **Heliotalic** intensity. INHALE a final Lotus Breath at the AzurA, the
 -  breath to push **Heliotalic** current up from the AzurA, into and through the Pineal-
 -  forward through the **Heliotalic** tube into the Optic Chasm point of the Adhrana Triangulation.
-




Page: 67


-  because of the **heliotalics**. It has to do with this group's history, that goes
-


Page: 68


-  released. It is **heliotalic**, and it is being released because these sites are now
 -  electrical and magnetic **Heliotalic** Current in on a VERTICAL AXIS from Chakra-14 36"
-


Page: 69


-  EXHALE, using The **Heliotalic** frequency to form a grapefruit-sized Heliotalic Ball within The
-  a grapefruit-sized **Heliotalic** Ball within The AzurA. INHALE another Heliotalic breath from Chakra-
-  AzurA. INHALE another **Heliotalic** breath from Chakra-14, EXHALE The frequency into The Heliotalic


 frequency into The **Heliotalic** Ball at The AzurA, then breath naturally while imagining The


 while imagining The **Heliotalic** Ball moving downward to The Mahadra Cup in Chakra-13


 rapid INHALE/EXHALE **Heliotalic** Lotus Breaths from The Heliotalic Ball in The Mahadra Cup,


 Breaths from The **Heliotalic** Ball in The Mahadra Cup, then INHALE one further Lotus


 forcefully, directing The **Heliotalic** frequency into The Heliotalic Ball in The Mahadra Cup, while


 frequency into The **Heliotalic** Ball in The Mahadra Cup, while imagining or observing that


 observing that The **Heliotalic** Ball within The Mahadra Cup pops, releasing a brilliant Heliotalic


 releasing a brilliant **Heliotalic** Starburst into The Mahadra Cup. Return to gentle Lotus Breathing


 filled. INHALE a **Heliotalic** Lotus Breath into The AzurA, then forcefully EXHALE The breath


 observing as The **Heliotalic** frequency forms a Heliotalic Egg around The entire Mahadra Cup.


 frequency forms a **Heliotalic** Egg around The entire Mahadra Cup. INHALE a Lotus Breath


 Cup within The **Heliotalic** Ball into The Eumbi Point Celestite Crystal Core. Taking gentle


 Cup within The **Heliotalic** Egg, (still stationed within The Eumbi Crystal), into alignment


 The Mahadra Cup/**Heliotalic** Egg, and observe as The 12. 13. Heliotalic frequency from

 The 12. 13. **Heliotalic** frequency from The Exhale breath splits into two directions as


 The Mahadra Cup/ **Heliotalic** Egg, one current of frequency running through The Eumbi Band


 a line of **Heliotalic** current down The LEFT arm and into The LEFT palm.


 forcefully, pushing 15. **Heliotalic** current downward and into The Mahadra Cup/Heliotalic Egg at


 The Mahadra Cup/**Heliotalic** Egg at The Eumbi Core Crystal Center. Breath gentle Lotus


Page: 70

 imagine that a **Heliotalic** spark suddenly appears at its center, making The Eumbi Band


 while imagining that **Heliotalic** current 20. with Dark-Silver liquid light at its center,


 Cup within a **Heliotalic** Egg still within The center of The Eumbi Point Core


 The Mahadra Cup/**Heliotalic** Egg back down to its natural Chakra-13 Earth Core


 Core position. The **Heliotalic** Egg surrounding The Mahadra Cup will slowly dissipate on its


Page: 99


 Cube. INHALE a **Heliotalic** Lotus Breath into The AzurA and into The Gold Metatronic

 Metatronic Cube with **Heliotalic** light. INHALE another Heliotalic Lotus Breath into The Gold Metatronic






















 light. INHALE another **Heliotalic** Lotus Breath into The Gold Metatronic Cube at The AzurA,

 a current of **Heliotalic** light down The Central Vertical Current and into The Kathara




 breath to push **Heliotalic** Current upward and into The Black Cube at Kathara Center-

 Exhale to push **Heliotalic** Current up and into The Black Cube at Kathara Center-




Page: 100











 breath to push **Heliotalic** Current from Chakra-13 up to The center point of
 and expand a **Heliotalic** Ball at The Mahadra Point in Chakra-13. INHALE another
 and into The **Heliotalic** Ball, then forcefully EXHALE, using The Exhale breath to push
 to push The **Heliotalic** Ball upward from Chakra-13 and into The center of
 center of The **Heliotalic** Ball that is still stationed in The Maharic Shield center
 point, filling The **Heliotalic** Ball with Pale Silver D-12 Maharic liquid light. INHALE
 Breath to push **Heliotalic** Current up from Chakra- 13 to The Heliotalic Ball at
 13 to The **Heliotalic** Ball at The Maharic Shield center, pushing The Heliotalic Ball
 center, pushing The **Heliotalic** Ball upward to The Metatronic Black Cube that is still
 breath to push **Heliotalic** Current up to The Metatronic Black Cube and Heliotalic Ball
 Black Cube and **Heliotalic** Ball at Kathara Center-S Navel. Take another Lotus Breath,
 breath to push **Heliotalic** Current downward, through The GOLD Metatronic Cube stationed at Chakra-
 Imagine that The **Heliotalic** Current coming down from The AzurA at The Thymus Base,
 Black Cube and **Heliotalic** Ball at Kathara Center-S Navel, then pushes The Gold
 Cubes and The **Heliotalic** Ball slightly downward from Kathara Center-S Navel and into
 breath to draw **Heliotalic** Current into The Heliotalic Ball at The Eumbi, expanding The
 Current into The **Heliotalic** Ball at The Eumbi, expanding The Heliotalic Ball until it
 Eumbi, expanding The **Heliotalic** Ball until it forms an egg-shaped capsule around The
 forcefully, pushing The **Heliotalic** Egg, with Gold and Black Metatronic Cubes inside, down
into
 Imagine that The **Heliotalic** Egg with Gold and Black Metatronic Cubes inside is now
 AzurA upon The **Heliotalic** carrier wave. EXHALE gently, slowly filling The Azurite Core Crystal

Page: 101










 Crystal, then INHALE **Heliotalic** Current into The Azurite Core Crystal at The AzurA, hold
 intense burst of **Heliotalic** Current from The Azurite Core Crystal upward and diagonally to
 observe that The **Heliotalic** Current exhaled to Kathara-Center-6 in step-3 above

Page: 102

 burst of amplifying **Heliotalic** Current from The AzurA diagonally up and to The right
 rounds of amplifying **Heliotalic** Lotus Breaths, INHALE forcefully, then EXHALE forcefully,
using The Exhale
 capsules. INHALE another **Heliotalic** Lotus Breath from The AzurA, then forcefully EXHALE,
again diagonally


-  this time directing **Heliotalic** current further upward and into Kathara Center-9, in The
 -  point current of **Heliotalic** light into a Heliotalic Ball within The Azurite Core Crystal
 -  light into a **Heliotalic** Ball within The Azurite Core Crystal and hold The Inhale
 -  direct a thick **Heliotalic** Current from The Heliotalic Ball in The Azurite Core Crystal
 -  Current from The **Heliotalic** Ball in The Azurite Core Crystal diagonally and upward to
 -  11. INHALE another **Heliotalic** Lotus breath into The AzurA, shift your attention to Kathara
 -  thick tube of **Heliotalic** Current from Kathara Center-9 diagonally downward and toward The
 -  Imagine that a **Heliotalic** Tube now extends from The Kathara Center-9 Control Node
 -  12. INHALE a **Heliotalic** Lotus Breath from The AzurA, then EXHALE forcefully, using The
 -  to extend The **Heliotalic** Tube horizontally to The right, from The Kathara Center-4
-

Page: 103


-  13. Continue gentle **Heliotalic** Lotus Breathing from The AzurA, and shift your attention back
 -  firmly INHALE a **Heliotalic** Lotus Breath from The AzurA, then forcefully EXHALE a stream
 -  Clock-wise spiraling **Heliotalic** Current diagonally upward to The right and into The Control
 -  spiraling stream of **Heliotalic** Current running from The AzurA to The Control Node in
 -  The previously constructed **Heliotalic** Tube running from Kathara Center-9, to Kathara Center-4
 -  push two diagonal **Heliotalic** Currents from The AzurA, through The diagonal Heliotalic Tube, one
 -  through The diagonal **Heliotalic** Tube, one current moving up to Kathara Center-9, The
 -  direct a final **Heliotalic** Current diagonally downward only, first into Kathara Center-4, then
 -  a stream of **Heliotalic** Current diagonally upward to The right and into The Sirian
-

File : [2003-09_ScienceSpiritCreation_scan.pdf](#)
Title : The Science and Spirituality of Creation - Handbook
Subject : Cosmic Order, Interdimensional Anatomy, Primal Life Force Currents, Merkaba, Flame Body
Author : MCEO Freedom Teachings - Ashayana Deane
Keywords :


Page: 49

 . And TransChromatic **Heliotalic**.Seur.Pillar · Den\lty-1 . 3-dimensional I

Page: 52

 0-3 **Heliotalic** Seur Pillar and 6 Point [}· 3 Dimensional Axis

Page: 54

 2 D-2 **Heliotalic** Seur Pillar and 6-Point D-2 Dimensional Axis ·


Page: 56


 Dlr~1!ns **ionai**"**Heliotalic** Seur Pillar . . A-... . -----~ | J |

Page: 58


 Transharmonic & Dimensional **Heliotalic** Seur Pillar Density-1 Density/ Dimensional Kathara Grids &


Page: 61


 large ball of **Heliotalic** energy located way out in the Universe at the Ecka

 The ball of **Heliotalic** Energy looks like a swirling mass of slivery, pastel, rainbow


 15th, 2003, the **Heliotalic** Ball lies on a Central Vertical Axis (straight up


 down the vertical **Heliotalic** line, Into the AzurA Point, just below the Thymus. 4

 the ball of **Heliotalic** frequency now stored In the AzurA separates out into 6.


 six balls of **Heliotalic** energy outwards, simultaneously, in six directions; one vertically up, one

 6 balls of **Heliotalic** energy back into the AzurA. 8 REPEAT according to Inner

 guidance, to build **Heliotalic** frequency In the AzurA and Etheric body field. Technique 2a:

 rainbow ball of **Heliotalic** frequency at the AzurA, momentarily ... 2 Breathe easy for

Page: 62









 large ball of **heliotalics**. 2 Each of the 6 Exhale breaths Is used to

File : [2003-10_CosmicClockReset_Scan.pdf](#)
Title : The Cosmic Clock Reset - Handbook
Subject : Entering the Reusha-TA Great Healing Cycle
Author : MCEO Freedom Teachings - Ashayana Deane
Keywords :










Page: 37

 Mental Bogy 1 **Heliotalic** Seur Pillar (..... I . DN-I"(:P &




Page: 39










-  large ball of **Heliotalic** energy located way out in the Universe at the Ecka
 -  The ball of **Heliotalic** Energy looks like a swirling mass of silvery, pastel, r~
 -  the ball of **Heliotalic** frequency now stored in the AzurA ·separates out into
 -  six balls of **Heliotalic** energy outwards, simultaneously. In six directions; one vertically up, one
 -  of silvery pastel **Heliotalic** frequency stationed in your Etheric body ... and... - .
 -  6 balls of **Heliotalic** energy back into the AzurA. 8 REPEAT according to inner
 -  guidance, to build **Heliotalic** frequency in the AzurA and Etheric body field. Technique 2a:
 -  rainbow ball of **Heliotalic** frequency at the AzurA, momentarily Breathe
-

Page: 41






-  large ball of **Heliotalic"energy** located beneath your feet way out in the Universe beyond
 -  The ball of **Heliotalic** Energy looks like a swirling mass of silvery, pastel, rainbow
 -  15th, 2003, the **Heliotalic** Ball lies on the Central Vertical Axis). . . Forcefully
 -  up the vertical **Heliotalic** line, into the AzurA Point just below the Thymus. Hold
 -  the ball of **Heliotalic** frequency now stored in the AzurA separates out into 6
 -  six balls of **Heliotalic** energy outwards, simultaneously, in six directions; one vertically up, one
 -  the 6 balls of **Heliotalic** energy back into the AzurA. REPEAT according to inner guidance,
 -  guidance, to build **Heliotalic** frequency in the AzurA and Etheric body field. Technique 2a:
 -  rainbow ball of **Heliotalic** frequency at the AzurA, momentarily 7
-

Page: 43










-  large balls of **Heliotalic** energy located way out in the Universe at the Eckalevel
-  The balls of **Heliotalic** Energy looks like a swirling mass of silvery, pastel, rainbow
-  15th, 2003, these **Heliotalic** Balls lie on the Axis of Central Vertical Current). .

-  on the vertical **Heliotalic** line, into the AzurA Point just below the Thymus, to
-  the ball of **Heliotalic** frequency now stored in the AzurA separates out into 6
-  six Spheres of **Heliotalic** energy outwards, simultaneously, in six directions; one vertically up, one
-  of silvery pastel **Heliotalic** frequency stationed in your Etheric body . . . and ...
-  6 balls of **Heliotalic** energy back into the AzurA. 24 REPEAT according to inner
-  large Sphere of **Heliotalic** frequency in the Etheric body field.
-  attention to the **Heliotalic** balls stationed above and below you, beyond Chakras 14 and
-  forming a large **Heliotalic** Sphere about 12" diameter . . within the AzurA Hold
-  a Sphere of **Heliotalic** frequency, about 12" diameter forms within the AzurA . .




Page: 44

-  replica of the **Heliotalic** Sphere at the AzurA up into the Rajhna and down
-  . the original **Heliotalic** Sphere . at the AzurA . . . 3 Perform a
-  one ever expanding **Heliotalic** . Sphere in all directions out beyond Chakra 14,
-  charging the huge **Heliotalic** Sphere . . and relax. Remain still for a few minutes,
-  minutes, feeling the **Heliotalic** frequencies running through your fields. . Copyright Ashayana & AzurTan

Page: 45




-  The balls of **Heliotalic** Energy look .like a swirling mass of silvery, pastel,
-  on the vertical **Heliotalic** line, into the AzurA Point just below the Thymus, to
-  the ball of **Heliotalic** frequency now stored in the AzurA separates out into 6
-  of silvery pastel **Heliotalic** frequency stationed in your Etheric body ... and . .
-  6 balls of **Heliotalic** energy back into the AzurA. . 7. REPEAT according
-  one large Sphere of **Heliotalic** frequency in the Etheric body field.
-  21 large balls of **Heliotalic** energy located way out in the Universe at the Ecka
-  . The "balls of **Heliotalic** Energy are Mahadra-Adhrana (M~A) Spheres surrounded by
-  on the vertical **Heliotalic** line, into the Heart Centre at Chakra 4, to form

Page: 46

- ) 14 Inhale **Heliotalic** frequency from above and below simultaneously, long, slow and deep,
 -  Umbl. So, inhale **Heliotalics**, long slow and deep from above and below into the
 -  sets of 6. -point **Heliotalic** breaths from each of the 3 Maha-Adhura Membrane areas
-






File : [2003-11_SecretsOfYugasSupplement_Scan.pdf](#)
Title : Secrets of the Yugas - Supplement
Subject : Celestial Arcs and Angles, the Monadic Key and Time Projection
Author : MCEO Freedom Teachings - Ashayana Deane
Keywords :

Page: 3


-  band in a **heliotallic** ball. 4. Forcibly exhale the colour coded heliotallic ball from
 -  the colour coded **heliotallic** ball from the Rajhna into the AzurA and rapidly down
 -  is breathing the **heliotallic** energy with the colour coded frequency in it form the
-

File : [2004-04_Kathara23-Manual_scan.pdf](#)
Title : Kathara Levels 2 & 3 Foundations - Manual
Subject : Awakening the Living Lotus, Healing Facilitation Through Crystal Body Alignment
Author : MCEO Freedom Teachings - Ashayana Deane
Keywords :


Page: 12

-  transmit the powerful **Heliotalic** Ecka - Core Frequency Spectrum of Primal Life - Source
 -  Frequency Spectrum. The **Heliotalic** Frequency Spectrum represents the minimum of Inter-dimensional Frequency Power
 -  through which the **Heliotalic** Ecka-Core Currents can be accessed by, "turned on"
 -  Awakening of Ecka-**Heliotalic** Primal Life Source Healing Currents within the personal Multidimensional Anatomy,
 -  through which the **Heliotalic** Healing Currents that were activated through Kathara Level- 2 can
-

Page: 35

-  LIFE FORCE & **HELIOTALIC** LIFE SOURCE CURRENTS One 15-Dime Universal Life Force Currents
-


Page: 38

-  15 Rays emerge. **Heliotalic** Currents are the powerful linking currents, called Flame Currents, through
-

Page: 60

-  Body activation allows **Heliotalic** Life Source Currents of . . . the Eukatharaista Body
-

Page: 61

-  passage of the **Heliotalic** Currents into the manifest Density Body. THE 12 VECA CODE
-

Page: 66

-  ~ **Heliotalic** Passage Codes and DNA Accretion of the Eukatharaista Body 1
-


Page: 68

-  of .Ecka **Heliotalic** & Eukatharista Currents within the Axiom & DNA Template &
-

Page: 70

-  Veca Flame Body **Heliotalic** Current Activation. •. . .
-


Page: 77

 allows access to **EckaHeliotalic** Life-Source Currents needed. for Crystal Body lotA&Axiom ~

Page: 80


 evel) Ecka-**Heliotalic** Ecka-Veca 1. Har.o Center. (Cere Star} \


Page: 83

 HARA ECKA-**HELIOTALIC** CURRENT SUBHARMONIC ACTIVATION 1. Reuche Sceptre Pillar Arc Activation via


 flow of Ecka-**Heliotalic** Ecka-Veca Flame Body Healing Currents Sf.


Page: 84


 . of Ecka-**Heliotalic** Sub-harmonic Currents within the personal Merkaba Field & activation


 anchoring of Ecka-**Heliotalic** Healing Current Sub-harmonics within the Merkabic Circulatory system.

Page: 121


 Lotus Core Ecka-**Heliotalic** Flame. Currents in preparation for amplification of the Ecka-Heliotalic

 of the Ecka-**Heliotalic** Sub-harmonic Healing Currents and expedited Ecka-Veca Flame Body


 corresponding activation of **Heliotalic** Current to engage Kathara Level-2 Flame Body Activation

 of the Ecka-**Heliotalic** 45-Charge Sha-LA-a and Le-e TOR;A

 Le-AdOR-A **Heliotalic** Currents featured in Kathara Level-3 technologies, which are necessary

 Body as Ecka-**Heliotalic** Currents activate within the Merkabic Circulatory System. Section-6 also

 Arc Sets of **Heliotalic** Le-e TOR-A and Sha-LA-a Ecka-Amoraea

 Channels to amplify **Heliotalic** Healing Currents & expedite Flame Body Activation for Sha-LA-

Page: 123

 rid And TransharmOJ1ic **Heliotalic**.Seur"Pillar. Denslty-1 3-dimensionsl . I "

Page: 125

 Grid D-2 **Heliotallc** Seur Pillar And 6-point D-2 Dimensional AXis --

Page: 127

 E.cka-**Heliotalic** Currents Anchor through the 5-Density -15-Dimerisional Veca


 Gri~ And Transhannonic **Heliotalic**.Seur}illar. Oar~::~I ty-1 ·E:i:"I;;~::

Page: 129


 0-3 **Heliotallc** Seur .Pillar and 6 "Point 0-3

 3 Mental Body **Heliotalic** Seur Pillar o" 0 = Denslty-1 : 0

Page: 131


 .lic + **D"imensional"Heliotalic** .Seur Pillar Density . -" . . ~~~~~ r Thymus Base D

Page: 132


 1onic & Dimensional **Heliotalic** Seur Pillar Density·1 Density/ Dimensional Kathara Grids ·

Page: 133

 . Primary Ecka-**Heliotalic** Lotus Arc Standing Wave Arcing Pillar Currents circulate LifeForce &

 When the Ecka-**Heliotalic** Sub-harmonic Currents are activated within the Merkabic Circulatory System,

Page: 136


 of the Ecka-**Heliotalic** subharmonic currents within the Merkabic circulatory system via Etheric·

 vecca Ecka- **Heliotalic** suliharmonic currents with Tri-polar Tri-vecca Sha·

Page: 137

 Eternal Flame, Ecka/ **Heliotalic** Currents, the Le-e TOR-A, Le-AdOR-A &


Page: 204

 Grid D-2 **Heliotalic** Seur Pillar And 6-point D-2 Dimensional AxUi The

Page: 206


 Grid & Transharmonic **Heliotalic** Seur Pillar & Crystal Body Oensity·1 | 3-

Page: 207

 Grid, D-1 **Heliotalic** Seur Pillar and 6- point D-1 Dimensional axis Primal

Page: 208

 Grid D-2 **Heliotalic** Seur Pillar And 6-point D-2 Dimensional Axis --

 Eiemental Body . **Heliotalic** Seur Pillar left 9+10 Top of shoulders 6+7

Page: 210

 Grid & Transharmonic **Heliotalic** Se"Ur Pillar & Shena Field "Artificial Christ Consciousness" Bio


Page: 221

 Density-1 Transharmonic"+ **DimensionafHeliotalic** s~ur Pillar . : y"K. -: . "


Page: 231

 trans harmonic+ Dimensional **Heliotalic** Seur Pillar lotus Points are points of Trans-Density frequency

Page: 233

 the powerful Ecka-**Heliotalic** Frequency Activations of the "Ka Centre", "Pillar of


Page: 234


 the intense Ecka-**Heliotalic** Frequency Infusions that occur during Ethos-Etheric Blueprint "Pillar

Page: 256


 harmonic Planetary Host **Heliotalic** Activation) K-2 TECHNIQUES: Run all "Linking \$~


Page: 258

 to access Ecka-**Heliotalic** Current Sub-harmonics for expedited Divine Blueprint restoration within all


 more powerful Ecka-**Heliotalic** Current Spectrum, amplifying frequency support to the clients" organic imprint

Page: 259

 of natural Ecka-**Heliotalic** Currents within the Clients" Shields through sub-harmonic activation of


 of sufficient Ecka-**Heliotalic** Frequency Thrust through which environmentally induced STF"s (Sho-Na

Page: 260


 progressively run Ecka-**Heliotalic** frequencies sufficient to transmute the 55R Tandem STF Fields, enabling


Page: 303


 large ball of **Heliotalic** energy located way out in the Universe at the Ecka

 The ball of **Heliotalic** Energy looks like a swirling mass of silvery, pastel, rainbow

 15th, 2003, the **Heliotalic** Ball lies on a Central Vertical Axis (straight up

 down the vertical **Heliotalic** line, into the AzurA Point, just below the Thymus. 4


 the ball of **Heliotalic** frequency now stored in the AzurA separates out into 6

 six balls of **Heliotalic** energy outwards, simultaneously, in six directions; one vertically up, one


 of silvery pastel **Heliotalic** frequency stationed in your Etheric body ... and ... ·











 6 balls of **Heliotalic** energy back into the AzurA 8 REPEAT according to inner












 guidance, to build **Heliotalic** frequency in the AzurA and Etheric body field. · ·






 rainbow ball of **Heliotalic** frequency at the AzurA, momentarily ... 2 Breathe easy for

Page: 304

 large ball of **heliotalics**. 2 Each of the 6 Exhale breaths is used to

-  large ball of **Heliotalic** energy located beneath your feet, way out in the Universe
-  The ball of **Heliotalic** Energy looks like a swirling mass of silvery, pastel, rainbow
-  151h, 2003, the **Heliotalic** Ball lies on the Central Vertical Axis). · 3 Forcefully
-  up the vertical **Heliotalic** line, into the AzurA Point, just below the Thymus. 4
-  the ball of **Heliotalic** frequency now stored in the AzurA separates out into 6
-  six balls of **Heliotalic** energy outwards, simultaneously, in six directions; one vertically up, one
-  of silvery pastel **Heliotalic** frequency stationed in your Etheric body ... and ... 7
-  6 balls of **Heliotalic** energy back into the AzurA. 8 REPEAT according to inner
-  guidance, to build **Heliotalic** frequency in the AzurA and Etheric body field . .
-  rainbow ball of **Heliotalic** frequency at the AzurA, momentarily ... Breathe easy for a


-  2lqrge balls of **Heliotalic** energy located way out in the Universe at the. Ecka
-  The balls of **Heliotalic** Energy looks like a swirling mass of silvery, pastel, rainbow
-  · 2003, these **Heliotalic** Balis lie on the Axis of Central Vertical Current). Forcefully
-  on the vertical **Heliotalic** line, into the AzurA Point, just below the Thymus, to
-  the ball of **Heliotalic** frequency now stored in the AzurA separates out into 6
-  six Spheres of **Heliotalic** energy outwards, simultaneously, in six directions; one vertically up, one
-  6 balls of **Heliotalic** energy back into the AzurA. REPEAT according to inner guidance,
-  large Sphere of **Heliotalic** frequency in the Etheric body field. When ready, take one,
-  attention to the **Heliotalic** balls stationed above and below you, beyond Chakras 14 and
-  forming a large **Heliotalic** Sphere about 12" diameter within the AzurA. Hold the breath
-  a Sphere of **Heliotalic** frequency, about 12" diameter forms within the AzurA. 2 Breathe


-  replica of the **Heliotalic** Sphere at the AzurA up into the Rajhna and down
-  leaving the original **Heliotalic** Sphere at the AzurA). 3 Perform a combination of 4-
-  ever . expanding **Heliotalic** Sphere in all directions out beyond Chakra 14, out beyond
-  charging the huge **Heliotalic** Sphere .. and relax. Remain prone for a few minutes,
-  minutes, feeling the **Heliotalic** frequencies running through your fields. - Not intended to diagnose,


-  Golden-Silver and **Heliotalic** pastel rainbow light within your Seed Atom deep within the


 Golden-Silver & **Heliotalic** pastel rainbow Spark horizontally out from the AzurA then down

Page: 310

 rainbow **Heliotalic** Krist ball down the Ethos- Le-e TOR-A Cord

 Flame of pastel **Heliotalic** light about 1-2 inches high emerges vertically upward out

 imagine, that the **Heliotalic** Ethos Palm-Flames begin to gently rotate around their fixed

 anchored the Ethos **Heliotalic** Ecka-Sha-LA-a-Krist Spark to begin activation of

Page: 311


 forcefully, forming a **Heliotalic** Eckasha Sphere all around the tiny self within the Pineal.

 have a tiny **Heliotalic** ball, called a "Monadic Orb", spinning and radiating little


Page: 312

 vortex of concentrated **Heliotalic** frequency ... The sense of " frequency rush" that you


 liquid of soft **Heliotalic**-light frequencies. Allow yourself to feel as a bubble, rising


 effect of the **Heliotalic** light swirling around you giving buoyancy as you continue upward

Page: 313


 12 Primary Ecka **Heliotalic** Liquid Light Healing Templates Signet Seats embodied within your Ecka


Page: 315


 physical body. Inhale **Heliotalics**, hold the breath for as long as you can


 one long, deep, **Heliotalic** breath into the Lotum Seed ball crystal at the AzurA

 Inhale 24 point **Heliotalics**, long, slow and deep into the Lotum ball crystal and

 long 24 point **Heliotalic** in-breath with your awareness within the Lotum Crystal within

 there. Again, inhale **Heliotalics** into the Lotum Seed ball crystal, on a 24 point

 6- 24 point **Heliotalic** breaths into the Lotum Crystal, and each time exhale forcefully

 in-breath, pull **heliotalics** on a 24 point axis- AND- the Lotum Seed ball


Page: 316


 Emerald Green and **Heliotalic** pastel light within your Seed Atom deep within the AzurA

 Emerald Green & **Heliotalic** Spark horizontally out from the AzurA then down a central

 ball size, Emerald-**Heliotalic** Le-e TOR-A



Page: 317

 Flame of pastel **Heliotalic** light about 3-4" high emerges vertically upward out of






 imagine, that the **Heliotalic** Sha-LA-a palm-Flames begin to gently rotate around

 anchored the Ethos **Heliotalic** Ecka-Le-eTOR-A Krist Spark to begin activation of


Page: 318

-  pale Emerald-Green **Heliotalic** Current down the Le-e TOR-A Cords in your
 -  to run Emerald-**Heliotalic** Current down your Le-e TOR-A Cords, through your
-

Page: 319

-  slowly moving Emerald-**Heliotalic** current down your Le-e TOR-A arm Cords, through
 -  BUT transmitting Emerald-**Heliotalic** Current into the clients Etheric AzurA. When transmission is
 -  a tiny Emerald-**Heliotalic** Spark down through each of your Le-e TOR-A
 -  breath of Emerald-**Heliotalic** Current down your Le-e TOR-A Arm Cords and
 -  slowly Exhale Emerald-**Heliotalic** Current in a 2-point exhale down your Le-e
-



Page: 320

-  eTOR-A Emerald-**Heliotalic** ManA frequency outward through your atoms, through your cells and
-




Page: 321

-  breath of Erherald-**Heliotalic** current down the Le- eTOR- A Arm Cords, and through
-


Page: 325

-  of Emerald Green **andHeliotalic** pastel light within your Seed Atom deep within the AzurA
 -  merald Green & **Heliotalic** Sparks vertically from the AzurA- one Spark running down the
-

Page: 326

-  Flames of pastel **Heliotalic** light about2-3" high, emerge outwa~d from the core
 -  imagine, that the **Heliotalic** Le-e TOR-A and Le-AdOR-A Flames begin
 -  a thin, powerful, **Heliotalic** Current of 90-Charge Eckasha Ad-Don-draea-AmoraeaDouble Tri-
-


Page: 331

-  Ra 90-Charge **Heliotalic** Sub-harmonics (& fu II harmonics for some applications) for
-


Page: 332


-  the powerful Ecka-**Heliotalic** Frequency Activations of the "Ka Centre", "Pillar of
-

Page: 333


-  the intense Ecka-**Heliotalic** Frequency Infusions that occur during EthosEtheric Blueprint "Pillar of
-

Page: 334


-  of natural Ecka-**Heliotalic** Currents within the Clients" Shields through sub-harmonic activation of

 of sufficient Ecka-**Heliotalic** Frequency Thrust through which environmentally induced STF"s (Sho-Na

Page: 335

 progressively run Ecka-**Heliotalic** frequencies sufficient to transmute the 55R Tandem STF Fields, enabling

Page: 342

 of Ra" Emerald-**Heliotalic** ManA frequency outward through your atoms, through your cells and

File : [2004-08_RevelationsOfRaK4_scan.pdf](#)
Title : K4 The Pillar of Power - Handbook
Subject : Kathara Level 4 - Loga"s, Four Spheres of Ra, Nadradon Etheric-Atomic
Duct Complex (from Revelations of Ra WS)
Author : MECO Freedom Teachings - Ashayana Deane
Keywords :

Page: 3



engagement with Ecka-**Heliotalic** Primal Life-Force Currents, applications and effects.
Accordingly, successful utilisation

Page: 12



Violet Silver-Pink **Heliotalic** Rays emanating outward from its Interior Centre Point. 18.
Breathe




to Radiate Beautiful **Heliotalic** Starburst Rays of Pale Emerald Green, Pale Golden-Silver, &

File : [2004-09_MichaelMaryLine_scan.pdf](#)
Title : The UK Michael-Mary Line - Handbook
Subject : The Zendradon, Ecka-Indigo Shiled and Planetary Shield Awakening of the Universal Indigo Sun and Planetary Diamond Sun Host
Author : MCEO Freedom Teachings - Ashayana Deane
Keywords :


Page: 9

 Eternal Flame, Ecka/ **Heliotalic** Currents, the Le-eTOR-A, Le-AdOR-A & Sha-

Page: 117

 Cord Rainbow Ray **Heliotalic** Braid (ReuSha-T.ill in preparation for activation of


 Pale Silver-Violet **Heliotalic** Frequency, called a "Sun-burst", into Strand I Fire

 Axiom Template. The **Heliotalic** Sun-burst then rapidly travelled Earths" D-1 anatomy, bonding

 Sun Host. The **Heliotalic** Sun-burst emerged from Earths" Arc-2 GruAL travelling the

 Trinity Seal) the **Heliotalic** Sun-burst fulfilled it"s passage

Page: 125


 turn on the **Heliotalic** Rays" (outward emanating) of the Diamond Sun Crystal Body.

 a flood of **Heliotalic** Spark Pulsar Waves into the Reu-Sha-TA Spiral in

Page: 126

 Pale Silver-Violet **Heliotalic** Frequency outward from the centre of your Maharic Shield and

Page: 131

 engagement with Ecka-**Heliotalic** Primal Life-Force Currents, applications and effects. Accordingly, successful utilisation

File : [2004_APindex_scan.pdf](#)
Title : Index of AP publications through 2003
Subject : Index reference for early printed materials
Author : MCEO Freedom Teachings
Keywords :


Page: 86




E24-2 Transharmonic **Heliotalic** Seur Pillar SSC-HB 49 Transharmonic Merkaba DFLi-HB 32

File : [2005-01_KethradonAwakening_scan.pdf](#)
Title : Kethradon Awakening - Handbook
Subject : Indigo India and the Kethradon Awakening Starburst 13 and the Gifts of Rama
Author : MCEO Freedom Teachings - Ashayana Deane
Keywords :


Page: 7

 The inn.ate **Heliotalic** Force-field of the Ecksha E-Cousha Crystal repels the


Page: 59

 emerald/ pale aquamarine/ **heliotalic** flash. 7 Immediately follow with 4 x 48-point rapid

Page: 61


 Eckasha shaped clear **Heliotalic** crystal, like a hollow glass 3-dimensional Eckasha infused with

 Eckasha infused with **Heliotalic** pastel highlights at Chakra-14 above your head. 7. Continue


 Cou-Bha-TA **Heliotalic** Crystal at Chakra-14, 36" above your head, simultaneous~ descends

 a brilliant pastel **Heliotalic** Spark flashes in the Ra Centre. HOLD the Inhale breath

Page: 64


 Aquamarine-Pale Pastel **Heliotalic** Eckasha God-Seed Current that emerges out from the center of

Page: 67

 (clear glass **Heliotalic** hued Eckasha shape) and the breath together down to the


File : [2005-03_IntroKathara4_scan.pdf](#)
Title : Elements of Kathara 4 - Handbook
Subject : Installment 1 - the Eiradon Awakening, the Voyager Trinity Time Wave, Ra-Sha-LA Restoration, the Ah-Seu-Ra-Shan State and the Hon"a-til-E-a Run
Author : MCEO Freedom Teachings - Ashayana Deane
Keywords :

Page: 3

 Violet Silver-Pink **Heliotalic** Rays emanating outward from its Interior Centre Point. 18. Breathe

 to Radiate Beautiful **Heliotalic** Starburst Rays of Pale Emerald Green, Pale Golden-Silver, &


Page: 22

 turn on the **Heliotalic** Rays" (outward emanating) of the Diamond Sun Crystal Body.


Page: 24

 Pale Silver- Violet **Heliotalic** Frequency outward from the centre of your vlaharic Shield

Page: 33


 emerald/ pale aquamarine/ **heliotalic** flash. 7 Immediately follow with 4 x 48-point rapid


Page: 38

 Eckasha shaped clear **Heliotalic** crystal, like a hollow glass 3-dimensional Eckasha infused with


 Eckasha infused with **Heliotalic** pastel highlights at Chakra-14 above your head. 7. Continue


 Cou-Sha-TA **Heliotalic** Cl)"stal at Chakra-14, 36" above your head, simultaneously


 head) and another **Heliotalic** cord upward from Earth Core to the Ra centre. Make

 As tile 2 **Heliotalic** cords meet at the Ra centre observe that a brilliant

 a brilliant pastel **Heliotalic** Spark flashes in the Ra Centre. HOLD the Inhale breath

 to allow the **Heliotalic** Spark frequencies from me Ra Centre to emanate outward and


 pale pastel pearlescent **Heliotalic** hue. As this Heliotalic hue emerges into the Etheric body

 hue. As this **Heliotalic** hue emerges into the Etheric body observe that the Ad-


Page: 40

 poweriul Eckasha-Level **Heliotalic** Ad-DonDra-360 "God-Seed Spark-Pulse Currents"


Page: 41

 and Directing the **Heliotalic** Eckasha God-Seed Spark Pulse Current- Activating the 2


Starburst

 Aquamarine-Pale Pastel **Heliotalic** Eckasha God-Seed Current that emerges out from the center

Page: 42


 Aquamarine-Pale Pastel **Heliotalic** Eckasha God-Seed Current that emerges out from the center of the

Page: 44


 EX- Pale AquaMarine **Heliotalic** Spark, AzurA to Ra. (Pale Aqua" Current flows j


 EX- Pale AquaMarine **Heliotalic** Spark, AzurA to Ra. (Pale A~ua " Current


Page: 46

 Eiradon cluster of **Heliotalic** Liquid Light cells is called the Eirad - the "


Page: 47


 Silver-Blue-Metallic **Heliotalic** consciousness of the pari of vou that IS Zendra from

 tiny Silver-Violet **Heliotalic** Sparks into the Nadra cells; one Spark into each Nadra.


 that a Pale **Heliotalic** "Rainbow Spectrum" of Atomic Light spreads outward from the

Page: 48

 small Spark of **Heliotalic** Consciousness are now positioned within the Core-Cave Sphere at

 Incandescent Pale-Violet **Heliotalic** "Ultra-violet Liquid Metallic Light" descends downward from above


Page: 52

 which the required **Heliotalic** Frequencies are activated within the Crystal Body. Once an individual


Page: 53


 - Pale Aquamarine **Heliotalic** Spark from AzurA to Ra centre [Pale Aqua" Current

Page: 67


 Pale-Orange-Peach **Heliotalic** Light into the centre of the small Eckasha at the

Page: 68


 and, into the **Heliotalic** Stream that will draw you upward to Point "F"

 upward into the **Heliotalic** Stream ... and to Point "F", a resting place


Page: 69

 a Pale Yellow-**Heliotalic** colour - - 3 Next, Inhale quickly and forcefully

Page: 70


 Pale Pastel Rainbow **Heliotalic** Colour. Once you return your attention to your physical body

Page: 73

 Sha Crystal Eckasha **Heliotalic** Reuche ~::nJr:. -Ecka Base Shield -----T-

 Veca PrimarSase Shield----**Heliotalic** Beam from Ecka ---"C"- The Quanta-Rhu~A

 Rainbow ·Pastel **Heliotalic** CHAKRAS: 9, 10, 11 GrUAL & 12 - . .

 Yellow " · **Heliotalic** CHAKRAS: 2, 4, 6, 88 GrUAL, SA TECHNIQUE# 5: The




 Pale Orange- Peach **Heliotalic** CHAKRAS: 1, 3, 5 GrUAL, 7

Page: 76

 ~ Liquid Light **Heliotalic** Base Current_) y 1 Pale Emerald Blue-Green : Kethra

File : [2005-03_KeysMasteringAscension_scan.pdf](#)
Title : Keys for Mastering Ascension
Subject : Kathara Team Module studying the Veca codes
Author : MCEO Freedom Teachings
Keywords :

Page: 25

 LOCK SEAL AND **HELIOTALIC** PASSAGE We have gates and locks • and Keys, the
 passage of the **Heliotalic** Currents into the manifest Density Body. Ecka Codes open the
 flow of Ecka **Heliotalic** & Eukatharista Currents within the Axiom & DNA Template &

File : [2005-10_WhispersRashaReishATranscript_scan.pdf](#)
Title : Whispers of the Rasha ReishA (workshop transcript)
Subject : Partial transcript for the Whispers Ws (where upstep to HaaTUrs occurred)
Author : MCEO Freedom Teachings
Keywords :

Page: 11



and the higher **heliotalics**, to override any distortions that can be coming through, so

File : [2005_LotusBreathingExplanation_scan.pdf](#)
Title : Lotus Breathing Explanation
Subject : Clip from eGroup where NU NU writes to explain Lotus Breathing
Author : MCEO Freedom Teachings
Keywords :



Page: 1





petals in the **Heliotalic** breathing, but now you imagine/intend a 48 (petalled)

File : [2006-04Ta-kEy-onCycleInitiation_scan.pdf](#)
Title : Ta-kEy-on Cycle Initiation - Technique
Subject : Tauren Light Seed Activation Part 2, Opening the Diamond Door
Author : MCEO Freedom Teachings - Ashayana Deane
Keywords :

Page: 2

 of pale-pastel **Heliotalic**-Rainbow Rays, moving outward from the white-light-sphere into
 another gentle radiant **Heliotalic**-burst of pastel-Rainbow-Rays within the boundary of the

Page: 3

 intend that the **Heliotalic**-burst released from the last Exhale has caused the Outer
 to amplify the **Heliotalic**-RainbowRay-Harmonics contained with in the silver -sphere of

Page: 5

 a "transparent **Heliotalic** sphere", looking very much like a "large, 3-dimensional

File : [2006-04_TwoMoonsRisingDiary_scan.pdf](#)
Title : Two Moons Rising - Diary
Subject : Workshop Diary
Author : MCEO Freedom Teachings - Ashayana Deane
Keywords :

Page: 2



our ancient White-**Heliotalic** Cosmic garments, which we'll be wearing when traveling within
our

File : [2006-10_SacredSexClass_scan.pdf](#)


Title : Sacred Sex Class

Subject : Questions and Answers


Author : MCEO Freedom Teachings


Keywords :

Page: 12

 this allows the **Heliotalic** frequencies to run directly from the Ecka. What is the

Page: 14


 because of the **Heliotalics** that whatever thrust in our shield that we lost, by

 subsidized by the **Heliotalics**, so we can still activate our Merkabas and our Flame


Page: 15

 also spelled "**Heliotalic**") frequency: Frequencies that run down through the Ecka from up


Page: 46

 form simultaneously. 6. **Heliotalics**: The pale pastel-silver healing currents, which are run directly


Page: 48

 to run full **Heliotalics** and activate your Eckasha Merkaba and your flame body, so

Page: 53

 into light). 9. **Heliotalics**: Pale pastel rainbow, slightly silvery and pearlescent metallic frequencies, originating


Page: 60


 The supply offrequencies/**Heliotalics** to the AzurA from the Ecka (Density-6) would

Page: 61

 point breath directs **Heliotalic** frequency in the form of • "Lotus Bud" breaths

Page: 62

 6-point (**Heliotalic**/Lotus) breath: On the exhale, 6 Heliotalic balls of energy


 the exhale, 6 **Heliotalic** balls of energy are directed simultaneously outwards from a point

 point breaths direct **Heliotalic** frequency in the form of • "Lotus Bud" breaths


 technique, the 6 **Heliotalic** balls are directed to the outer limit ofthe Etheric Body


 the AzurA. 4. **Heliotalic** ball of energy/frequency: Located at Ecka Level (Density-


 6), the large **Heliotalic** ball of energy looks like a swirling mass of silvery

 15, 2003, the **Heliotalic** ball lies on the Central Vertical Axis straight up above


Page: 63

 serves to build **Heliotalic** frequency in the AzurA and the Etheric Body field (


 breaths pull in **Heliotalic** frequency via the 6-point breath into the AzurA and

 directs the 6 **Heliotalic** balls through each of the 6 Densities or Density Merkaba

Page: 64

 (c) The **Heliotalic** energies were not vertically aligned. (d) There was polarity

Page: 65

 large ball of **Heliotalic** energy in terms of its colors and origin. It is

 (a) direct **Heliotalics** from the AzurA to the 6 Densities (b) build

 (b) build **Heliotalics** in the AzurA and the Etheric Body (c) transfer

 (c) transfer **Heliotalics** from the Etheric Body to the AzurA (d) direct




 (d) direct **Heliotalics** from the Etheric Body to the 6 Densities 7. The

Page: 67

 final burst of **Heliotalic** current has been exhaled into it from the AzurA? •

File : [2007-04_Kathara23Sect7-8_scan.pdf](#)
Title : Kathara 2-3 Sections 7 & 8 Module
Subject : Kathara Team Module expanding the technical details of Kathara 2-3
Author : MCEO Freedom Teachings
Keywords :



Page: 4

-  Source Currents the **Heliotalic** Currents of the Ecka and Parallel Ecka. As we move
 -  connect with the **Heliotalic** energies of the Ecka that are central to this material.
 -  that activation of **Heliotalic** energies is possible. Transcendent Phase of the Manifestation-Transduction Sequence
-




Page: 8

-  Chambers. These are **Heliotalic** frequencies, meaning they are from the central sun (the
-




Page: 38

-  **Heliotalic** Ecka frequency that flow through the entire Ecka-Veca LotA,
 -  alive with the **Heliotalic** frequencies of the Central Sun of the Ecka flowing into
-

Page: 40




-  transmit the powerful **Heliotalic** Ecka Core Frequency Spectrum of Primal Life Source Currents that
 -  frequency spectrum. The **Heliotalic** frequency spectrum represents the minimum of interdimensional frequency power that
 -  through which the **Heliotalic** Ecka Core Currents can be accessed, turned on, and transmitted
-

Page: 41

-  awakening of Ecka **Heliotalic** Primal Life Source Healing Currents within the personal multidimensional anatomy,
 -  through which the **Heliotalic** Healing Currents that were activated through Kathara Level-2 can
 -  to access the **Heliotalic** Ecka Core Sha-LA-a Le-e TOR-A and
-


File : [2007-04_KRYSTarAwakeningDiary_scan.pdf](#)
Title : KRYSTar Awakening - Diary
Subject : The KRYSTar Awakening and Starfire Maps, Solar Gates, Prana Seed and the Aqualene Sun - Workshop Diary
Author : MCEO Freedom Teachings
Keywords :

Page: 3

-  Eckasha"s; Pale Silver **Heliotalic** Rainbow Current with Golden-Silver-One Core), the Arc of
 -  aqua-blue with **heliotalics**, anchored at PoL "07), the Aquious Hub currents from
 -  silvery hues and **heliotalic** tinge) and the HaahTUr Hub currents (deep purply blue,
-

File : [2007-04_KRYSTarAwakeningTranscript_scan.pdf](#)
Title : KRYSTar Awakening (workshop transcript)
Subject : Full transcript for April 2007 Workshop (right after the murder of SOL)
Author : MCEO Freedom Teachings
Keywords :

Page: 34

 silver tint and **heliotalics** running with them. So now you've got this current coming

Page: 36

 mostly sparkly white **heliotalic** with pale aqua green colors in there, also a deeper

File : [2007-05_KRYSTHLRiverDanceDiary_scan.pdf](#)
Title : KRYSTal River Dance - Diary
Subject : The KRYSTal River Dance 1st Dance of the Cycle of the Last Stands -
Workshop Diary
Author : MCEO Freedom Teachings
Keywords :


Page: 5



.. a HUGE **heliotalic** crystal ball seemed to burst out from underneath the ground


File : [2007-09_GodWorlds_scan.pdf](#)
Title : Exploring the God Worlds - Handbook
Subject : Stair step creation
Author : MCEO Freedom Teachings - Kathara Team
Keywords :

Page: 14


 and now the **Heliotalics** that come in at the Ecka angle are available. They


Page: 39

 to draw the **heliotalic** currents from the Ecka Universe vertically. During Hetharo and Hethalon,

 able to draw **heliotalic** currents vertically down our central vertical column. The structure is


Page: 52

 are called the **Heliotalic** Currents, which are very high level healing currents. They are

 here that the **Heliotalic** frequencies run, and they give us a lot of

File : [2007-11_AmsterdamClass_scan.pdf](#)
Title : Amsterdam Class
Subject : Multiple Choice Questions and Answers
Author : MCEO Freedom Teachings
Keywords :

Page: 43

 the 7 Core **Heliotalic** pastels of the Core EtorA 3rd Kryst flows. 6. When does

Page: 46




 the 7 Core **Heliotalic** pastels of the Core EtorA Eckas. 9. LUma Etuma It

Page: 47

 & pale white **heliotalic** pearl After a manifestation has moved through the Core, Inner,


File : [2007-11_LegacyOfLostTranscript.pdf](#)
Title : Legacy of the Lost (Amsterdam workshop transcript)
Subject : Legacy of the Lost, Freedoms of the Found, the Milky Way Mysteries, Halls of Records and the Jesus Codes
Author : MCEO Freedom Teachings
Keywords :

Page: 90


-  a pale-white **heliotalic** pearl. Heliotalic is like pastel with different fiickery pale-pastel
 -  white heliotalic pearl. **Heliotalic** is like pastel with different fiickery pale-pastel colors running
 -  Iridescent flows, the **Heliotalic** pastels of the Eckas that we talked about in K2-
-

File : [2007_12TribesVol1_scan.pdf](#)
Title : 12 Tribes Vol 1 transcript
Subject : scan of the 12 Tribes Volume 1 binder
Author : MCEO Freedom Teachings
Keywords :


Page: 132

 white. They are **heliotalic**, pale rainbow colors. They are actually robes of light that


Page: 229


 white. They are **heliotalic**, pale rainbow colors. They are actually robes of light that

Page: 373


 just following the **heliotalic** spectrum in the rainbow, right? Red, Orange, Yellow, Green, Blue,


Page: 376


 the pale pastels **ofheliotalic** light, so they are pale rainbows, then if you can

 of those iridescent **heliotalic** pastel colors when we are visualizing these Journeys. So in


Page: 377

 lovely pale white **heliotalic** gowns as if you're just going to wear something like,


 reflect through the **heliotalic** tinted glass. It was something, it was a gift from


 visualizing that lovely **heliotalic** aqua The MCEO Freedom Teachings® Series Presented by Adashi

Page: 378

 what looks like, **heliotalic** soap bubble but a little bit more density than a


Page: 379

 and the lovely **heliotalic** disc that is there and then just ever so gently

 colors with the **heliotalics** running through it that the fire water crystal was that




Page: 380

 object, little aqua **heliotalic** disc shaped object that is in the ShAion-7 house



 lovely pale aqua **heliotalic** colors. OK, now begin to stretch your RaShaLAe body a

Page: 382


 that a lovely **heliotalic** crystal, a Krystar crystal that at first just seems like

 it has beautiful **heliotalic** colors running through it, just like the iridescence that are
 this crystal, this **heliotalic** crystal-Krystar crystal-forms with a point on top and
 a lot of **heliotalic** pastels just flickering around. You are now on the 2nd


Page: 384

 stream of pale **heliotalic** pastel light coming through and just let some of it
 particular set of **heliotalics**-keys-that go to one of the treatment rooms that

Page: 386


 a pale aqua **heliotalic** colors like the colors of the fire water flame object

Page: 389


 they, they were **heliotalic** rainbow, whatever. You have with you now the keys in


File : [2007_12TribesVol2_scan.pdf](#)
Title : 12 Tribes Volume 2 transcript
Subject : 12 Tribes Volume 2 scan of the binder
Author : MCEO Freedom Teachings
Keywords :

Page: 112


 we went into **Heliotalics**, and then we went into the Neon Aurora Currents. (

Page: 135


 of pearly white, **heliotalic** type blood instead of red blood. All of the rituals

 together with the **heliotalics** in them. In all of our original ceremonies, whenever any

Page: 157

 with lovely pale-**heliotalics**. And a feeling about it that is the presence of

 this beautiful plasma, **heliotalic**, opal-type energy. So now we are moving and we're

 type of milky, **heliotalic**, pastel rainbow light The MCEO Freedom Teachings® Series Presented


Page: 159

 color of pearlescent, **heliotalic** light, but still with some Aqua showing through. We'll bring


Page: 161

 of lovely plasma, **heliotalic**, rainbowy LaVa. Imagine you can feel the heat of it.

Page: 290

 a silvery white **heliotalic** that was the color of that inner chamber, wasn't it


Page: 319


 have flickers of **heliotalic** rainbow colors, just kind of flashing through the air randomly,

Page: 393

 and pale-white **heliotalic** pearl. Heliotalic is like, it has all the little pastel


 white heliotalic pearl. **Heliotalic** is like, it has all the little pastel fticky colours

 Flows are the **heliotalic** pastels that go with the Eukatharista Light Body Flows that


 working with the **Heliotalic** currents you know, before that And then from there come

File : [2007_12TribesVol3_scan.pdf](#)
Title : 12 Tribes Volume 3 transcript
Subject : 12 Tribes Vol Binder scan
Author : MCEO Freedom Teachings
Keywords :

Page: 58


 blue flecked with **heliotalics**, a beam of energy, right, running Southeasterly out of here,

Page: 145

 we went into **heliotalics**. Then we went into the Core LaVas at this point.




File : [2008-01_EngagingLoadOutWorkshopTranscript_scan.pdf](#)
Title : Engaging the Load Out (workshop transcript)
Subject : Full transcript for FOL "08 workshop
Author : MCEO Freedom Teachings
Keywords :

Page: 134




 of pale, pale **Heliotalic** rainbow colors and little bits of pearly pastel colors that

File : [2008-09_Sliders2_scan.pdf](#)
Title : Sliders 2 - Handbook
Subject : Reclaiming the Vessel - Preparing the Body for Slide, Introductory Telluric Body Training
Author : MCEO Freedom Teachings
Keywords :



Page: 18

-  Rainbow Pale-Pastel **Heliotalic** Starburst emerges within the center of the TE"a-Wha Window,
 -  5. When the **Heliotalic** Starburst emerges, EXHALE the Starburst forcefully downward into KethericDuct-4-
 -  to split the **Heliotalic** Starburst in the "Water Seed" into two smaller Starbursts,
-



Page: 19

-  Inhale as another **Heliotalic** Starburst emerges within the center of the TE"a-Wha Window,
 -  10. When the **Heliotalic** Starburst emerges, EXHALE the Starburst forcefully downward into KethericDuct-4-
 -  again splitting the **Heliotalic** Starburst into two smaller Starbursts, sending one small Starburst down
-



Page: 43

-  and notice a **Heliotalic** Spark of Pale-Pastel-RainbowMetallic Light emerging from the Grail
 -  and harness the **Heliotalic** Spark. The MCEO Freedom Teachings® Series Presented by
-

Page: 44

-  to carry the **Heliotalic** Spark from the Grail Door apex into the AzurA "
 -  that as the **Heliotalic** Spark interfaces with the AzurA "Water Seed", a small,
-

Page: 46

-  PalePastel-Rainbow-Metallic **Heliotalic** Beam of Light descends downward from the Jha-Dha Door
 -  shaped veil of **Heliotalic** Light". This "Veil of Light" is called the Jhan"-
-

File : [2008_AttitudesAndResponsibilitiesMastery_scan.pdf](#)
Title : Attitudes & Responsibilities of Mastery - Handbook
Subject : Mastering Enlightenment
Author : MCEO Freedom Teachings - Ashayana Deane
Keywords :

Page: 90



(i.e., **Heliotalic**, Aqualene Sun, Maharic frequencies) 3. Codes: Use the image of

File : [2009-05_Sliders4Transcript_scan.pdf](#)
Title : Sliders 4 (workshop transcript)
Subject : Transcript for Sliders 4 Workshop
Author : MCEO Freedom Teachings
Keywords :

Page: 69




do with processing **Heliotalic** frequencies from the Ecka and stuff like that, that have


File : [2010-01_ElementsOfDiscovery_scan.pdf](#)
Title : The Elements of Discovery - Handbook
Subject : 15 Dimensional Anatomy, Exploring the God Worlds, Cosmic Clock, Gifts of the KRYSTHL River Prayer
Author : MCEO Freedom Teachings - Kathara Team
Keywords :

Page: 67


 of energy called **Heliotalics** from the Ecka Central Sun. By doing Lotus breathing we

Page: 76

 Ra-ShA, Ecka-**Heliotalic**, Eckasha-Heliotalic frequencies, and since February 2006, we have been

 Ecka-Heliotalic, Eckasha-**Heliotalic** frequencies, and since February 2006, we have been preparing our

Page: 81

 planet to allow **Heliotalic** Light to emerge. Heliotalic Light is the light that we

 Light to emerge. **Heliotalic** Light is the light that we will be able to

File : [2011-05_Sliders10_scan.pdf](#)
Title : Sliders 10 - Handbook
Subject : Return of the Sacred Butterfly, Te, Chi, & the DhA-Ya-Tei, Ultimate Desire,
DhA-Ya-fication of the Vessel, Eternal Identity & the Adept Mind
Author : MCEO Freedom Teachings
Keywords :

Page: 33

 ransharmonic + Dimensional **Helio**talic Seur Pillar D-2 Telluric-Elemental Staff 6 Lotus Points

File : [2013-05_WatersOfE-LAI-sa_scan.pdf](#)
Title : The Waters of E-LAI-sa - Handbook
Subject : Tan-Tri-A"ra Chismatic Self-Healing Level 2, The E-LAI-sian Seal and the 8-step E-LAI-sian Encoding Process
Author : ARhAyas Productions, E"Asha Ashayana
Keywords :

Page: 11


 colors within a **Heliotalic** Golden-Silver-ONE base hue). Each of the 15 Krystar

Page: 22

 colors within a **Heliotalic** Go/den-Silver-ONE base hue). Each of the 15

File : [2013_04_ELAiSaAwakening_Handbook_scan.pdf](#)
Title : E-LAi-Sa Awakening - Handbook
Subject : The Indelible KRYST Code & Chismatic Self-Healing Level 1
Author : ARhAyas Productions - E"Asha Ashayana
Keywords :

Page: 37




 15 Rays emerge. **Heliotalic** Currents are the powerful linking currents, called Flame Currents, through

Page: 45


 colors within a **Heliotalic** Go/den-Silver-ONE base hue). Each of the 15

File : [KeylonticDictionary.pdf](#)
Title : Keylontic Dictionary
Subject : KS Dictionary
Author : MCEO Freedom Teachings
Keywords :

Page: 135

-  KIVIIIIIC Y DietiiiiiiY **Heliotalic** Currents Re f e r ences The Kat:hara Level
 -  Page H-5 **Heliotalic** Currents Bf"liotalk "C11ntral Ecka Sun" CurrPnts (beautifiil pastBl
 -  Dimensionalized Ray Currents. **Heliotalk** Currt nt.s become available in a Veca System and
-

Page: 214

-  the Ecb (**Heliotalic** CutTents), that allow for the rapid purging of miamn and
-