

Search Results

Summary

Searched for : **pillar**

In index(es) : **H:\KS_Scan_Library\MasterIndex.pdx**

Results : **88** document(s) with **1987** instance(s)

Saved on : **7/11/2017 9:37:56 PM**

File : [1999-07_AncientRightsPassage_Handbook_scan.pdf](#)

Title : The Ancient Rites of Passage - Handbook

Subject : Personal Healing Through Planetary Service

Author : MCEO Freedom Teachings - Anna Hayes Gruber

Keywords :

Page: 8


 of the 12 **Pillars**, Melchizedek Rishi, "Ascended Masters" and Host Matrices, Illuminati, Anchoring

Page: 43

 the Middle **Pillar**, the Path of the Law of One ... it is

Page: 51

 of the 12 **Pillars**, the pillars represent the Ley-line Planetary Grids that run

 12 Pillars, the **pillars** represent the Ley-line Planetary Grids that run through Earth,


 Planetary Shields. The **Pillars** are guarded by identities within the Yusette level of existence,

Page: 52

 of the 12 **Pillars** ceased working directly with the human collective, reserving the knowledge

 of the 12 **Pillars** are willing to work directly with those of the human

 of the 12 **Pillars**. You must start at the entry level, just as did

 of the 12 **Pillars** do indeed exist and require a maturity of intention and


 of the 12 **Pillars** bear their authority with Grace, Love and Kindness and do

Page: 53

 of the 12 **Pillars** ask you to please participate in this practice now, for

File : [1999-09_EvolutionaryPathClass_scan.pdf](#)
Title : Evolutionary Path Class
Subject : Questions and Answers
Author : MCEO Freedom Teachings
Keywords :


Page: 24


 to build your **Pillar** of Light and protect you. 1

Page: 30


 travel down our **Pillar** of Light into our physical body. • (b) We

Page: 32

 our Morphogenetic Field, **Pillar** of Light, Hova Bodies, the Levels of Identity, physical body

 it from the **Pillar** of Light that connects us all the way up. •


Page: 37

 travel down our **Pillar** of Light into our physical body. 9. Lyrans: The Lyrans

 it from the **Pillar** of Light that connects you all the way up. It


Page: 53

 They sustain a **Pillar** of Light between you and HU-5 that you can't


 will hold that **Pillar** of Light for you so you can accelerate the process

Page: 63

 They sustain a **Pillar** of Light between you and HU-5 that you can't

 will hold that **Pillar** of Light for you so you can accelerate the process

Page: 73

 we built the **Pillar** of Light from the top of our head to Mintaka,

 2. If this **Pillar** of Light exercise is done regularly it will begin to

Page: 78

 we built the **Pillar** of Light from the top of our head to Mintaka,

 2. If this **Pillar** of Light exercise is done regularly it will begin to

Page: 88

 Seal and Maharic **Pillar**, which are taught in Kathara Bio-Spiritual Healing courses. 2.









Seal and Maharic **Pillar**, which are taught in Kathara Bio-Spiritual Healing courses. 2.

File : [1999-12_Kathara1_scan.pdf](#)
Title : Kathara 1 - Manual
Subject : Introduction to Kathara Bio-regenesis technologies, Color, Symbol, Sound and Bio-regenesis
Author : MCEO Freedom Teachings
Keywords :

Page: 137

 the 12th-Dimensional **Pillar** of Light within your bio-energetic field). Take several slow,



Page: 138

 oscillating Pale Silver **Pillar** of Light, surrounding and permeating the body, a tube of
 refreshing Pale Silver **Pillar** of oscillating light. Take a few slow deep breaths and
 energy from the **Pillar** emanating through all of your body cells. Your Bio-energetic
 the Pale Silver **Pillar** of Light oscillates around you, place your attention, for a
 Seal Pale Silver **Pillar** of Light will remain in your bio-energetic field between
 4), while Facilitator's **Pillar** remains active. Progressive use of the Maharic Seal and running






Page: 140

 to become Vertical **Pillar** of Silver Light around body. 8. INHALE- draw Spark of




Page: 144

 r--- Maharic Seal **Pillar** Maharic Shield turns to Pillar of protection The Maharic Seal
 Shield turns to **Pillar** of protection The Maharic Seal and Liquid Light Cleanse technique,

Page: 181

 a 4" Vertical **Pillar** of Violet-Silver Light. Imagine the Violet-Silver Pillar running
 the Violet-Silver **Pillar** running down through the body into the Earth Core and
 the Violet-Silver **Pillar** into the Green Star. EXHALE, expanding the Violet-Silver energy
 Energy from the **Pillar** and expanding it into the Green Star sphere. At the
 the Violet-Silver **Pillar** disappears. Spin the Green-Violet Starburst faster until it becomes

Page: 182

 into 4" VioletSilver **Pillar** running through body to Earth's core and up to 14th
 from Violet-Silver **Pillar** into Green Star Crystal Seal and see Green Star Crystal
 as Violet-Silver **Pillar** disappears. Spin Green-Violet Starburst faster until it becomes grapefruit-







Page: 183

 Violet-Silver Vertical **Pillar** 3A Green Star Crystal Seal at 4th Heart Chakra. 38

Page: 193

 and the Maharic **Pillar** has "popped" vertically upward from the Shield- the Client's



Page: 204

 and Maharic Seal **Pillar**. INHALE energy up from Your Maharic Shield into your Doradic
 turn into a **Pillar** of Pale Silver Light with pale rainbow colors flashing through
 it. The Rainbow **Pillar** now surrounds and runs through your body, raising its frequency
 as the Rainbow **Pillar** slows the spin-rate of your matter particles, making you
 draw the Rainbow **Pillar** into the Holographic Sphere at Chakra 4, and visualize the
 of the Rainbow **Pillar** fully into the Holographic Sphere and observe the Holographic Sphere



Page: 214

 then push a **Pillar** of Silver Light out of Chakra 4 and EXHALE it






Page: 240

 Kathara Grid Central **Pillar**, the Electrical aspect of Electro-magnetic Kathara Centers 1-3-
 ("Left Side **Pillar**" in Kathara diagram), Electrical Chakras 2· 5-8-11

Page: 242

 ("Right Side **Pillar**" on Kathara Diagram), the Magnetic aspect of Electromagnetic Kathara Centers
 ("Left Side **Pillar**" in Kathara diagram", Magnetic Chakras 4-7-10 and the

Page: 253

 a 4" vertical **Pillar** of Violet-Silver Light. Imagine the Violet-Silver Pillar running
 the Violet-Silver **Pillar** running down through the body and into the Earth's Core,
 the Violet-Silver **Pillar** into the Green Star. EXHALE, expanding the Violet-Silver energy
 energy from the **Pillar** and expanding it into the Green Star sphere. 4. At
 the Violet-Silver **Pillar** disappears. Spin the Green-Violet Starburst faster until it becomes


Page: 256

 up your Maharic **Pillar** and emerge through your 1st Cell ... passing like radiating

Page: 258

 up your Maharic **Pillar** from the Earth Core reflects this change as VioletBlue energy


Page: 281


 channel or "**Pillar** of Light", which is called the "Um Shaddai Ur"

 Shaddai Ur" (**Pillar** of First Cause Light-Sound") into the manifest embodiment. Such


 Um Shaddai Ur **Pillar** and thus the active consciousness connection to God will be

Page: 282

 Shaddai Ur "**Pillar**" becomes biologically finite, its consciousness "trapped in the Time

 Um-Shaddai-Ur **Pillar** are restored. • Healing Core Template genetic distortions that are


Page: 293

 Tun All Embracing **Pillar** of First Cause Light, I AS THIS expression now. In

 = All Embracing **Pillar** of First Cause Light) (ah Khum" TUn = I


File : [1999_TangibleStructure_scan.pdf](#)
Title : Tangible Structure of the Soul - Handbook
Subject : Multidimensional anatomy, ascension teachings, accelerated bio-spiritual evolution program
Author : MCEO Freedom Teachings - Ashayana Deane
Keywords :

Page: 37


 (the "**Pillar** of Light") from the God-Seed, through all of the

Page: 40

 which the "**Pillar** of Light" frequency bridge between the higher identity levels connects

 to become a **Pillar** of Light frequency that encompasses the body, and the Kundalini Spirals

Page: 53

 building The "**Pillar** of Light", within the morphogenetic field, chakra system and DNA.


 and DNA. The **Pillar** of Light is the vertical scalar wave frequency bridge that

Page: 56


 "Building the **Pillar** of Light" (scalar bridge) between the Incarnate and the


Page: 77

 together represent a **pillar** of direct connection in consciousness between the God Mind and

 individuated parts. The **Pillar** of Consciousness (PC) exists as interconnected platforms of identity,


 and building the **Pillar** of Light (Maharata). Such development of the Pillar stimulates

 development of the **Pillar** stimulates all eight bodies into simultaneous activation. Building the Pillar


 activation. Building the **Pillar** of Light is achieved by activating the God Seed, the

 God Seed, the **Pillar** of Light is a morphogenetic construction of scalar grids that


 a progressively expanding **pillar** of multi-colored light (hence, "the rainbow bridge").





 rainbow bridge"). The **pillar**, which forms from the progressive activation alignment and merger of

 embodiment. The full **Pillar** of Light is constructed when all eight higher bodies have








 building of the **Pillar** of Light that connects one, through the fields of time

Page: 78

 to build the **Pillar** of Light, from the top down; the God Seed down








-  each other, the **Pillar** of Light progressively descends toward the incarnate - eventually encompassing
 -  identity, within the **Pillar** of Light, has been referred to as "entering the
 -  connection to the **Pillar** of Light. Distortions within the geometrical structures of their MF's
 -  has kept the **Pillar** of Light unbroken, through a majority of their family lines.
-

Page: 79





-  to build the **Pillar** of Light to it's Self, from it's respective God
 -  frequency, within the **Pillar** of Light, descending from the God Seed. Such blockages can
 -  in building the **Pillar** of Light. The Melchizedek Cloister Ordination (MCO) accomplishes activation
 -  blockages in the **Pillar** of Light; thus, holding the integrity of the higher bodies
 -  building of the **Pillar** of Light) the MCO serves simply to accelerate the natural
 -  integrity of the **Pillar** of Light (between incarnate and God Seed) is compromised
 -  of building the **Pillar** of Light. .. but these do not realign distortions within
-

File : [1999_Voyagers1_scan.pdf](#)
Title : Voyagers I - Book
Subject : The Sleeping Abductees, Second Edition
Author : Ashayana Deane
Keywords :

Page: 197


-  width, forming a **Pillar** of Pale Silver Light running up from Earth's Core directly
 -  a 4" diameter **PILLAR** of Pale Silver Light all around and running through your
 -  temporary scalar-wave **pillar** of dimension 10/11/12 frequency light that blocks out
 -  Light from the **Pillar** encasing the body into every body cell. Sense the tingling
 -  Seal Pale Silver **Pillar** 4" around your body. The more time you spend breathing
 -  drawing into your **Pillar**, which will increase the length of time the Maharic Seal
 -  the Maharic Seal **Pillar** will remain in your Bio-field 17. Return your attention
-

Page: 198


-  Pale Sil~ ver **Pillar** of Light extending from the Earth's Core upward, fully encas~
 -  your Maharic Seal **Pillar** is temporarily manifest within your Bio-Field. The Maharic Seal
 -  the longer the **Pillar** will remain. 21. For quick reinforcement of the Maharic Seal,
 -  you, forming the **Pillar**, attaching it "out in deep space" to the Star
-


File : [2000-02_BeyondTheVeilsTranscript_scan.pdf](#)
Title : Beyond the Veils (Transcript)
Subject : Transcript for the Beyond the Veils workshop, includes session with AZara
Author : MCEO Freedom Teachings
Keywords :

Page: 11


 and run your **Pillar**. Therefore, if it's not a higher thing, it's not going


Page: 38

 simply imagine a **pillar** of energy that has twelve points on it That's all


 Kathara Grid or **pillar** of energy is very, very dark in color. It's made

 us the dark **pillar**, or the dark Kathara Grid. Know that this represents the

 imagining now a **pillar** of light, bright white, a little bit of silver tint








 each eye-one **pillar**, light and dark, doesn't matter which side-you're going to

Page: 39





 Grids or the **pillars** of light, the dark and the light coming together in

File : [2000-06_AngelicRealities_scan.pdf](#)
Title : Angelic Realities - Book
Subject : Survival Handbook
Author : MCEO Freedom Teachings - Ashayana Deane
Keywords :

Page: 87

-  a **Pillar** of Pale Silver Light running up from Earth's Core directly
 -  a 4" diameter **PILLAR** of Pale Silver Light all around and running through your
 -  temporary scalar-wave **pillar** of dimension 10/11/12 frequency light that blocks out
 -  Light from the **Pillar** encasing the body into every body cell. Sense the tingling
 -  Seal Pale Silver **Pillar** 4" around your body. The more time you spend breathing
 -  drawing into your **Pillar**, which will increase the length of time the Maharic Seal
 -  the Maharic Seal **Pillar** will remain in your Bio-field 17. Return your attention
-







Page: 88

-  4" Pale Silver **Pillar** of Light extending from the Earth's Core upward, fully encasing
 -  your Maharic Seal **Pillar** is temporarily manifest within your Bio-Field. The Maharic Seal
 -  the longer the **Pillar** will remain. 21. For quick reinforcement of the Maharic Seal,
 -  you, forming the **Pillar**, attaching it "out in deep space" to the Star
-




Page: 95

-  · TRACKING THE **PILLAR** FIVE VISITOR DIFFERENTIATION TECHNIQUES 63
-







Page: 103

-  bring up your **pillar** of 12-Dimensional frequency in your bioenergetic field. 2. Take
 -  your Maharic Seal **pillar**. INHALE, focusing the in-breath into your 4th Heart Chakra.
 -  of your Maharic **Pillar** outward until the energy of the pillar touches the visitor
 -  energy of the **pillar** touches the visitor or energy signature that is attempting communication.
 -  of the Maharic **Pillar** will cause the presence to withdraw and disengage from your
 -  growth, your Maharic **Pillar** will pass through and surround the presence, making contact and
-

Page: 105

-  SCAN-TRACKING THE **PILLAR** The Maharic Pillar is a 12"-Dimensional configuration of scalar-
-  PILLAR The Maharic **Pillar** is a 12"-Dimensional configuration of scalar-frequency that links
- 









within their Maharic **Pillar**. The dimensional frequencies and corresponding levels of consciousness that are

-  a person's Maharic **Pillar** will appear to Higher Sensory Perception as "dark or
-  of their Maharic **Pillar**. By scanning the integrity of the Maharic Pillar on a
-  of the Maharic **Pillar** on a person, visitor or Energy Signature, one can
-  in the Maharic **Pillar** is likely to have incomplete knowledge and awareness of the
-  of the Maharic **Pillar** can provide valuable information as to whether you should engage
-  White Line/ Maharic **Pillar** is intact, the target is still being directed by the

Page: 108

-  up the Maharic **Pillar** in the Bio-energetic Field. (See p. 53 .)

Page: 109

-  Urn Shaddai Ur"**Pillar** of First Cause/Eckatic Light" 1. 1 BREATH+ 3: BREATH
 -  inside the Silver **Pillar**. This is your personal Maharic Seal. 3 BREATHS: Take
 -  each breath making **Pillar** appear brighter/stronger. 4. 1 BREATH: Take a slow, full
 -  I.aric Seal **Pillar** Your Maharic 4---- Sh•eld turns toP~I ar core
 -  Piiar Replicating, one **Pillar** remains around you (your personal field seal) and another
 -  Um Shaddai Ur **Pillar** will electro-magnetically ground into the Earth's Maharic Sheld.) 5.
 -  Um Shaddai Ur **Pillar** of Light emanating from the Sun through the group pillar
 -  through the group **pillar** and group Maharic Shield and into the Earth's Maharic Shield.
-

File : [2001-05_SecretsOfLemuriaTranscript_scan.pdf](#)
Title : Secrets of Lemuria (transcript)
Subject : Partial transcript for Kauai workshop
Author : MCEO Freedom Teachings
Keywords :


Page: 7




be building a **pillar** of sound in the center that's going to surround all

File : [2001-09_BiVecaTriVecaIntroduction_scan.pdf](#)
Title : BiVeca TriVeca Introduction
Subject : Details contemporaneous to the introduction of the Veca Codes
Author : MCEO Freedom Teachings
Keywords :


Page: 3

 like making big **pillars** Project. of invisible sound that connect directly Now, we got

Page: 15






 anchoring a major **pillar** of sound. These are the anchoring rods that will allow

Page: 22

 would be oscillating **pillars** that would sparkle in the air, and they would stay

File : [2001-12_TheRealChristmasStory_scan.pdf](#)
Title : The Real Christmas Story - Handbook
Subject : Eieyani dispensation
Author : MCEO Freedom Teachings - Ashayana Deane
Keywords :

Page: 15

 to become a **pillar** of light, and the pillar of light then split into
 light, and the **pillar** of light then split into two pillars. As the family
 split into two **pillars**. As the family watched in wonder, two figures emerged into
 expression from the **pillars** of light before them; Immanuel and Ma"a then stood in
 encased in the **pillars** of light, together singing a sacred Holy Psonn. When their

File : [2001_MastersTemplarStewardshipFieldGuide_scan.pdf](#)
Title : Masters Templar Stewardship - Field Guide
Subject : Planetary Shields Clinic Field Guide
Author : MCEO Freedom Teachings - Ashayana Deane
Keywords :











Page: 7

 creates a temporary **pillar** of D-12 "Christos Frequency" within your bio-energetic






Page: 10

 width, forming a **Pillar** 10

Page: 11

 4 foot diamter **PILLAR** of Pale Silver Light all around and running through your
 temporary scalar-wave **pillar** of dimension 10/11/12 frequency light that blocks out
 Light from the **Pillar**, encasing the body, into every body cell. Sense the tingling
 the Mahairc Seal **Pillar** 4 feet around your body. The more time you spend
 drawing into your **Pillar**, which will increase the length of time the Maharic Seal
 the Maharic Seal **Pillar** will remain in your Bio-field. 17. Return your attention
 foot Pale Silver **Pillar** of Light, extending from the Earth's Core upward, fully encasing
 your Maharic Seal **Pillar** is temporarily manifest within your Bio-Field. The Maharic Seal
 the longer the **Pillar** will remain. 21. For quick reinforcement of the Maharic Seal,
 you, forming the **Pillar**, attaching it "out in deep space" to the Star

Page: 26





 a 4" vertical **Pillar** of Violet-Silver Light. Imagine the Violet-Silver Pillar running
 the Violet-Silver **Pillar** running down through the body and into the Earth's Core,
 the Violet-Silver **Pillar** into the Green Star. EXHALE, expanding the Violet-Silver energy
 energy from the **Pillar** and expanding it into the Green Star sphere. 4. At
 the Violet-Silver **Pillar** disappears. Spin the Green-Violet Starburst faster until it becomes


Page: 29

 up your Maharic **Pillar** and emerge through your 1st Cell ... passing like radiating

Page: 31

 up your Maharic **Pillar** from the Earth Core reflects this change as Violet-Blue

 monitor your Maharic **Pillar**, using inner vision, as well as the Pillars of your
 well as the **Pillars** of your team members. If Pillars seem very faint or
 team members. If **Pillars** seem very faint or weak, use the Maharic Quick Seal
 frequency into their **Pillar**. 6. NEVER! ... use drugs (chemical or natural), or

 your Maharic Seal **Pillar**, before engaging even Telepathic Rapport. Do NOT allow "someone


 up the Maharic **Pillar** in the Bio-energetic Field. (technique given previously). 2.

File : [2001_MastersTemplarStewardshipManual_scan.pdf](#)
Title : Masters Templar Stewardship - Manual
Subject : Templar Stewardship (without roman numeral pages, so pg numbers should be correct or very close)
Author : MCEO Freedom Teachings
Keywords :

Page: 60

 the Primal "**Pillar**" of Standing Sound Waves that connects the consciousness of all

Page: 69

 spherical "standing **pillar**" or "Ray of First Cause Sound" from which the


Page: 70

 spherical "standing **pillar**" or "Ray of First Cause Light" that forms dimensions

 Shaddai Ur" ("**Pillar** of First Cause Light") or the "Holographic Beam", from

Page: 72

 to "Template-**Pillar**"; the "template" of the Kathara Grid and the "

 and the "**pillar**" of light and sound The MCEO Freedom Teachings® Series

Page: 93


 of the Middle **Pillar**", a reality that will be further explained shortly. Races such

Page: 142

 Kathara Grid Central **Pillar**, the Electrical aspect of Electro-magnetic Kathara Centers 1-3-


 ("Left Side **Pillar**" in Kathara diagram), Electrical Chakras 2-5-8-11 and


Page: 143

 ("Right Side **Pillar**" on Kathara Diagram), the Magnetic aspect of Electro-magnetic Kathara


 ("Left Side **Pillar**" in Kathara diagram), Magnetic Chakras 4-7-10 and the

Page: 174

 "Left Body **Pillar**" (Right in diagram) and the Magnetic aspects of Electro-

 "Central Body **Pillar**" are running reversed Fire Letter Sequences. Resultantly, the Magnetic Base

Page: 183


 reversal) "Left **Pillar**" Right Side of body, 9 (~-+-~ Electro-magnetic Anti-

 Particle "Right **Pillar**" Left Side of body Magnetic Particle Kathara Centers/ Kathara/Centers/


Page: 186

 SPIRIT: "Left **Pillar**" Path of Certainty- Path of Unified Polarity & the Universal

Page: 190


 DIVINE FATHER" Middle **Pillar** Center of Body Elect11cal1- 2- 5-8-11-12 _....,

 DMNE MOTHER" Right **Pillar** Left Side of Axi'A-Tonal Unes n Points


 The "Left **Pillar**" The 7 Primary Embodied Chakras er"flel9"! ~the 11" &

Page: 191

 ® Series MIDDLE **PILLAR** Base Electra I Center of Body Inner Halls of Amorea

 Maharata Christos a **Pillar** m ~ I .~ I g. Presented by Adashi MCEO


Page: 218


 of the 12 **Pillars**". Four of the 12 Primai"Rainbow Ray" Sound Pillars of

 Rainbow Ray" Sound **Pillars** of the Planetary Christos Realignment Mission "anchor" into Earth

 Mission. ,.....-----I **Pillars** of Heads meet at 0-LongJ 180-Lal Howland Isi.

 of the 12 **Pillars** Presented by Adashi MCEO LLC in Association with Azurite Press


 Primal Khundaray Sound **Pillar**" anchoring rods", to the Meajhe Field Trans-harmonic Time Vector

 of the 12 **Pillars**" LPIN between 22,500BC-22,326BC SAC. Anunnaki Intruders raided Earth as

Page: 220

 of the 12 **Pillars**" LPIN to realign/activate Great White Lion, Golden Eagle APINs


Page: 234

 channel or "**Pillar** of Light", which is called the "Urn Shaddai Ur"

 Shaddai Ur" (**Pillar** of First Cause LightSound") into the manifest embodiment. Such a

Page: 235

 Um Shaddai Ur **Pillar** and thus the active consciousness connection to God will be

 Shaddai Ur "**Pillar**" becomes biologically finite, its consciousness "trapped in the Time


 Um-Shaddai-Ur **Pillar** are restored. • Healing Core Template genetic distortions that are

Page: 251

 Tun All Embracing **Pillar** of First Cause Light, I AS THIS expression now. In


 = All Embracing **Pillar** of First Cause Light) (ah Khum" TUn = I

Page: 255

 of the 12 **Pillars**" Trion Field, realign/ activate Cue Sites. NCT-Bases Paxos Greece,

Page: 256

 of the 12 **Pillars** link to Meajhe Time Cycle via "Rainbow Ray" Pillars.

 "Rainbow Ray" **Pillars**. Earth LEVEL-3 D-12 Planetary Maharic Seal, SG/ Ley

File : [2002_DanceForCommonHandbook_scan.pdf](#)
Title : Dance For Series - Handbook
Subject : Common handbook for all ten associated Workshops (March "02 - Aug "03)
Author : MCEO Freedom Teachings - Ashayana Deane
Keywords :

Page: 6


 the 12 Reuche **Pillars** and Amoraea Arcs The Bridge Zone Amoraea Project; Wesedak Black

Page: 22

 Tun All Embracing **Pillar** of First Cause Light, I AS THIS expression now. English

 = All Embracing **Pillar** of First Cause Light) (ah Khum" TUn= I AS


Page: 44


 channel or "**Pillar** of Light", which is called the "Um Shaddai Ur"

 Shaddai Ur" (**Pillar** of First Cause Light-Sound ") into the manifest embodiment.


Page: 45

 Um Shaddai Ur **Pillar** and thus the active consciousness connection to God, will be

 Shaddai Ur "**Pillar**" becomes biologically finite, its consciousness "trapped" in the Time

 Um-Shaddai-Ur **Pillar** is restored. • Healing Core Template genetic distortions that are

Page: 51

 columnar-standing-wave **pillar**" of frequency that enshrouds the body and extends miles above


Page: 64

 a 4" vertical **Pillar** of Violet-Silver Light. Imagine the Violet-Silver Pillar running

 the Violet-Silver **Pillar** running down through the body and into the Earth's Core,

 the Violet-Silver **Pillar** into the Green Star. EXHALE, expanding the Violet-Silver energy

 energy from the **Pillar** and expanding it into the Green Star sphere. 4. At









 the Violet-Silver **Pillar** disappears. Spin the Green-Violet Starburst faster until it becomes

Page: 67

 up your Maharic **Pillar** and emerge through your 1st Cell ... passing like radiating



Page: 69



 up your Maharic **Pillar** from the Earth Core reflects this change as Violet-Blue




-  12 Reuche Sceptre **Pillars** Through vibrational interaction of consciousness within the Cosmic Kathara Grid,
-  Wave or "**Pillar**" of vibration called a Se"-Ur within the Yunasai. The
-  12 Reuche Sceptre **Pillars**, which together form the first scalar-wave-field that becomes
-  12 Reuche Sceptre **Pillars** vibrationally interact within the Yunasai , creating an opening called
-  12 Reuche Scepter **Pillars** interact with the ManU field, causing a quantity of the
-  the Amoraesa Wave-**Pillar** or Ecka-ManU Eternal Flame to emerge through the ManU
-  the Amoraesa Wave-**Pillar** Ecka-ManU Flame the 12 Reuche Scepter Pillar columnar waves
-  12 Reuche Scepter **Pillar** columnar waves bend toward the Reuche center to form 12


-  12 Reuche Scepter **Pillars** & ...,,,;,,.w."" <do" E....W MooU Filme Co!


-  Wave Points (**Pillars**) makes the Stationary Columnar Waves bend towards and away from

-  into the Reuche **Pillar** Scepter Arcs of the Planetary-Galactic-Universal-God World Cruxansatea
-  Eckasha-Aah TEMPLATE **PILLARS** ("Templars") within the Eckasha-Aah God Core Highest God

-  12 Maharic Seal **Pillar**, the "dedicated line" to the personal Divine Blueprint D-
-  strong Maharic Seal **Pillar** can be activated (frequent and consistent use) all communications


-  your Maharic Seal **Pillar** upward and latching it onto your 14th Chakra. This procedure
-  Temporary Maharic Seal **Pillar**, amplifying its intensity and strength with the Kee-Ra-ShA
-  your Maharic Seal **Pillar** and focus on Chakra -13 at Earth"s Core. INHALE,

-  12 embodied Reuchea **Pillars** and initiates simultaneous activation of all Dimensional-Lock Seals while


-  Oensity-2 Doradic **Pillar** Shielas activated in Maharic Shield Divine Blueprint Presented by Adashi

 of the 12 **Pillars**" LPIN to realign/activate Great White Lion, Golden Eagle APIN"s


Page: 210

 12 embodied Reuchea **Pillars** and initiates simultaneous activation of all Dimensional-Lock Seals while

Page: 216

 INTERNAL MAHARIC SEAL **PILLAR**. The "Eternal Emerald Flame of Amoraesa" activates within the

Page: 217


 12 embodied Reuchea **Pillars** and initiates simultaneous activation of all Dimensional-Lock Seals while

Page: 223

 Tun All Embracing **Pillar** of First Cause Light, I AS THIS expression now. English

 = All Embracing **Pillar** of First Cause Light) (ah Khum" TUn= I AS

Page: 228

 12th Reuche Scepter **Pillar**, the last of the 12 Reuche Scepter Pillars, and activation/

 12 Reuche Scepter **Pillars**, and activation/CONSUMMATION of the Universai-GalacticPlanetary Amoraesa-Eckasha-A

 the "13th **Pillar**" Initiation that will enter Earth"s Shields during the May 27,2003

 The "13th **Pillar**"" Initiation represents the activation of the KRIST -1 Code

 the "13th **Pillar**" Eckasha-Aah-Amoraesa-Flame (in the Azur-A Shields


 the "13th **Pillar**" center point Amoraesa Flames within the Azur-A points of


 12 Templar Reuche **Pillars** of the Eckasha-Aah God Core World begin their initiation/

 12 Reuchea Scepter **Pillars** of the Eckasha-Aah God Core Worlds represent the "


 12 Reuchea Scepter **Pillars** of the Eckasha-Aah Cosmic Clock automatically set the "

 motion; the 12 **Pillars** are sent down through the Star Gate "steps" into

 12 Reuche Scepter **Pillar** system is an intrinsic part of the Original Divine Creation,

 the Cosmic Template-**Pillar** or TEMPLAR, that allow the Creation to be continually self-

 the 12-Reuche **Pillars** The Cosmic 11 :11 13th Pillar, the Center-point

 :11 13th **Pillar**, the Center-point of the Cosmic Reuche that holds the










 Aah Reuche Scepter **Pillars**. Reuche Scepter Pillar-1 INITIATES with the Cosmic 11:11

 Pillars. Reuche Scepter **Pillar**-1 INITIATES with the Cosmic 11:11 Consummation on August




 11 Reuche Scepter **Pillars** will Initiate and Consummate on these same dates (Initiate-

 of Reuche Scepter **Pillar**-12 on December 21, 2012. (Pillar 1-2003, Pillar



 21, 2012. (**Pillar** 1-2003, Pillar 2-2004, Pillar 3-2005, Pillar 4-

 Pillar 1-2003, **Pillar** 2-2004, Pillar 3-2005, Pillar 4-2006, Pillar 5-
 Pillar 2-2004, **Pillar** 3-2005, Pillar 4-2006, Pillar 5-2007, Pillar 6-
 Pillar 3-2005, **Pillar** 4-2006, Pillar 5-2007, Pillar 6-2008, Pillar 7-
 Pillar 4-2006, **Pillar** 5-2007, Pillar 6-2008, Pillar 7-2009, Pillar 8-
 Pillar 5-2007, **Pillar** 6-2008, Pillar 7-2009, Pillar 8-2010, Pillar 9-
 Pillar 6-2008, **Pillar** 7-2009, Pillar 8-2010, Pillar 9-2011 and Krist
 Pillar 7-2009, **Pillar** 8-2010, Pillar 9-2011 and Krist Capstone Pillars1 0-
 Pillar 8-2010, **Pillar** 9-2011 and Krist Capstone Pillars1 0-11-12 on
 and Krist Capstone **Pillars1** 0-11-12 on 2012.). Portions of the Universal-Galactic-














Page: 229

 **Pillar** Initiation during the HE-Thar-0 Peak of May 27,
 the "13th **Pillar**" Eckasha-Aah-Amoraea Flame during the Cosmic 11 :11 Initiation
 the natural 13th **Pillar** Eckasha-Aah-Amoraea Flame frequency within our Universal-
 GalacticPlanetary Shields.


Page: 230






 12-Reuche Scepter **Pillars** of the "Cosmic Clock" Reuche God Seed Core. The
 "13th Reuche **Pillar**", the Eckasha-Aah-Amoraea Cosmic Flame to enter into

Page: 231





 Cosmic 11:1113th **Pillar** Activation begins the re-set cycle on the Cosmic Clock;
 Amoraea Flame "**Pillar** 13" at the Shield Center Azur-A first anchors/Initiates
 12 Reuche Scepter **Pillars** of the Cosmic Clock progressively initiate and Consummate. The 12
 Consummate. The 12 **Pillars** "Ride on the Carrier Wave" of the 13th Pillar,
 of the 13th **Pillar**, and "thus the Cosmic 11 :11 13th Pillar
 :11 13th **Pillar** Activation must occur before the Cosmic Clock can be reset.
 Before the 13th **Pillar** Eckasha-Aah-Amoraea Flame can anchor/ Initiate within the lower
 Amoraea Flame 13th **Pillar** to pass from one God World level to the next
 11:11 13th **Pillar** Lock Key-Code Sequence. The opening procedures for Resetting the
 1 Code) 13th **Pillar** Initiation. The Cosmic 11:11 13th Pillar ActivationiConsummation will occur
 11:11 13th **Pillar** ActivationiConsummation will occur on August 12, 2003. The first part
 for the 13th **Pillar** Eckasha-Aah-Amoraea Flame"), passed from PSG-12, to the
 11:11 13th **Pillar** Activation. Eckasha-Aah- The MCEO Freedom Teachings® Series Presented

Page: 232


 11:11 13th **Pillar** and the Krist-1 Code will Initiate in our Universal-

 11:11 13th **Pillar** Initiation will set in motion the natural process of the
 as the 13th **Pillar** Eckasha-Aah-Amoraea Eiros Eternal Flame frequencies anchor in their
 11 Initiation 13th **Pillar** during the May 27, 2003 HE-Thar-0 Peak, to
 12 Reuche Scepter **Pillars** to Reset the natural program of the Cosmic Clock within
 Base-12 13th **Pillar** Eckasha-Aah-Amoraea Eiros "Krist Arc", also called the





Page: 233

 :11 13th **Pillar** (Krist Code-1) Activation during the HE-Thar-0
 anchor the 13th **Pillar** Eckasha-Aah-Amoraea Eiros Arc, the "Arc of the
 Inner 12-Reuche **Pillars** . Activation of the Inner Reuche Scepter Pillars neutralizes Metatronic
 Inner Reuche Scepter **Pillars** neutralizes Metatronic Implants and prevents the D13R Blue Fire Sword






Page: 237

 embodied 12 Reuche **Pillars**, we would be unable to protect ourselves from the Blue


Page: 238

 the 12-Reuche **Pillars** and Photo-Sonic Amoraea Arcs The Templar-Crisis Emerald Ecka
 the 12 Reuche **Pillars** and the Amoraea Eternal Flame to fully anchor within the
 The 12 Reuche **Pillar** Se-Urs from the Core God Worlds would serve as
 the 12 Reuche **Pillars**. Once the Amoraea Arc releases into our Universal Veca, it



Page: 239

 **Pillar** Standing-wave-Arcs anchor. The 12 Reuche Pillars arc between
 The 12 Reuche **Pillars** arc between our Veca Quadrants and the Parallel Quadrants, holding
 the 12 Reuche **Pillars** will force their way through the sealed Templar of Earth,
 and 12 Reuche **Pillars**. The Amoraea "MOTHER ARC" will enter Earth's Shields between
 or "13th **Pillar**", transfers from USG-3/GSG-3 at Earth's Core into

Page: 240

 ARC "13th **Pillar**" will simultaneously release within Planetary Density-Lock-2. The Amoraea

Page: 241

 & 12 Reuche **Pillars** pass into manifestation in our system via the TRANSDUCTION SEQUENCE
 The 12 Reuche **Pillars** of the Eckasha-Aah The Bridge Zone Support Beams: will


Page: 243

 the 12-Reuche **Pillars** and Amoraea Arcs The Galactic "666-BeasT" Metatronic "

Page: 244


 the 12-Reuche **Pillars** and Amoraea Arcs The Galactic "666-BeasT"" Metatronic ""

Page: 245

 Facas' Grid **Pillars**. From the "4 Faces" UPN, many- :~ ~ smaller


 1ir-:4-t~*" **Pillars** 1-2-4 -5-7-8- 10-fl ,

Page: 282

 11:11 13th **Pillar** Initiation to "Catch the wave of Ascent" to the

File : [2002_VoyagersII_scan.pdf](#)
Title : Voyagers II - Secrets of Amenti
Subject : Freedom Teachings
Author : Ashayana Deane
Keywords :


Page: 224


 of the 12 **Pillars** and The Founders, charter members of the Interdimensional Association of

Page: 267


 of the Middle **Pillar**," a reality that will be further explained shortly. Races such


Page: 327

 sound) called Trion **Pillars**. Once anchored in Earth's Planetary Shields, the Trion Pillars will

 Shields, the Trion **Pillars** will draw Earth's Star Gates and Shields into natural alignment

Page: 356

 of the 12 **Pillars**." Each set of four Lumerian Pylon Implant "Faces" grids


 activated, four massive **pillars** of inaudible, interdimensional standing sound waves anchor in Earth's Planetary

 The four Sound **Pillars** in each planetary body carry the full frequency spectra of

 extends as a **pillar**, two running horizontally east/west, one above and one below

 The "four **Pillars** of the Faces of Man" intersect again, where the "

Page: 357

 of the 12 **Pillars** LPIN system will rapidly clear and override Planetary Shield distortions




Page: 377

 columnar-wave "**Pillars**" of inaudible sound. The Sonic Pillars would anchor Earth to



 sound. The Sonic **Pillars** would anchor Earth to the Planetary Shields of Phantom Nibiru

File : [2003-02_ForbiddenTestaments_scan.pdf](#)
Title : The Forbidden Testaments of Revelation 1 - Handbook
Subject : The Cosmic Clock, Secrets of Lohas and the Arc of the Covenant
Author : MCEO Freedom Teachings - Ashayana Deane
Keywords :






Page: 2

-  enter the "**13thPillar**" are temporarily frequency-sealed into the Eternal Amoraea Central Flame.
 -  within the 13111-**Pillar** creates an Impermeable "Force Field", called a Trans-Harmonic
 -  within the 13th-**Pillar**, matter forms "enter the Arc of the Covenant" or
-

Page: 3

-  the "13th **Pillar** Eternal Amoraea Flame. The Arc Zone was created by Emerald
 -  joined "13th **Pillar** Amoraea Center Flames". The Arc Zone forms a simulated Azur
-

Page: 4

-  Eckasha-Aah 13th **Pillar** Activation, "Host of the Arc" and Ancient Plan B-
 -  (12 Reuche **Pillars**) were reset in Earth's Shields. The Eieyani-Indigos were also
 -  Aah "13th **Pillar** Amoraea Flames" from BOTH the Ecka Universe AND the Parallel
 -  Double EckashaAah 13th **Pillar** Activation", structural integrity can be retained within the Arc passage
 -  "Double 13th **Pillar** Activation". The Arc of the Covenant passage has the power
-

Page: 5

-  the 12 Reuche **Pillars**, Divine Blueprint reset and the '3-Day Particle Conversion
-

Page: 6

-  Arc Zone 13th..**Pillar**. From the Arc Zone, wearers of the "Golden Fleece•
-


Page: 10

-  'Aah 13th **Pillar**" will begin "Arc Auto-pilot" automatic activation within Earth's
-

Page: 27

-  12 Cosmic Reuche **Pillars** of the "Cosmic Clock" sequentially reset within the Regenerated
-

Page: 35

-  Templar Reuche Sceptre **Pillars** · S:: Eckasha·A Sceptre SG's Our PCM Universe
-


 "13"1" **Pillar**" Hologflph Beam within the Central Vartlcal CurrtnL Tht "1311"


 Code Activation, 13" **Pillar** Overtone Anchoring and Yon-A-Ha Outer·7·

 opening the 13111 **Pillar** passage for Regenesls of the Christos Seed Atom. Once the


 the 13\1 **Pillar** Over-tones anchor in the Veca Shields the Yon-A

 forming 3 "**Pillars** of Amoraesa Current known as the "3 Pillars of


 the "3 **Pillars** of Heaven". Once the Veca Template anchors the "3

 the "3 **Pillars** of Heaven" rapid healing of the V~ Template begins in

 anchoring the 3 **Pillars**, which requires a remaining 31·33% of the ~

 the "3 **Pillars** of Heaven" are Arc of the Covenant Gates 1 &

 the "3 **Pillars** of Heaven", creating a Melchfzedek Cloister "Regent Ordination" for


 Once the 3 **Pillars** of Heaven have activated In the Veca Shield, the Arc

File : [2003-05_CouncilCommunicationOpenLetter.pdf](#)
Title : Council Communication Open Letter
Subject : Guidance and information for the KS eGroup
Author : Ma"a speaking on behalf of the Eieyani Ecka Council
Keywords :

Page: 1



 the Krist, 131h-**Pillar** and Golden Fleece Planetary Buffer Field Host into Earth's Shield

Page: 15

 successful Planetary 13th **Pillar** Anchoring, but insufficient frequency of Golden Fleece Buffer Field to

File : [2003-08_DanceForJoy2Transcript_scan.pdf](#)
Title : Dance for Joy 2 (workshop transcript)
Subject : Transcript for Dance For Joy 2 Workshop (Andorra, First HeThaLOn peak)
Author : MCEO Freedom Teachings
Keywords :

Page: 4

 with the 12 **pillars**, anchoring the 12 pillars, while the other guys fight it
 anchoring the 12 **pillars**, while the other guys fight it out over their metatronic


Page: 27

 anchor three Reuche **pillars** and you completely separate two solar merkabas? I don't know!



Page: 45

 of the central vertical **pillar** of the arc gates system, the arc interface gates. What was








Page: 63

 before, do the **pillar** one, two, three, back to one run, but if we




Page: 64

 literally an energy **pillar**, like we do in stands; this time we're doing like
 you approach the **pillar** one, switch to Urn Shaddai Ur. (Transcribe Disk 5,


Page: 67

 with the three **pillars**? Oh good. You were all there. We're being asked to
 used the three **pillar** site, and the three pillars don't have anything to do
 and the three **pillars** don't have anything to do with our guys. that was
 can remember where **pillar** number two was. Remember how we walked the lei lines?
 looking directly at **pillar** two, and then there was that three way cross of
 together, right behind **pillar** two. In fact, Pillar two is aligned with it. They
 two. In fact, **Pillar** two is aligned with it. They are starting to show

Page: 68

 one aligns with **pillar** two up there. It's one of those six points. Those
 where the three **pillars** are, but where those three mounts come together and what's
 that direction to **pillar** two, and I just kind of stood there, and I

Page: 71


 make The full **pillar**. What it's going to mean is, on a planetary level,

Page: 77


 resetting The Reusha **pillars**, and there will be a little bit of gridwork involved

Page: 85


 of The ReushA **pillars**, The 12 ReushA scepter pillars. After you get you all


 12 ReushA scepter **pillars**. After you get you all that - you just went

Page: 89

 The 12 scepter **pillars**, and also when we're doing The Reusha-TA and The


Page: 90

 we're resetting The **pillars**. So it's important. And each leap that we are able

 The ReushA scepter **pillars**, when they are setting. You know The Reuche, that's in

 The Reuche scepter **pillar** 13 consummates and activates, it did already, The 12th to

 The electrical 13th **pillar** in and reset The electrical outer seed atoms, The cells

 had scepter Reuche **pillar** 1 initiate, so that's The first one, and then there

Page: 91

 of resetting The **pillars**, which goes into The Ecka-shi cycle. So, these are


File : [2003-09_ScienceSpiritCreation_scan.pdf](#)
Title : The Science and Spirituality of Creation - Handbook
Subject : Cosmic Order, Interdimensional Anatomy, Primal Life Force Currents, Merkaba, Flame Body
Author : MCEO Freedom Teachings - Ashayana Deane
Keywords :

Page: 14

 & 12 Reuche **Pillars** with Imbedded Eckasha's Spectra, Eckasha Corridors and Universal

Page: 49

 Transharmonic Heliotalic Seur **Pillar** · Den\lty-1 . 3-dimensional I "Density

 Density-1 Heliotalic **pillar** and · · "& · point Density Axis . ,

 Transhannonic Heliotalic Seur **pillar** ForDN-1- ,. " ~ ~ .--~"/ ---:-. -:-:-:-"

Page: 51

 3 Heliotalic Seur **Pillar** And 6-point D-3 Dimensional Axis Rl~ht_).

 Body Heliotalic Seur **Pillar** ~ _ _ Parallelbortalty Axla_.j._ J>-DN-1/

Page: 52

 3 Heliotalic Seur **Pillar** and 6 Point [}·3 Dimensional Axis NOTE: ON


 Body Heliotalic Seur **Pillar** DPi-n3e/1a1l. &L e1h-Taleau":·All us"


Page: 54

 2 Heliotalic Seur **Pillar** and 6-Point D-2 Dimensional Axis ·VOID DN-

 · Heliotalic Seur **Pillar** · o,,2 Emotional-Elemental Body Dimensional Merkaba Fl~ld

Page: 55

 1 Heliotalic Seur **Pillar** and . ·6- point D-1 Dimensional axis :

 ~ Heliotalic Seur **Pillar** l : 55· Parallel Density Axis p-DN-1/


Page: 56

 ns ionai"Heliotalic Seur **Pillar** . . A-.. . -----~ I J I VOID DN-

Page: 57

 Heliotalic Seur **Pillar** . S"7 "

Page: 58

 Dimensional Heliotalic Seur **Pillar** Density·1 Density/ Dimensional Kathara Grids & Merkaba

Fields



"Se!lr **Pillar** . . | --i

Page: 59



Dimensional Hellolalls Seur **Pillar** . S"9 . . : .

Page: 74




Density-2 Doradic **Pillar** Shields activated in Maharlc Shield Divine Blueprint \ . "

File : [2003-10_CosmicClockReset_Scan.pdf](#)
Title : The Cosmic Clock Reset - Handbook
Subject : Entering the Reusha-TA Great Healing Cycle
Author : MCEO Freedom Teachings - Ashayana Deane
Keywords :


Page: 5

 & 12 Reuche **Pillars** with Imbedded Eckasha·A Spectra, Eckasha Corridors and Universal

Page: 9

 ·u.r **Pillar** . · I .. ., E• a"•: l1 a": "l;

Page: 30


 12 Templar Reuche **Pillars** of the Eckasba·Aah Core God· World. (

 Cosmic C/oc1c" **Pillars** and the ·Ecka.Shl Re-Birth of the Cosmic

Page: 32

 the Christlac 13th **Pillar** into the Arc AzurA During Hethaio 11:11·12:

Page: 37

 1 Heliotalic Seur **Pillar** (..... I . DN-l"(:P & P~13:~...

File : [2003-11_SecretsOfYugasSupplement_Scan.pdf](#)
Title : Secrets of the Yugas - Supplement
Subject : Celestial Arcs and Angles, the Monadic Key and Time Projection
Author : MCEO Freedom Teachings - Ashayana Deane
Keywords :


Page: 1



2003- Reuche Scepter **Pillar** 1 Activation), and 2) lying over the Template and placing


File : [2004-04_Kathara23-Manual_scan.pdf](#)
Title : Kathara Levels 2 & 3 Foundations - Manual
Subject : Awakening the Living Lotus, Healing Facilitation Through Crystal Body Alignment
Author : MCEO Freedom Teachings - Ashayana Deane
Keywords :

Page: 30

 spherical "standing **pillar**" or "Ray of First Cause Light" that forms dimensions

 Shaddai Ur" ("**Pillar** of First Cause Light") or the "Holographic Beam", from

Page: 57

 12 Reuche Core **Pillars** Force Circulates· Into and Out of Manifestation via Eukatharista

Page: 70

 embodied Reuche Sceptre **Pillar** Arcs, the 9 Etheric-Ethos Flame Seal Centres, the 6

Page: 73


 Density-2 Doradic **Pillar** Shields activated in Maharic Shield Divine Blueprint ./ "II

Page: 78


 · Reuche Sceptre **Pillars** · Jt" . Kee-Ra-ShA (D-13-14-

 Reuche Sceptre· **Pillar** Arc Activation via Eukatharista Shield Code activation expedite Ecka-Veca

Page: 83

 1. Reuche Sceptre **Pillar** Arc Activation via Eukatharista Shield Code activation expedite Ecka-Veca


Page: 99


 "Cosmic Clock" **Pillars** and the Ec:ka-Shl .Re-Birlh of the

Page: 123


 harmonic Hellotalic Seur **pillar** For DN-1- \ ., ~.f~ ":?t.,; """"""""-

Page: 124

 3 Hellotalic Seur **Pillar** . And 6-point D-3 Dimensional Axis 0-3


 Body Hellatalic Seur **Pillar** DN-1/12+ p-131 DN-2/1 --.~~...., Per.

Page: 125


 2 Heliotallc Seur **Pillar** And 6-point D-2 Dimensional AXis --primal pcm

Page: 126

 1 Heliotallc Seur **Pillar** and 6- point D-1 Dimensional axis VOID DN-1


 Heliotallc S eur **Pillar** Prlmal"pcm ails. r' l r Parallel Density Axis right

Page: 129

 Heliotallc Seur .**Pillar** and 6 "Point 0·3 Dimensional Axis NOTE:

 Body Heliotalic Seur **Pillar** o" 0 = Denslty·1 . 0·3


Page: 130

 2 Heliotalic Seur **Pillar** and 6-Point D-2 Dimensional Axis NOTE: ON GENDER

Page: 131

 He liotalic Seu; **Pillar**


Page: 132


 Dimensional Heliotalic Seur **Pillar** Density·1 Density/ Dimensional Kathara Grids ·& Merkaba

Page: 133

 Standing Wave Arcing **Pillar** Currents circulate LifeForce & Life-Source Currents through the "

Page: 136

 electro-magnetic Arcing **Pillars** breathing of Ecka-Amoraesa Standing-Wave Current th"lt arc

 "Lotus Arc **Pillar** Sets". "Lotus Arc Sets" exist within every Kathara 12-


Page: 140

 the 24 Reuche **Pillar** Arcs (12 Eckasha & 12 Ecka Reuche Pillars) Within

 12 Ecka Reuche **Pillars**) Within the Ecka Base Shield Setting the Ecka·Lota

Page: 141

 12 Eckasha Reuche **Pillars** ----- form the 12- petal Lotus Arcs and the 12


 12 Ecka Reuche **Pillars** form the 12-petal Ecka-Lota LQtus Arcs within the

Page: 142

 BASE SHIELD, REUCHE **PILLARS** & LOTUS ARCS 1. The Seed Atom & Base Shield

 Amoraesa "13~ **Pillar**"" A: Creation of the Ecka·Veca Body & Hs

 24 Eckasha Reuche **Pillars** Set Ecka-Lota & . Le-eTOR·A Chambers

 Anchors tha2• Reucha **Pillar** Are3 (11 Eclwha & 12 Edca Rauch• PUW=) Within

 The 24 Reuche **Pillars** Reuche Vort.ex Temp." f~:l~: template 4-Le-eTOR

- the 24 Reuche **Pillars** Interact & bend toward each the mathematical programme
- The 24 Reuche **Pillars** are 2- Sets of 12 Arcing Standing-Wave Pillars that
- Arcing Standing-Wave **Pillars** that emerge from the "13• Pillar" Centre Beam Krist
- the "13• Pillar" Centre Beam Krist Code (!) = $r::j, \sim i \sim \sim$ ®
- 12 Eckasha Reuche **Pillars** form the 12- Petal Lotus Arcs of the Eckasha &
- 12- Ecka Reuche **Pillars** form the 12- Petal Eckasha Lotus Arcs within

Page: 143

- ~ _"7jjz **pillars** ./I / . # pcm = our partium template

Page: 146

- a "13th **Pillar**" activates at the centre point1 then polarises to form
- 4-12 Reuche **Pillar** Set or the Veca PCM Density & Primal and PKA
- Veca 12-Reuche **Pillar** .Sets simultaneously expand the PKA & PCM Templates

Page: 158

- Sha-LA-a **Pillar** 13 Monadic Beam Initiates Life Within the Ecka-Veca LoLA
- a "13th. **Pillar**" within the Veca Body Template initiating the Manifest• ation Transduction

Page: 162

- ra, 12 Reuche **Pillars** & Lotus Arc Stanz Shield Clock Template All Density and
- = 12 Reuche **Pillar** Arc Templates • I 0"7 •


Page: 163

- "131" Central **Pillar**" sparking • ~em Density & Primal Seed Atoms to
- pD13 "13th **Pillar**" center beams to open within the LotE" Staff and Rod.
- LotE" 12 Reuche **Pillar** Se"Urs to anchor through the core Reuche templates of the
- creates a rotating **Se"Urpillar** of cw/.ccw em force ~round the sta.
- 13 Se,"Ur **pillar** Staff; this is the Staff Spindle Pillar. 6. The Rod
- the Staff Spindle **Pillar**. 6. The Rod central D-13 Se"Ur pillar undergoes the
- D-13 Se"Ur **pillar** undergoes the same "spindling" • process, forming the horizontal
- 13 Rod Se"Ur **pillar**. This is the Rod Spindle Pillar. 4., 5., 6. &
- Rod electromagnetic Spindle **pillars** • intersect at 90" at the pcm primal shield &
- vertical Staff spindle **pillar** spins +pkA ManA incoming frequency down from the Staff
- horizontal Rod Spindle **pillar** spins +pkA ManA incoming frequency in frO"illsignet 7- East-


Page: 164


- Reuche Core V **PillarArcs** 45" Axis 45" .Axis Created at the end of

Page: 165

 24 staff spindle **Pillar** lines downstep through the shield seed atom, travel through the

Page: 174

 O"Dimensional **Pillar** Arc Templates = Dimensional Reuche.Yortex . 'seals 1


 et, 12 Reuche **Pillar** Arcs & 6-petal LatE" Arc set template at the

Page: 179

 LatE" Reuche 12 **Pillar** Set; Reuch• Pillars form Density Stafj & Primal Rod Spindle.


 Pillar Set; Reuch• **Pillars** form Density Stafj & Primal Rod Spindle. 5bg ftcb-

Page: 192

 interior. "**Pillar** of Powe_r", Wh~n the LotE Crystal Body &


 into the LotE **Pillar** of Power. The Hehopaths Tubes ~ ~ ~ Radionic . forming

Page: 203


 1 Heliotalic Seur **Pillar** and '6- point D-1 Dimensional axis . VOID

 1-jellotaiii: Seur **Pillar** Parallel Density Axis l.eft p-DN-1/10 "

Page: 204

 2 Heliotallc Seur **Pillar** And 6-point D-2 Dimensional AxUi The D-2


Page: 205

 Body Heliotallc Seur **Pillar** - ----- D-3 Mental Body Dimensional 0 = OensltV.~

Page: 206

 Transharmonic Heliotallc Seur **Pillar** & Crystal Body Oensity'1 I 3-dimenslonal Density

 '1 Hallotlllc **pillar** I I 2 Censlly Transhannonlc and ' Heliotallc Seur pillar


 ' Heliotallc Seur **pillar** '~-polnt .Danslty Axis FarDN'1- '


Page: 207

 1 Heliotallc Seur **Pillar** and 6- point D-1 Dimensional axis Primal pcm ails.

 Monadic HeUotallc Seur **Pillar** Parallel Density Axis ' p-DN-1110 left " "

Page: 208

 2 Heliotallc Seur **Pillar** And 6-polnt D-2 Dimensional Axis --prima'

 . Heliotalic Seur **Pillar** left 9+10 Top of shoulders 6+7 Armpits _

Page: 209



3 Hellotalc Seur **Pillar** And 6-point D-3 Dimensional Axis Right }. I



Body Hellotalc Seur **Pillar** 0·3 Mental Bpdy Sho-na transposition Field &

Page: 210



Transharmonic Heliotalic Se"Ur **Pillar** & Shena Field "Artificial Christ Consciousness" Bio & Mind



DensJty-1 Hellotalic **pillar** 1 and I 6-point Density Axis Density- - _



Transhannonic Hellotalc Seur **pillar** For DN-1- /., I I Density & Void Density

Page: 211



within the "**Pillar** of Power" Central Etheric Staff & Rod columns; the Til-



Currents from the **Pillar** of Power into the Etheric & Atomic Ray Currents of

Page: 213



Central Etheric-Atomic **Pillar** to other LotE, Lottim& Leta Levels ~

Page: 214



in the LotE **Pillar** of Power direct Spark Pulse Currents from the Pillar through



Currents from the **Pillar** through the "a- Yan- Yun- a" Shield Stanz of



v · The **Pillar** of Power EthericAtomic Currents run the Central Staff interior currents



The PKA Loti **Pillar** and lotus Points run horizontally as the lotE PCM Rod

Page: 215



Actuality & the **Pillar** of Power . - · U\..1_.__ Meridian+ & .

Page: 218



,• **Pillars** of Power, Matradon Phasing & Radiation Unit Spark Pulse Current

Page: 221



DimenslonafHeliotalic s~ur **Pillar** . : y"K. -:· . " . Lotus Points

Page: 223



Heliotafic ~e"Ur **Pillar** · & Shena Field · . •Artmcr.,. uchrlstConsdausii8S!

Page: 225



Dimensional Hellotalii:-Seur **Pillar** The 24 PCM Lotus Points form where Density and Dimensional

Page: 227




I 1 I **Pillar** ! I I I I ,. . J I I


Page: 229

 interface between the **Pillar** of Power and the Atomic Matter Systems.


Page: 231

 Dimensional Heliotalfeur **Pillar** lotus Points are points of Trans-Density frequency interface that

Page: 233

 Ka Centre", "**Pillar** of Power" and "Chariot of Fire"; all of which

Page: 234

 Etheric Blueprint "**Pillar** of Power", "Chariot of Fire" and Ka Centre Activation

Page: 260

 will offer "**Pillar** of Power" and ""Tha" Centre Sub-harmonic Activation and

Page: 272

 1ame Body Maharic **Pillar** Right Hand Sha-LA'a Flame 331/3+ve


Page: 274

 then push a **Pillar** of Silver Light out of Chakra-4 and EXHALE it to

Page: 275

 then push a **Pillar** of Silver Light out of Chakra-4 and EXHALE it

Page: 280

 the 12th..Dimensional **Pillar** of Light within your bio-energetic field.). Take several slow,

Page: 281


 oscillating Pale Silver **Pillar** of Light surrounding and permeating the body, a tube of

 refreshing Pale Silver **Pillar** of oscillating light. Take a few slow deep breaths

 energy from the **Pillar** emanating through all of your body cells. Your Bio-energetic

 the Pale Silver **Pillar** of Light oscillates around you, place your attention for a

 Seal Pale Silver **Pillar** of Light will remain in your bio-energetic field between

 4), while Facilitator's **Pillar** remains active. Progressive use of the Maharic. Seal and running

Page: 284

 to become vertical **Pillar** of Silver Light around body. 8. INHALE-draw Spark of

Page: 287

 your Maharic Seal **Pillar** upward and latching it onto your 14th Chakra. This procedure



Temporary Maharic Seal **Pillar**, amplifying its intensity and strength with the Kee-Ra-ShA



your Maharic Seal **Pillar** and focus on Chakra -13 at Earth's Core. INHALE,

Page: 332



Ka Centre", "**Pillar** of Powet" and "Chariot of Fire"; all of which

Page: 333



EthosEthereic Blueprint "**Pillar** of Power», "Chariot of Fire" and Ka

Page: 335



will offer "**Pillar** of Power", "Ka" and "Than Centre and Lota




Page: 336





then push a **Pillar** of Silver Light out of Chakra-4 and EXHALE it

File : [2004-04_Kathara23Diagrams_scan.pdf](#)
Title : Kathara 2-3 Diagram Pack
Subject : 12 laminated color diagrams from K2-3
Author : MCEO Freedom Teachings - Ashayana Deane
Keywords :




Page: 1

-  a "13"" **Pillar**" activates at the center point, then polarises to form the
 -  4-12 Reuche **Pillar** Set of the Veca PCM Density & Primal and PKA
 -  Veca 12-Reuche **Pillar** Sets simultaneously expand the PKA & PCM Templates out from
-
















Page: 3

-  Sha-LA-a **Pillar** 13 Monadic Beam initiates Life Within the Ecka-Veca LatA
 -  a "131h **Pillar**" within the Veca Body Template Initiating the M-TSequence Densification
-

Page: 6

-  Sha-LA-a **Pillar** 13 & LatE" Reuche 12 Pillar Sets; Reuche Pillars form
 -  LatE" Reuche 12 **Pillar** Sets; Reuche Pillars form Density Staff & Primal Rod Spindle
 -  Pillar Sets; Reuche **Pillars** form Density Staff & Primal Rod Spindle . Stage-1
-

Page: 12

-  BASE SHIELD, REUCHE **PILLARS** & LOTUS ARCS I.The Seed Atom and Base Shield
-  Amoraea "13th **Pillar**." 360-Charge Eckasha Ad-Don-draea-Amoraea Flame The Eckasha
-  24 Eckasha Reuche **Pillars** Set Ecka-Lota & Le-e TOR-A Chambers Templates
-  3. 24 Reuche **Pillars** Polarise & Bend to Form the 2- 12-Point Primary
-  the 24 Reuche **Pillar** Arcs (12 Eckasha & 12 Ecka Reuche Pillars) Within
-  12 Ecka Reuche **Pillars**) Within the Ecka Base Shield Setting the Ecka-Lota Template
-  Reuche " " **Pillars** & Le-e TOR-A The 24 Reuche Pillars Reuche
-  The 24 Reuche **Pillars** Reuche Vortex Temp" set the template for the 4- Le-
-  Vortex Templates Reuche **Pillars** The 12 Eckasha Pillars are the Ad-Don-draea Pillars-
-  The 12 Eckasha **Pillars** are the Ad-Don-draea Pillars- the 12 Ecka Pillars
-  Ad-Don-draea **Pillars**- the 12 Ecka Pillars Body Signet are the E# =
-  the 12 Ecka **Pillars** Body Signet are the E# = Ecka Body Le-e
-  e TOR-A **Pillars**. Signet Eckasha Reuche Pillars & Le-e TOR-A Chambers
-  Signet Eckasha Reuche **Pillars** & Le-e TOR-A Chambers The 24 Reuche Pillars
- 

The 24 Reuche **Pillars** are 2 - Sets of 12 Arcing Standing-Wave Pillars



Arcing Standing-Wave **Pillars** that emerge from the "13th Pillar" Center Beam Krist



the "13th **Pillar**" Center Beam Krist Code Creatjon of the 24-Peta! Ecka-



the 24 Reuche **Pillars** interact and bend toward each other through the mathematical program



12 Eckasha Reuche **Pillars** form the 12 - Petal Lotus Arcs of the Eckasha&




12- Ecka Reuche **Pillars** form the 12- Petal Ecka-Lota Lotus Arcs within the

File : [2004-08_RevelationsOfRaK4_scan.pdf](#)
Title : K4 The Pillar of Power - Handbook
Subject : Kathara Level 4 - Loga's, Four Spheres of Ra, Nadraddon Etheric-Atomic Duct Complex (from Revelations of Ra WS)
Author : MECO Freedom Teachings - Ashayana Deane
Keywords :

Document Metadata

 Title: K4 The **Pillar** of Power - Handbook

 Found 1 instance(s) in additional metadata












Page: 1

 4 The "**Pillar** of Power" Introductory Sequence, Logas and Related Notes Product Code:



Page: 12

 the Etheric-Atomic **Pillar** of Power. Phase- 7: Nadraddon Cell Activation; Merging of the

Page: 13




 D-1 Atomic **Pillar** releases through Nadraddon Cell Activation .. . As the 4-
 Atomic Structure for **Pillar** of Power Activation and Tii-E-"a Breathing ... Observe,
 As the Inner **Pillar** 24 Lotus-Points "Turn On" the AdonA Light ...
 Etheric-Atomic-Centre-**Pillar** also "Turn On", preparing the Crystal Body & Manifest
 Manifest Anatomy for **Pillar** of Power Activation, release of the Sextant Pin, Rising of
 Ecka-Matraddon Cell, **Pillar** of Power, Flow. The Feet Chakra" Seed Seals open and
 the Ethos-Etheric **Pillar** of Power can rise, once the Sextant Pin releases, to
 progressive application of **Pillar** of Power-Ethos Rising KA-THA-RA Technologies. Until "
 Ethos-On"/ Ethos **Pillar** Rising Technologies are employed, breathing the Nadraddon Cell
Energies should
 released, and Ethos **Pillar** Ascent is Initiated, Etheric-Atomic Healing, Recharge and
Amplification can
 Cell and the **Pillar** of Power. The MECO Freedom Teachings® Series 13 Presented




Page: 18




 Umbi into the **Pillar** of Power (D-3 Ethos K-1 at D-
 Spark from the **Pillar** of Power and in to the PCM Seed Atom, pushing



Page: 19

 0-3 Ethos **Pillar** from the AzurA down to the feet to coincide with

-  the. Atomic "**Pillar** of Power" & Freeing the 24 Lotus Points & Nadradon
 -  3- Breathe Ethos **Pillar** Up to AzurA (Rod at AzurA) on Inhale, and
 -  Inhale, and Ethos **Pillar** Down to Feet (Rod at Feet) on Exhale. Actions
-

-  and the "**Pillar** of Power". 15 Now, shift your attention to the Nadra
 -  into the Central **Pillar** of Power and down into the Nadra Key, coinciding with
 -  Nadra Key, "**Pillar** of Power" and all Lotus Points intensifies and brightens ..
-

-  Vertical Staff "**Pillar** of Power". This process of spark-generation and Atmos Current
 -  Inhales the Ethos **Pillar** ascends back upward into alignment with the PCM Density Kathara.
 -  Expansion ... Ethos **Pillar** descends rapidly to full ET- K-1 I PCM- K-
-




-  Currents into the **Pillar** of Power and Ra-don Cell Etheric-Atomic Duct Complex.
 -  run in the **Pillar** of Power and Etheric-Atomic Duct Complex. Nadra Complex Electrical
-

File : [2004-09_MichaelMaryLine_scan.pdf](#)
Title : The UK Michael-Mary Line - Handbook
Subject : The Zendradon, Ecka-Indigo Shiled and Planetary Shield Awakening of the Universal Indigo Sun and Planetary Diamond Sun Host
Author : MCEO Freedom Teachings - Ashayana Deane
Keywords :



Page: 10

-  BASE SHIELD, REUCHE **PILLARS** & LOTUS ARCS 1. The Seed Atom & Base Shield
 -  draea "13~ **Pillar**" ~~;::: Centre Seed Atom to form the See if Atoms
 -  24 Eckasha Reuche **Pillars** Set Ecka-Lota & Le-e TOR-A Chambers Templates
 -  The 24 Reuche **Pillars** Reuche Vortex Temp" set the template· for the 4-
 -  3. 24 Reuche **Pillars** Primary Lotus of the Ecka-Veca Body Creation of the
 -  The 24 Reuche **Pillars** are 2- Sets of 12 Arcing Stand ing-Wave Pillars
 -  Stand ing-Wave **Pillars** that emerge from the "13• **Pillar**" Centre Beam Krist
 -  the "13• **Pillar**" Centre Beam Krist Code ~• EduU . @:: t=~j~~
 -  1:11,. 1< **Pillars** & Le-eTOR-A Chambers The 12 Eckasha Reuche Pillars
 -  12 Eckasha Reuche **Pillars** lorm the 12- Petal lotus ArcEs kof ~eta Eckasha
 -  12- Ecka Reuche **Pillars** form the 12- Petal c a' o lotus Arcs
-




Page: 11

-  a •13"" **Pillar**" activates at the centre point. then polarises to form the
 -  4- 12 Reuche **Pillar** Set of the Veca PCM Density & Primal and PKA
 -  Veca 12-Reuche **Pillar** Sets simultaneously expand the PKA & PCM Templates out from
-

Page: 13












-  LA'a **Pillar** 13 Monadic Beam Initiates Life Within the Ecka-Veca LatA
 -  a "13th **Pillar**" within the Veca Body Template initiating the Manifest· ation
-

Page: 15


-  LA-a ·**Pillar** 13 & Lo!E" Reucho 12 Pillar Set; Reuch• Pillars
 -  E" Reucho 12 **Pillar** Set; Reuch• Pillars I arm Density Staf! & P.rlmal
 -  Pillar Set; Reuch• **Pillars** I arm Density Staf! & P.rlmal Rod Spindle. s-.~
-

Page: 17







-  "131h Central **Pillar**" sparking ~em Density & Primal Seed Atoms to Rotation,

 pD13 "131h **Pillar**" center beams to open within the LatE" Staff and Rod.
 LotE"12 Reuche **Pillar** Se"Urs to anchor through the core Reuche templates of the
 a rotating Se"Ur **pillar** of cw/ ccw em force around the stationary standing center
 13 Se,"Ur **pillar** Staff; this Is the Staff Spindle Pillar. 6. The Rod
 the Staff Spindle **Pillar**. 6. The Rod central D-13 Se"Ur pillar undergoes the
 D-13 Se"Ur **pillar** undergoes the same "spindling" process, forming the horizontal Se"Ur
 the horizontal Se"Ur **pillar** of em force SP.Inriing around the stationary D-13
 13 Rod Se"Ur **pillar**. Tills Is the Rod·Splnille Pillar . 4., 5.,
 Rod·Splnille **Pillar** . 4., 5., 6. & 7. . Spin of the
 "13u.· **Pillar**" within the Veca Body Template Initiating the Manifest· ation
 vertical Sfaaff spindle **pillar** spins +pkA ManA Incoming frequency down from the Staff


Page: 18

 24 staff spindle **pillar** Ones downstep through the shield seed atom, travel through the



Page: 37

 within the "**Pillar** of Power" called Photo-sonic & Photo-radeionic Radon Photo-
 of the "**Pillar** of Power" sending it back to the Lota via the
 ~within the **Pillar** of Power Breathing Tube. As the outgoing Radon Rays empty
 Rays empty the **Pillar** of Power on the Diamond Sun Exhale/ Expansion, the Seals
 units, within th~ **Pillar** of Power, open, releasing the stored +ve Pulsa.r
 Spiral of the **Pillar** of Power Breathing Tube. The Reu-Sha-TA Spiral transmits



Page: 38

 Central Etheric-Atomic **Pillar** to other LotE, Lotum & Lota Levels ... , LU



Page: 51

 within the "**Pillar** of Power" Central Etheric Staff & Rod columns; the Til~
 Currents from the **Pillar** of Power into the Etheric & Atomic Ray Currents of

Page: 52




 Amoraesa "13~ **Pillar**"" 1/".\\li:~T"I""- 8 Inner Magnetic Cells of the And
 creates the "**Pillar** of Power Breathing Tube"- AtomlcEtheric Interface System through which
 Lotum

Page: 53






 0 = Reuche **Pillars** 0 =Double Reuche Pillars •= Reuche Pillars in Sign
 =Double Reuche **Pillars** •= Reuche Pillars in Sign ets The RA Density "

 Pillars •= Reuche **Pillars** in Signets The RA Density "Fields of Lota



Page: 54

 0 = Reuche **Pillars** 0 = Double Reuche Pillars , = Reuche Pillars in
 = Double Reuche **Pillars** , = Reuche Pillars in Signets & project the Le-
 , = Reuche **Pillars** in Signets & project the Le-e TOR-A 2-

Page: 55

 The **Pillars** of Power Etheric-Atomic Interface 24 PCM lotE "lotus
 Seed Atoms, & **Pillar** contracts. On Exhale, Pillar Expands vertically, Eiros-PKA -ve
 contracts. On Exhale, **Pillar** Expands vertically, Eiros-PKA -ve up, Ethos- PCM +
 Charge builds in **Pillar** & Atom via Cycles of Vertical Breathing, Pillars shift 45deg.
 of Vertical Breathing, **Pillars** shift 45deg. to Eckalota axis entering atomic form into Hon-

Page: 58

 the Etheric-Atomic **Pillar** of Power, outward through the LotE PCM Template Crystal Body
 Atomic It".>t-- **Pillar** of Power expands outward from Centre Matradon Cell forming LotE





Page: 59

 point of the **Pillar** of Power to create the Etheric-Atomic Currents of the



Page: 60

 Central Etheric-Atomic **Pillar** to other LotE, Lotum & Lota Levels ... ~)\ LU

Page: 61

 in the LotE **Pillar** of Power direct Spark Pulse Currents from the Pillar through
 Currents from the **Pillar** through the "a;_ Yan- Yun- a" Shield Stanz of
 I I The **Pillar** of Power Etheric· Atomic Currents run the Central Staff
 The PKA Loti **Pillar** and Lotus Points run horizontally as the LotE PCM Rod

Page: 63

 Flow Through the **Pillar** of Power Christlac Merkaba Fields, the "a-Yan-Yun
 Fields through the **Pillar** of Power & 24 Lotus points . 12-Dlmentlonat.SlngiQ


Page: 64

 Electrical Flow through **Pillar** of Power Ethos Ascent in PCM LotE Cl Ash; yana

Page: 65

 Magnetic Flow through **Pillar** of Power Eiros PKA Descent in PCM LotE OAshayna &

Page: 74

 . Maharfc · **Pillar** I I· 1I . Each Density Shield Is


Page: 75

 Flow from the **Pillar** of Power Stage 4B -Ecka-Veca Body Pcm LotP

Page: 76

 Yan-Yun" Flow, **Pillar** of Power & Stair-step Vortex Staff of Natural, Eternal

Page: 77

 1A PCM LotE **Pillar** of Power has open circulation of Ethos & Eiros &

Page: 79

 creates the "**Pillar** of Power Breathing Tube"- Atomic· Etherlc Interface System through

Page: 80

 = Double Reuche **Pillars** •= Reuche Pillars in Signets The RA Oens ity "


 Pillars •= Reuche **Pillars** in Signets The RA Oens ity "Fields oflota The


Page: 83

 24 Eckasha Reuche **Pillars** Set Ecka-Lota & Le-eTOR-A Chambers Templates into

 The 24 Reuche **Pillars** Reuche Vortex Temp" Th.t Ec::WN Body Anchors Ihll4

 Amoraea "13* **Pillar**" .Once anchored in 1/ie Ecka Base Shield the

 the 24 Reuche **Pillars** interact & bend toward each other through the mathematical programme

 The 24 Reuche **Pillars** are 2-Seis of12 Arcing Standing-Wave Pillars that emerge

 Arcing Standing-Wave **Pillars** that emerge from the "1J• **Pillar**" Centre Beam Krist

 the "1J• **Pillar**" Centre Beam Krist Code ~. btu~ (!) = ::::


 •. I!:.~ ~ **Pillars** & le'eTOR-A Chambers The 12 Eckasha Reuche

 12 Eckasha Reuche **Pillars** form the 12 ·- Petal Lotus ArcEs kof tltheta

 12- Ecka Reuche **Pillars** form the 12- Petal c a- O Lotus Arcr. within

Page: 84


 in the LotE **Pillar** of Power direct Spark Pulse Currents from the Pillar through


 Currents from the **Pillar** through the "a- Yan- Yun- a" Shield Stanz of

 r- . The **Pillar** of Power Etheric· Atomic Currents rim the Central Staff


 The PKA loti **Pillar** and lotus Points run horizontally as the lotE PCM Rod

Page: 105

 Template Inhale-Contraction **Pillars** Incoming Electrical Ethos +ve Counter-rotating Reu-Sha-TA

 Jally fuels the **Pillar** ()f Power & Crystal Body Life-Force Production. ·


Page: 113


 THE 12 REUCHE **PILLAR** ARCS - 1 Coast of Sierra Leone NWAfrlca 7 Bay

Page: 114

 REUCHE **PILLAR** STARBURSTS- 360: DATELINES .Pillar Starburst Initiates with: i) Nadraddon

 360: DATELINES .**Pillar** Starburst Initiates with: i) Nadraddon (Eiec"); ii) Zendradon (

 (Eiec-Mag") **Pillar#** **Pillar** Activates Nadraddon Zendradon Kethradon Starburst w/ Ethradon "1

 THE 12 REUCHE **PILLAR** ARCS~ 1 Coast of Sierra Leone NW Africa 7 Bay

 12 Reuche Scepter **Pillar** · Anchoring Dates Summary Cbart Date! Fiequency Shifts from to

 · Reuche Scepter **Pillar**-13 initiates May 27-Juna 3, 2003 Subharmonic-1 of


 . Rauche Scepter **Pillar**-4/nillates December 21, 2006 Reucha Scepter PU/ar-4

 2007 Reucha Scepter **Pillar**-5/nitfates December 21, 2007 Reucha Scepter PJ7/ar-5

 2008 ReuChe Scepter **Pillar**- {! Initiates December 21, 2008 Reuche Scepter Pillar-6 Consummatei"Activatas December

 2008 Reuche Scepter **Pillar**-6 Consummatei"Activatas December 21,2008 Subhannonlc·12 of Main un

 2010 Reuche Scepter **Pillar**,a Consummates/Activates December 21, 2010 Subharmonic·1 of

 Reucha "Scepter **Pillar**-9/niliates December 21, 2011 Reuche Scepter Pillar-g Consummates/

 2011 Reuche Scepter **Pillar**-g Consummates/Activates December 21,2011 Subhannonlc-3 of Meln.Un&-


Page: 115

 ·Vortices & **Pillars**, LotE-Axiatonai-Meridian-Raids-Nadis 12-Line Sets, Nadia I


Page: 116

 Cell Activation and **Pillar/** Spiral Re-set can be held, shift with the Indigo

Page: 117


 the Reu-che **Pillar**- 1, D-13/ D-1 Monadic-Atomic-Axiom Template, the


 of the Planetary **Pillar** of Power. Between the 12th and 13th minute following release

 Spiral in the **Pillar** of Power Breathing Tube began automatic restoration of self-adjustment

 Earths" Reu-che **Pillar**- 1 and Earths" D-1 (Atomic-Etheric) and D-


 Blue Light Field) **Pillar** of Power Core Anatomy resumed Flow in Earths" Shields via

 preparing Earth for **Pillar**-1 Kethradon Awakening, December 2004- February 2005 and Pillar Starburst

 February 2005 and **Pillar** Starburst during Hetharo- May 27th 2005. Once the organic D-

 1/ D-13 **Pillar**-1 Flows were activated within Earths" Arc of the Covenant


Page: 118


 burst, and progressive **Pillar** 2- 12 Star-burst between 2005- 2015. · Following the


Page: 119

 Spiral of the **Pillar** of Power Copyright Ashayana and Azartan Deane, Eckr"s, Oct. 2003/


Page: 123

 State. Reu-che **Pillar**and Reu-Sha-TA Spiral reset initiates Pillar-1/ 0-1

 Spiral reset initiates **Pillar**-1/ 0-1 Sub-harmonics 1-6 re-set. LotE

 and Reu-che **Pillar**-1 D-1 Sub-harmonics 7-12 re-set. "

Page: 124

 out of the **Pillar** of Power and back into the Ecka Lota; as this

 they vacuum within the **Pillar** of Power Breathing Tube. 4. Now, slowly begin to Exhale

Page: 125

 inward toward the **Pillar** of Power, they release a Ketheric (Ethereic-Atomic) Back-


 Cells of the **Pillar** of Power turning to glowing orbs as they receive their

File : [2004_APindex_scan.pdf](#)
Title : Index of AP publications through 2003
Subject : Index reference for early printed materials
Author : MCEO Freedom Teachings
Keywords :

Page: 4

 14 263 13th **Pillar**- Overtone Anchoring- He-thar-o FTR-HB 56 15 Chakras

Page: 8

 the 12 Reuche **Pillars** & Amoraesa Arcs Anchoring the 5th-Dimensional Archetype Advanced Technique


Page: 10

 the 12 Reuche **Pillars** & the Photo-Sonic Amoraesa Arcs DFF-HB 101C Archangels

Page: 20

 & 12 Reuche **Pillars** SSC-HB 14 Cosmic Lightbulbs and Soundbites DFLi-HB 1


Page: 27

 Downstepping 12 Reuche **Pillars** DFLo-HB 1 5 Downstepping Cosmic Creation DFLo-HB 1

Page: 29

 & 12 Reuche **Pillars** SSC-HB 12 Eck-a-shic Record CS-HB 6


Page: 35

 of the 12 **Pillars** LPIN System KA 1-Sup Four Horsemen of the Apocalypse

Page: 39

 of the 12 **Pillars** PH-H8 6 45 Guardians of the 12 Pillars PH-

 of the 12 **Pillars** PH-H8 6 46 Guardians of the 12 Pillars PH-

 of the 12 **Pillars** PH-H8 6 47 Guardians of the Shields PH-H8

Page: 65

 Project- 12 Reuche **Pillars** & Amoraesa Arcs DFF-HB 103 Planetary Arc of the

Page: 70


 DFLi-HB Reuche **Pillars** - 12 PHX-HB Reuche Pillars - 12 PHX-HB

 PHX-HB Reuche **Pillars** - 12 PHX-HB Reuche Scepters- Embodied DFLo-HB Reuchea


Page: 73

 Eckasha-Aah 13th **Pillar** Activation FTR-HB 4 Secrets of the Arc of The

Page: 84

 of the Middle **Pillar** PH-HB 6 37 The Pentagram - D-5 Geomancy

Page: 86






 Transharmonic Heliotalic Seur **Pillar** SSC-HB 49 Transharmonic Merkaba DFLi-HB 32 Trans-Harmonic

Page: 88



 Urn Shaddai Ur- **Pillar** of Light DFLi-HB 32 Underground Bases M R-HB

File : [2005-01_KethradonAwakeningDiary_scan.pdf](#)
Title : Kethradon Awakening - Workshop Diary
Subject : India trip journal
Author : MCEO Freedom Teachings
Keywords :



Page: 2

-  of a Reuche **pillar**. **Pillar** 13 activated in Hethalon 2003, and now 17 months
 -  17 months later, **Pillar** 13 is undergoing its STARburst. All the subsequent Reuche Pillars
 -  the subsequent Reuche **Pillars** will S T ARburst in sequence 17 months after the
 -  the corresponding Reuche **pillar** activation. The ST ARbursts are like small controlled versions of
 -  form BEFORE the **Pillar** 13 STARburst. Earth and Human collectives will be going through
-

Page: 3
















-  the 13 Reuche **pillars** and a complex network that when opened/activated, connects to
 -  has the MAIN **Pillar**-13 STAR-burst anchoring/activating site and so the STARriders
-

Page: 5







-  reminded that the **Pillar** -13 STARburst is the most profound of all the
 -  detectable. If this **Pillar**-13 starburst activation did not go successfully, a 3-year
-






File : [2005-01_KethradonAwakening_scan.pdf](#)
Title : Kethradon Awakening - Handbook
Subject : Indigo India and the Kethradon Awakening Starburst 13 and the Gifts of Rama
Author : MCEO Freedom Teachings - Ashayana Deane
Keywords :

Page: 1


























-  Response Dynamics: Veca **Pillar** Starburst Cycles & Starburst Phase-Sequences Starburst Response and Planetary
 -  2: Veca Reuche **Pillar** Starburst.Phase-Sequence Initiation Starburst Dynamics-3: Veca Pillar Starburst
 -  Dynamics-3: Veca **Pillar** Starburst Phase-Sequence, Dimensional Red Pulse Phase-Sequence and Atomic
 -  each Planetary Veca **Pillar**, (beginning with Veca Pillar-13, then progressing in sequence
 -  beginning with Veca **Pillar**-13, then progressing in sequence from Veca Pillar-1 to
 -  sequence from Veca **Pillar**-1 to Veca Pillars 10-11-12), engages a 15
 -  1 to Veca **Pillars** 10-11-12), engages a 15· Day Starburst Cycle that
 -  Sequences (.Reuche **Pillar** Starburst Phase-Sequence, Red Pulse Phase-Sequence and Dimensional Starburst
 -  15-Day Veca **Pillar** Starburst Cycle for each Planetary Veca Pillar. In the first
 -  each Planetary Veca **Pillar**. In the first year of Planetary Starburst Response, both Veca Pillar-
 -  Response, both Veca **Pillar**-13 and Veca Pillar-1 fulfill their Starburst Cycles (
 -  13 and Veca **Pillar**-1 fulfill their Starburst Cycles (January 2005 and May
 -  following which Veca **Pillars** 2-9 complete their . respective Starburst Cycles one per
 -  2013), then Veca **Pillars** 10-11-12 complete their Starburst Cycles all in one
 -  which time Veca **Pillar**-13 completes its Starburst Cycle (May 2015) and the
-












Page: 2

-  the Planetary Veca **Pillar**-13 Starburst Cycle unfolds, enabling Earth to engage the "
-  General Veca Reuche **Pillar** "Reu-sha-TA Reset Cycle" is triggered within the
-  Cycle (Reuche **Pillar** Reset Cycle) initiates low to high Reuche Pillar activation and
-  to high Reuche **Pillar** activation and corresponding time-shift following initial Veca Reuche Central
-  Veca Reuche Central **Pillar**-13 Initiation-Activation during Hetharo-H.etalon. (Progressive 2000-
-  Monadic Beam Veca **Pillar**-13 and Veca Pillar-1 Activate: D-13 Veca Reuche




















-  13 and Veca **Pillar**-1 Activate: D-13 Veca Reuche Pillar-13 "Veca
-  13 Veca Reuche **Pillar**-13 "Veca Monadic Beam" anchors, initiates (Hetharo May
-  1 Veca Reuche **Pillar**-1 anchors, initiates (August 12-13, 2003) and activates
-  Breathing Tube", "**Pillar** of Power", Radon Photocell Complex and Etheric Body systems, initiate
-  Templar to receive **Pillar**-13 Veca Monadic Beam 1•1 Starburst Cycle, to prevent














Page: 3

-  6. Eckasha Reuche **Pillar**~13 Releases "Ghost Rider"" Cord in Eckasha-Veca Monadic
-  Cores. Eckasha R!!**uchaPillar** Gates activate and prepare to release"Eckasha-A E-Cou-Sha
-  Veca Reu-Che **Pillar** Shield central Ka-Lem Crystals, in preparation for the sequential
-  and Eckasha Reuche **Pillars** within the Eckasha and Veca Reuche Pillar Templates. E;ckasha
-  and Veca Reuche **Pillar** Templates. E;ckasha Reuche Pinar-13 sends "GHOST RIDER"
-  and Veca Reuche **Pillar**-13 Monadic Beam to initiate rapid acceleration of Eckasha and
-  Eckasha and Veca **Pillar** Shield-13 {UIR!Budhara activation of Budhara Pacific Wormhole
-  Response Eckasha Reuche **Pillar** Gate-Sea/ Activation and Eckasha Reuche Pi/lar-13 "
-  and Veca Reuche **Pillar** Shield-13 "Monadic Core". Monadic Core frequency acceleration builds
-  6 days following **Pillar**-13 Veca Monadic Beam activation (Aug. 12-13,2003 Hethalon).
-  13,2003 Hethalon).Earth's **Pillar**-13 Veca Monadic Beam 1s1 Starburst Cycle begins January
-  21,
-  21, 2005. Veca **Pillars**1-9 wm engage their respective Starburst Cycles sequentially one each
-  • . Reuche **Pillar** Starburst Phase-Sequence Initiates at Monadic Core Critical Mass Acceleration:
-  the following Reuche **Pillar** Starburst Phase-Sequence of Templar Dynamics occurs first for Eckasha
-  a "Reuche **Pillar** Starburst Phase-Sequence Cycle" for EACH of the 12 Eckasha-
-  Eckasha-Veca Reuche **Pillars** and their corresponding Dimensional Templar components, progressing along the Hetharo-
-  natural sequential Reuche **Pillar** activation cycle of the Reu.-Sha-TA Reset cycle. 11.
-  2: Veca Reuche **Pillar** Starburst Phase-Sequence Initiation1. I. The Quickening: 12 to 14
-  Solar/ Earth Veca **Pillar** Starburst Cycle Initiation Date, the scheduled Earth Starburst Cycle
-  the Eckasha Reuche **Pillar** Starburst Cycle completes, the Veca Monadic Core reaches "Monadic
-  corresponding VECA Reuche **Pillar**. Step-down reverberations from the Eckasha Reuche Pillar Starburst Cycle
-  the Eckasha Reuche **Pillar** Starburst Cycle will be felt in the Veca Shields (
-  preceding each Veca **Pillar** Starburst Cycle Initiation Date will be more subtle in relation
-  the earliest Veca **Pillars**, but will become progressively more pronounced, their affects more detectable,















 and 2 Veca **Pillars** 2-3-4 engage their respective Starburst Cycles.(May 2006-
 ·2. Eckasha **Pillar** and E-Cou-Sha Flame Runner Anchor on Starburst Cycle
 Dimensional Veca Reuche **Pillar** Anchors, Initiates and completes its cycle to Activation, and the
 Runner and Eckasha **Pillar** anchor in corresponding Veca Pillar Shield (Earth-time correspondence
 in corresponding Veca **Pillar** Shield (Earth-time correspondence close-estimate 17 months and
 a Dimensional Veca **Pillar** Activation). initiating the 15-Day Starburst Cycle for that Veca
 for that Veca **Pillar** and its Dimensional Templar components. Anchoring of the E-Cou-
 for that Veca **Pillar** and its corresponding Dimension. The Dimensional Red Pulse Sequence
 for the corresponding **Pillar** begins on the Blh Day following Starburst Cycle Initiation, and
 (Vee a **Pillar**-Shield, Dimensional Shield and Crystal Body Shatter, and Monadic Reversal/
 Date" for that **Pillar**. Starburst-13 Cycle Initiation Date: January 21, 2005. 3























Page: 4

 Dynamics-3:Veca **Pillar** Red Pulse Phase-Sequence Commencement Days 1-13 (of
 -4 Reuche **Pillar** Starburst Phase-Sequence: Veca Pillar-13 Friday January 21- Monday
 Phase-Sequence: Veca **Pillar**-13 Friday January 21- Monday January 24, 2005 Anchor Phase,
 and Eckasha Reuche **Pillar** anchor in Veca Pillar Shield 2 3 A. Veca Pillar
 anchor in Veca **Pillar** Shield 2 3 A. Veca Pillar Shield completes its 12-
 3 A. Veca **Pillar** Shield completes its 12-14-Day Quickening Acceleration, following fulfillment
 6-<lay Veca **Pillar** Activation Phase, reaching "Monadic Spark Point" Critical Mass Acceleration.
 corresponding Eckasha Reuche **Pillar** in the Eckasha Base Shield sends a downward vertical
 Eckasha
 Crystal at Veca **Pillar** Shield Core, causing the Ka-L-em Crystal to release
 to the Veca **Pillar** number into the Eckasha-A Base Shield, causing the Eckasha-
 of the Veca **Pillar** Shield as an AdDen-dra Dimensional Flame-Line within the
 into the Veca **Pillar** Shield Ka-L-em Crystal from lowest sub-harmonics to
 the Eckasha Reuche **Pillar** corresponding to the Veca Pillar number to release downward along
 to the Veca **Pillar** number to release downward along the Flame Runner,
 harmonic Eckasha Reuche **Pillar** into the corresponding smaller Veca Pillar Shield. Anchoring
 of the
 corresponding smaller Veca **Pillar** Shield. Anchoring of the Eckasha Reuche Pillar within
 theVeca Pillar
 the Eckasha Reuche **Pillar** within theVeca Pillar Shield Initiates the "Crack-Wave" of
 Pillar within theVeca **Pillar** Shield Initiates the "Crack-Wave" of the Veca Pillar
 of the Veca **Pillar** Shield. Crack-Wave. Keylons of Veca Pillar Shield, Dimensional Shield






-  Keylons of Veca **Pillar** Shield, Dimensional Shield and Crystal Body fragment in Crack-wave
-  When the Veca **Pillar** Shield reaches critical mass saturation frequency holding capacity, and cannot
-  anchoring Eckasha Reuche **Pillar**, the Keylon-Crystals of the Veca PiHar Shield begin to
-  through the Veca **Pillar** Shield then outward through the corresponding Kathara Signet Center, Dimensional
-  corresponding to Veca **Pillar** number flinitiates Day-t within 3 hours of Eckasha Pillar
-  hours of Eckasha **Pillar** Anchor) Magnetic Surge Wave and Tilt Point- Magnetic Wave draws
-  Body into Eckasha **Pillar** Co-Resonant Axis Alignment Tilt. As the crack-wave
-  through the Veca **Pillar** Shield and corresponding Dimensional Components, the progressively fragmenting Keylon Units
-  the Eckasha Reuche **Pillar** Standing-wave, which causes the cracking Keylon unit fragments to
-  the Eckasha Reuche **Pillar**. The progressive axis shift and tilt of Keylon unit fragments
-  fragments for Eckasha **Pillar** Absorption. When the Magnetic Surge Wave reaches Critical Mass
-  into the Eckasha **Pillar**. (occurs on Day-4 as a nano-second electrical
-  corresponding to Veca **Pillar** automatically activate and Star Rider Planetary Shields Clinic Site Visits




Page: 5

-  corresponding to the **Pillar** number, as Flame Runner cord and Flame-Una anchor Day-
-  Contracts" corresponding to **Pillar** number automatically activate globally through the Planetary Indigo Shield on
-  the Veca Reuche **Pillar** Starburst Cycle. Through "Star Rider" Planetary Shields Clinics run
-  to the Veca **Pillar**, translating the Rama Code encryption Into Earth's Planetary Time Code
- )he Veca **Pillar** number are manually induced into and activated within the DNA
-  ~7 Reuche **Pillar** Starburst Phase-Sequence: Veca Pillar-13 Tuesday January 25- Thursday
-  Phase-Sequence: Veca **Pillar**-13 Tuesday January 25- Thursday January 27, 2005 Diffusion-Cohesion
-  Cohesion Waves, Veca **Pillar** Absorption, Eckasha Pillar Double-charge, Ka~L~em Crystal Overload
-  Pillar Absorption, Eckasha **Pillar** Double-charge, Ka~L~em Crystal Overload 5 Diffusion and
-  transfer into Eckasha **Pillar** in Descent~estined Diffusion Wave headed for Red Pulse compaction,
-  Pulse compaction, Eckasha **Pillar** Absorbs Veca Pillar and Veca Pillar Shield dismantles; viable Krist
-  Pillar Absorbs Veca **Pillar** and Veca Pillar Shield dismantles; viable Krist Re-encrypted Keylon
-  Pillar and Veca **Pillar** Shield dismantles; viable Krist Re-encrypted Keylon fragments tilt away
-  of the Veca **Pillar** Shield, Dimension~! Shield and Crystal Body from their structural Cohesion














 of the Veca **Pillar** Shield progressively draw into the Eckasha Pillar from
 the Eckasha **Pillar** from lowest sub-frequency band to highest, creating a Dimensional
 of the Veca **Pillar** Shield, as they pass into the Eckasha Pillar. As the
 into the Eckasha **Pillar**. As the Keylon fragments transfer into the Eckasha Pillar, the
 into the Eckasha **Pillar**, the Eckasha Pillar progressively absorbs the corresponding Veca
Reuche Pillar,
 Pillar, the Eckasha **Pillar** progressively absorbs the corresponding Veca Reuche Pillar, until the
Diffusion
 corresponding Veca Reuche **Pillar**, until the Diffusion Wave, Keylon fragment transfer and
Veca Pillar
 transfer and Veca **Pillar** Absorption complete and the corresponding Veca Pillar Shield is
complete!
 the corresponding Veca **Pillar** Shield is complete! . dismantled. Viable Keylon fragments
from the
 from the Veca **Pillar** Shield able to hold D-3 Base-12 Sub-harmonic
 Crystal Overloads: Eckasha **Pillar** forces Ka-L-em Crystal to Critical Acceleration Overload.
 tion Overload. Eckasha **Pillar** takes on surplus double electrical charge from replicate
frequencies contained
 within the Veca **Pillar**, as the Eckasha Pillar "absorbs" the corresponding.
 as the Eckasha **Pillar** "absorbs" the corresponding Dimensional Veca Pillar,
 nding Dimensional Veca **Pillar**, each sub-harmonic from low to high. After Eckasha Pillar
 high. After Eckasha **Pillar** completes absorption of Veca Pillar, the Eckasha Pillar
 the Dimensional Veca **Pillar** within the Eckasha-Veca Temple. As the Eckasha Pillar
 the Veca **Pillar** Within the Veca Temple, the Ka-L-em Crystal,
 of the Veca **Pillar** Shield center, enters progressive spin acceleration due to the
 ouble-charge Eckasha **Pillar** frequencies, until Critical Acceleration of spin is reached, at which
time
 within the Eckasha **Pillar** as the combined frequency holding capacity of the merged Gate.
 allows the Eckasha **Pillar** to "S".

Page: 6

 cord, and Veca **Pillar** Shield Keylon fragment Polarian Buffer/ Polarian Anchor complete in
preparation
 corresponding to Veca **Pillar** number continue in preparation for opening of the corresponding
dimensional
 the dismantling Veca **Pillar** Shield are protected from Eckasha Pillar absorption and enabled to
 protected from Eckasha **Pillar** absorption and enabled to hold their structural organization
during
 Wave and Eckasha **Pillar**, forming a second POLARIAN COHESION WAVE that draws into Co-

-  the corresponding Veca **Pillar** Shield, Dimensional Shield and Crystal Body to form corresponding Dimensional
 -  encryption of Veca **Pillar** Shield Keylon fragments, complete as Diffusion Wave completes on Day-
 -  permanently dividing Veca **Pillar** Shield Keylon fragments to two separate Starburst Time-wave Base
-





Page: 7

-  ·8 Reuche **Pillar** Starburst Phase-Sequence: Veca Pillar-13 Thursday January 27- Fridax
 -  Phase-Sequence: Veca **Pillar**-13 Thursday January 27- Fridax January 28, 2005 Red Pulse
 -  in Veca **Pillar** Shield center position electrically overloads, unable to hold Double-charged
 -  at the Veca **Pillar** Shield center position continues reverse-spin speed acceleration as it
 -  at the Veca **Pillar** Shield center point (Veca Pillar Shield already dismantled in
 -  point (Veca **Pillar** Shield already dismantled in Diffusion Wave phase), its fragments releasing
 -  by the Eckasha **Pillar** that absorbed the corresponding Veca Pillar), the fragments explode, causing
 -  the corresponding Veca **Pillar**), the fragments explode, causing the Red Cloud to Ignite, forming
 -  of the Eckasha **Pillar** Flame Runner Flame-Une; the Dimensional Red Spark is progressively
 -  Pulse through the **Pillar**-13 Monadic Beam and into the Veca Monad Core in
 -  of the Eckasha **Pillar** Flame Runner and spins into the Ecka Monad Center Aame,
 -  down the "**Pillar**-13" Monadic Beam from the Ecka Center Flame to the
 -  to the Veca **Pillar** number to which the Red Pulse encryption is keyed. The
-





Page: 8


-  DAY-12 Reuche **Pillar** Starburst Phase-Sequence: Veca Pillar-13 Friday January 28
-

Page: 9


-  ·13 Reuche **Pillar** Starburst Phase-Sequence: Veca Pillar-13 Tuesday February 1- Wednesday
 -  Phase-Sequence: Veca **Pillar**-13 Tuesday February 1- Wednesday February 2, 2005 Atomic Transmutation-
 -  the Veca **Pillar** number . The Transmutation-wave Infusion Cycle begins separation
 -  corresponding to Veca **Pillar** Number. Krist Re-encryption releases into Elheric and Atomic bodies,
-

Page: 10


-  to the Veca **Pillar** number. Day-12-End (*Tuesday February 1, 2005) c.
-  to the Veca **Pillar** number "anchors and holds" viable Dimensional Elheric unit spin-
-  corresponding to Veca **Pillar** Number, with spin-axis held by the Polarian Anchor of
-  to the Veca **Pillar** number "anchors and holds" viable . Dimensional Atomic unit


 corresponding to Veca **Pillar** number, Dimensional Atomic Crystal Compaction Wave densification completes,


Page: 11

 to the Veca **Pillar** reverse polarity, tilt, break away from the Veca Monad Center


Page: 12

 Completes: Dimensional Veca **Pillar** Starburst Cycle ends as Atomic content of dimension below fully


 within the Veca **Pillar** Shield, Dimensional Shield and Crystal Body of the next dimension

 within the Veca **Pillar** Shield, Dimensional Shield and Crystal Body of the next dimension

 As each Veca **Pillar** Starburst Cycle completes, each dimensional aspect of the Planetary

 As each Veca **Pillar** Starburst Cycle completes, the two Opposing Planetary Time Waves progressively

Page: 15

 of Fire, "Pillar of Power" and the Monad), and it will take us


Page: 18


 (varies with **Pillar** number) of those with Rama Access Key Flame Runner Contracts,

 physically present between **Pillar** Starburst Cycle Day-1 and Day-4, on Rama Passage

 the specific Starburst **Pillar** number, to allow for Automatic Direct Download of the Planetary


 than one Veca **Pillar**, and their additional (usually singular but not always) set


 their Access Key **Pillar** numbers. Once activated, the living Star Riders of the planet


 Standing-Wave Sequences" through which the progressively accelerating Dimensional Time Wave Base

Page: 19

 Healing During Veca **Pillar** Starburst Cycle Days 1-4, Rama Key ADAPTER CODES corresponding

 to the Veca **Pillar** number are manually induced into and activated within the DNA


 distortion-free Veca **Pillar** Shield, Dimensional Shield, Crystal Body, Titled A Sphere Memory Matrix,

 the sequential Veca **Pillar** Starburst Cycles of the Planetary Starburst Response period, progressively allows





 for each Veca **Pillar** number to complete successfully between Days 13-15 of

 of each Veca **Pillar** Starburst Cycle. Rebirth of the Karmic Dimensional Shield,






Page: 20

 kingdoms. Each Veca **Pillar** Starburst Cycle carries a corresponding Rama Key Adapter Code "




 12 remaining Veca **Pillar** Starburst Cycles. Though the Rama Key Code Sequences are carried

 Activation of the "Pillar-appropriate" Ram a Key Adapter Code 6-Set Sequence to
 Body. As each VecaPillar Starburst Cycle includes a Ram a Key Adapter Code "
 with 2005 Veca Pillar-13 Sequence-1 in Kathara Level-4), as the Veca
 as the Veca Pillar Starburst Cycles and related Planetary Crystal Body activations progress between

Page: 21

 Cycle of Veca Pillar-13 is at once the "most profound yet lease
 immediately detectable" Veca Pillar Starburst cycle. • Starburst-13 is most profound in that
 remaining 12 Veca Pillar Starburst Cycles, culminating in acceleration of the Reu-sha-TA
 the general Reuche Pillar Reu-sha-TA Reset Cycle schedule, which is set during
 unfold "One Pillar At A Time", and the Exponential Acceleration Factor, known as



Page: 22

 have the Veca Pillar-13 Dimensional Red Pulse and Transmutation phases to come, (
 for each Veca Pillar that follows as the years progress), the first part of
 members holding Veca Pillar-13 Star-Rider Flame Runner Rama Keys have successfully activated,










Page: 32

 Cou-Sha Council Pillar-13 "Star Riders" Team have done well in awakening

Page: 33

 time-only Veca Pillar-13 Master Event. Our MCEO group facilitated download of the
 System. During Veca Pillar-13 "Day-13 Starburst Point", there seeded Planetary E-Cou-

Page: 34

 Veca-Ascension: Veca Pillar Starburst Cycle Progression, the 2013 Acceleration Point, 2015 Rama Passage
 to the Veca Pillar number falls to Tandem-Merkaba Metatronic Monadic Reversal during
 After each Veca Pillar Starburst Cycle the "Ascending Polarian" and "Descending Metatronic"
 the next Veca Pillar Starburst Cycle. Upon each Veca Pillar Starburst Point, the Ascending
 Upon each Veca Pillar Starburst Point, the Ascending Wave New Polarian Dimensional Crystal Body
 Crystal Body. Veca Pillars 1-9 will engage their respective Starburst Cycles sequentially one
 through 2013. Veca Pillars 10-11-12 will all engage their Starburst Cycles in
 As each Veca Pillar Starburst Cycle progressively splits each corresponding Dimensional Field into opposite-
 May 2014 Veca Pillar Starbursts 10-11-12 complete and the New 12-Dimensional

- Phase of Ecka **Pillar**-13 completes and the salvaged portions of this Veca and
 - to each Veca **Pillar** Starburst Cycle unfold, the original Veca Monad Harmonic Flame corresponding
 - to the Veca **Pillar** number will reverse, compact and implode via annihilation with its
 - corresponding new Veca **Pillar** and Monad Harmonic Flame in
-

Page: 35

- Eckasha-A 12 **Pillar** Set anchors in the new Ecka-Veca to put the
 - May 2015 Veca **Pillar** Reset and Starburst Response, the Pofarian Matrix Gate set will
 - the Vee a **Pillar** Shields of this Veca, those of the Parallel-Ecka Veca,
 - the corresponding Veca **Pillar** Starbursts. These Gate Shields, merged through the Polarian Matrix Interface
 - of an Eckashalevel **Pillar**. This means that areas of the Solar-Planetary- Tribal Shields
 - occur before each **Pillar** enters its Etheric Red Pulse Sequence phase (which is
 - phase in a **Pillar** Starburst Cycle, and should J DEALL Y occur during the
 - occurs for that **Pillar**. When a Dimensional Red Pulse releases, the original dimensional shield
-

Page: 36

- the May 2014 **Pillar** 10-11-12 Starbursts. Likewise, the reversed elements of each
-

Page: 37


- before the Veca **Pillar**-13 Red Pulse Atomic Crystal Compaction Wave began, they would
-

Page: 39

- Healing During Veca **Pillar** Starburst Cycle Days-1-4, Rama Key ADAPTER CODES corresponding
 - to the Veca **Pillar** number are manually induced into and activated within the DNA
 - free Veca **Pillar** Shield, Dimensional Shield, Cr}tstal Body, TiiE"A Sphere Memory Matrix,
 - the sequential Veca **Pillar** . Starburst Cycles of the Planetary Starburst Response perio.d,
 - for each Veca **Pillar** number to complete successfully pet0een Days,13·15 of
 - of each Veca **Pillar** Starburst Cycle. Rebirth of the Kristiac Dimensional Shield, Radon Photo-
-

Page: 40


- kingdoms. Each Veca **Pillar** Starburst Cycle carries a corresponding Rama Key Adapter Code "
- 12 remaining Veca **Pillar** Starburst Cycles. Though the Rama Kejy"Code Sequences are carried only
- of the ""**Pillar**-appropriate" Rama Key Adapter Code 6-Set Sequence to facilitate
- As each Veca **Pillar** Starburst Cycle includes a Rama Key Adapter Code "6-
- with 2005 Veca **Pillar**-13 Sequence-1 in Kathara Level-4), as the Veca


 as the Veca **Pillar** Starburst Cycles and related Planetary Crystal Body activations progress between


Page: 54

 REUCIJE **Pillar** STARBURSTS-JBO: DATEUIIES -IIEURSJCI!CPIIJJIJ.IIOIt e ... r~....._..__,,,

Page: 55


 Healing During Veca **Pillar** Starburst Cycle Days .1-4, Rama Key ADAPTER CODES corresponding

 to the Veca **Pillar** number are manually induced into and activated within the DNA


 new, distortionfree Veca **Pillar** Shield, Dimensional Shield, Crystal Body, Til-E" a


 the sequential Veca **Pillar** Starburst Cycles of the Planetary Starburst Response period,


 for each Veca **Pillar** number to complete successfully between days-13-15 of


 of each Veca **Pillar** Starburst Cycle. Rebirth of the Kristiac Dimensional Shield, Radon Photo-

Page: 56

 kingdoms. Each Veca **Pillar** Starburst Cycle carries a corresponding Rama Key Adapter Code "r~

 12 remaining Veca **Pillar** Starburst Cycles. Though the Rama Key Code Sequences are carried

 of the "Pillar-appropriate" Rama Key Adapter Code &-Set Sequence to

 As each Veca **Pillar** Starburst Cycle includes a Rama Key Adapter Code "6-


 with 2005 Veca **Pillar**-13 Sequence-1 in Kathara Level-4), as the Veca

 as the Veca **Pillar** Starburst Cycles and related Planetary Crystal Body activations progress


Page: 59

 using Lotus Arc/ **Pillar** breaths, attaching Code to fingertips. · 3 Put Code to


Page: 60

 Double Arc/ Ethos **Pillar** breath up from Earth Core to Chakra 14, 36" above

Page: 61

 Double Arc! Ethos **Pillar** Lotus breaths and repeat gently, 3 TIMES, in your mind,

 Double Arc/ Ethos **Pillar** Lotus breath rhythm and observe or intend that a

 J.Jc/ Ethos **Pillar** Lotus breathing, and observe or intend that your Etheric body,

Page: 62

 Petal Double Arc/Ethos **Pillar**/ AD-DON-ORA FLAME lotus Breath {"aD UP") from

 Double Arc/Ethos **Pillar**/Ad·Don·Dra Flame ("All UP") Lotus

Page: 63



Double Arc/Ethos **PillarJAd**-Don'Dra Frame ("All UP") Lotus Breathing, keeping

Page: 64



Double Arc/Ethos **Pillar**/Ad'Don'Dra Flame Lotus Breathing cycle. Each

Page: 66




DOuble Arrl Ethos **Pillar**/ Lotus "up" breaths. 7. Then fonows the E-Cou-














Double Arc/ Ethos **Pillar** breath up from Earth Core to Chakra 14, 36" above

File : [2005-03_IntroKathara4_scan.pdf](#)
Title : Elements of Kathara 4 - Handbook
Subject : Installment 1 - the Eiradon Awakening, the Voyager Trinity Time Wave, Ra-Sha-LA Restoration, the Ah-Seu-Ra-Shan State and the Hon"a-til-E-a Run
Author : MCEO Freedom Teachings - Ashayana Deane
Keywords :




Page: 3

 the Etheric-Aiomic **Pillar** of Power. Phase- 7: Nadradon Cell Activation: fv1eroino of the




Page: 4

 D-1 Atomic **Pillar** releases through Nadradon Cell Activation ... As the 4 -
 Atomic Structure for **Pillar** of Power Activation and Til-E- "a Breathing ...
 As the Inner **Pillar** 24 Lotus-Points "Turn On" the AdonA Light ..
 Etheric-Atomic-Centre-**Pillar** also "Turn On", preparing the Crystal Body & Manifest
 Manifest Anatomy for **Pillar** of Power Activation, release of the Sextant Pin, Rising of
 Ecka-Matradon Cell, **Pillar** of Power, Flow. The Feet Chakra" Seed Seals open and
 the Ethos-Etheric **Pillar** of Power can rise, once the Sextant Pin releases, io
 progressive application oi **Pillar** of Power-Ethos Rising KA-THA-RA Technologies. Until "
 Ethos-On"/ Ethos **Pillar** Rising Technologies are employed, breathing the Nadradon Cell
Energies should
 released, and Ethos **Pillar** Ascent is Initiated, Etheric-Atomic Healing, Recharge and
Amplification can
 Cell and the **Pillar** of Power. 'Lf

Page: 9


 Umbi into the **Pillar** of Power (D-3 Ethos K-1 at 0-
 Spark from the **Pillar** of Power and in to the PCM Seed Atom, pushing
 D-3 Ethos **Pillar** from the A:zurA down to the feet to coincide

Page: 10

 the Atomic "**Pillar** of Power" & Freeing the 24 Lotus Points & Nadradon
 3- Breathe Ethos **Pillar** Up to AzurA (Rod at AzurA) on Inhale, and
 Inhale, and Ethos **Pillar** Down to Feet (Rod at Feet) on Exhale. /

Page: 12

 and the "**Pillar** of Power". 15 Now, shift your attention to the Nadra


 into the Central **Pillar** of Power and down into the Nadra Key, coinciding with

 f<ey, "**Pillar** of Power"" and all Lotus Points intensifies and brightens ...

Page: 15

 Vertical Staff "**Pillar** of Power". This process of spark-generation and Atmos Current


 . . Ethos **Pillar** descends rapidly to full ET- K-1/ PCM- K-1


 Currents into thr **Pillar** of Power and Ra-don Cell EthericAtomic Duct Complex. One

Page: 16

 run in the **Pillar** of Power and Etheric-Atomic Duct Complex. · Nadra Complex


Page: 21

 State. Reu-che **Pillar** and Reu-Sha·TA Spiral reset initiates Pillar-1/


 Spiral reset initiates **Pillar**-1/ 0-1 Sub-harmonics 1-6 re-set. LatE

Page: 22

 inward toward the **Pillar** of Power, they release a Ketheric {Etheric-Atomic) Back-

 Cells of the **Pillar** of Power turning to glowing orbs as they receive their

Page: 23

 out of the **Pillar** of Power and back inio Ilie Ecka Lola; as this


 vacuum within the **Pillar** of Power Breathing Tube. 4. Now, slowly begin to Exhale


Page: 30


 Spiral of the **Pillar** of Power Copyright Ashayana and .O.za;ian De

Page: 31


 Healing During Veca **Pillar** Starburst Cycle Days 1·4, Rama Key ADAPTER CODES

 to the Veca **Pillar** number are manually induced into and activated within the DNA


 new, distortionfree Veca **Pillar** Shield, Dimensional Shield, Crystal Body, Til-E-" a Sphere Memory


 the sequential Veca **Pillar** Starburst Cycles of the Planetary Starburst Response period, progressively allows

 for each Veca **Pillar** number to complete successfully between Days-13-15 of each




 of each Veca **Pillar** Starburst Cycle. Rebirth of the Kristiac Dimensional Shield, Radon Photo-

Page: 32


 kingdoms. Each Veca **Pillar** Starburst Cycle carries a corresponding Rama Key Adapter Code "

 12 remaining Veca **Pillar** Starburst Cycles. Though the Ram a Key Code Sequences are

 of the "**Pillar**-appropriate" Rama Key Adapter Code 6-Set Sequence to facilitate

-  As each Veca **Pillar** Starburst Cycle includes a Rama Key Adapter Code "6-
-  with 2005 Veca **Pillar**-13 Sequence-1 in Kathara Level-4), as the Veca
-  as the Veca **Pillar** Starburst Cycles and related Planetary Crystal Body activations progress between


Page: 33

-  using Lotus Arc/ **Pillar** breaths, attaching Code to fingertips. 3 Put Code to one





Page: 36

-  Spiral of the **Pillar** of Power . , i , .



Page: 37

-  Double Arc/ Ethos **Pillar** breath up from Earth Core to Chakra 14, 36" above



Page: 38

-  Double Arc Ethos **Pillar** breathing rhythm as you complete the remainder of this technique.
-  Double Arc! Ethos **Pillar** Lotus breaths and repeat gently, 3 TIMES, in your mind,
-  Double Arc/ Ethos **Pillar** Lotus breath rhythm and observe or intend that a beautiful
-  Double Arc! Ethos **Pillar** Lotus breathing, and observe or intend that your Etheric body,



Page: 39

-  Double Arc/Ethos **Pillar**/ AD·DON-DRA FLAME Lotus Breath ("all UP")
-  Double Arc/Ethos **Pillar**/Ad·Don-Dra Flame ("All UP") Lotus Breathing



Page: 40

-  Double Arc/Ethos **Pillar**/Ad·Don-Dra Flame ("All UP") Lotus Breathing,
-  that your Ethos **Pillar** and Large Ad·Don-Dra Flame are in the



Page: 41

-  Double Arc/Ethos **Pillar**/Ad-Don-Ora Flame ("All UP") Lotus Breathing, drawing
-  Double Arc/Ethos **Pillar**/Ad-Don-Ora Flame Lotus Breathing cycle. Each time your



Page: 42

-  Double Arci Ethos **Pillar**/ Lotus "up" breaths. 7. Then follows the E-Cou-
-  Double Arc/ Ethos **Pillar** breath up from Earth Core to Chakra 14, 36" above


Page: 44

-  48-Pt Arc **Pillar** breath -Earth Core to Chakra 14- as hands brought
-  48-Pt Arc **Pillar** breath - Earth Core to Chakra 14- as hands brought


Page: 46

 raise your Ethos **Pillar** and Ad-Don-dra 360 Flame, simultaneously, upward to the
 rise of the **Pillar** of Power/ AdDon-dra Flame at the AzurA and hold

Page: 49

 Vertical Column and **Pillar** of Power, initiating the activation cycle of your embodied Krystallah



Page: 50

 within the "**Pillar** of Power"" of multidimensional Etheric-Body anatomy. The "Rain



Page: 53

 48-Pt Arc **Pillar** breath - Earth Core to Chakra 14- as hands brought

Page: 57

 drawing your Ethos **Pillar** and Ad-Don-dra Flame upward into the Core-Cave
 drawing your Ethos **Pillar**, Ad-Don-dra Flame and Ra-N a-TA Density



Page: 58

 standing wave Se"ur **Pillar** that anchors into the earth about 2" in front of
 Pale-Silver-Violet **Pillar** your "mini-selr Ra-Sh a-LA vehicle has

Page: 66

 the Planetary Reuche **Pillar** Starburst Cycle. The clients" Core-Cave of Creation will now

Page: 67

 of the Ethos **Pillar** and Arc Phasing, which controls the movement of the Radon
 with your Ethos **Pillar**, and Ra-N a-T A Arcs phased "up"

Page: 73


 Veca Merkaba Eckasha **Pillar** of Power Ra-Sha-La Breathing Tube "B"- Eckasha

File : [2005-03_KeysMasteringAscension_scan.pdf](#)
Title : Keys for Mastering Ascension
Subject : Kathara Team Module studying the Veca codes
Author : MCEO Freedom Teachings
Keywords :


Page: 6

 to open up **pillars** of frequency between here, Inner Earth, and meajhe time cycle.

Page: 10

 The 12 Reuche **pillars** are also known as the Eternal life "Krist Cross."

Page: 11

 prior to building **pillars** of sound when wofi<ing with the second set of


Page: 12


 12-Reuche Scepter **Pillars** of the "Cosmic Clock" Reuche God Seed Core. The


 "13th Reuche **Pillar**; the Eckasha-Aah-Amoraea Cosmic entry of the "ONE

Page: 13

 11:11 13th **pillar** Krist Code 1 activation during the HE-Thar-0 peak

 anchor the 13th **pillar** Eckasha-Aah, Amoraea Eiros Arc, the Arc of the Covenant,

 inner 12 Reuche **pillars**. Activation of the inner 12 Reuche Scepter Pinars neutralizes metatronic

 Cosmic 11:1113th **pillar** initiation to catch the wave of ascent to the bndge

 12 Reuche Scepter **Pillars** of the Cosmic Clock "Ride on the Carrier Wave


 of the 13th **Pillar**. Before the 13th Pillar Eckasha-AahAmoraea Flame could anchor/within

 allow the 13th **Pillar** to pass from one God World level to the next

Page: 14

 Cosmic 11:11 13th **Pillar** Lock Key-Code Sequence. The opening procedures f() (Resetting the

 allow the 13th **pillar** and subsequent reuche pillars to come down Into the Veca

 and subsequent reuche **pillars** to come down Into the Veca system The 12:1212:

Page: 17

 have your sound **pillar** that Will anchor you tnto the nght bme vector tinstead

Page: 21



glowing with that **pillar** of light around you, and feel it running through you,

Page: 24





into the Reuche **Pillar** Scepter Arcs of the Planetary-Galacbc..Umversai-God World
Cruxansatea




Eckasha-Aah TEMPLATE **PILLARS** ("Templars") with1n the Eckasha-Aah God Core Highest
God

File : [2005-05_EthradonAwakeningDiary_scan.pdf](#)
Title : Ethradon Awakening - Diary
Subject : Morocco Workshop Diary
Author : MCEO Freedom Teachings
Keywords :


Page: 8

 mentioned the "**Pillars**" or principles of Islam: Love, Peace, Truth and Freedom. He
 said that these **pillars** are inside all Human Beings and in all religions, "


Page: 10

 the Taran. As **Pillar** One starbursts, the dimensional One level has to purge its

Page: 12


 28th May: Starburst **Pillar** One -Day 1 After a lovely long sleep, we

Page: 14

 May 29th: Starburst **Pillar** One -Day 3 After a quick 2 hour sleep

File : [2005-05_EthradonAwakeningTranscript_scan.pdf](#)
Title : Ethradon Awakening (partial Morocco workshop transcript)
Subject : Partial transcript for Morocco Workshop, includes PSNNs
Author : MCEO Freedom Teachings
Keywords :

Page: 10


 are beginning Starburst **Pillar** 1. We'll get to that at another workshop, too. By

Page: 26

 SE"Ur, sets ofSE"Ur **pillars** and () celebrating. There's a passion to these. Try

File : [2005-10_EngagingGodLanguages_scan.pdf](#)
Title : Engaging the God Languages - Handbook
Subject : Discover the languages of creation and how to use them to embody your God-Self
Author : MCEO Freedom Teachings - Kathara Team
Keywords :

Page: 3

 just using pretty **pillars** of light or certain tones of sound to make pictures

Page: 4

 Shaddai Ur (**Pillar** of First Cause Light), from which the 12 Rays of

Page: 6

 the Primal "**Pillar**" of Standing Sound Waves that connects the consciousness of all


Page: 13

 get a full **pillar** or standing wave, but you will get a smaller one.

 the Silent Sound **Pillars** that go with the upper ManA Merkaba. All of this

 it into a **pillar**, then into an Eckasha shape. You'll keep your consciousness together

Page: 22

 have your sound **pillar** anchor you into the right time vector instead of getting

 The 12 Reuche **pillars** are also known as the Eternal Life "Krist Cross."

 the first 12 **pillars** of Pre- The MCEO Freedom Teachings® Series Presented by

Page: 29


 glowing with that **pillar** of light around you, and feel it running through you,

Page: 32

 have activated the **pillar** of frequency (D-12 on down) that will seal

Page: 38

 building a protection **pillar**) Psonn of Lyra (Setting the Kristos Blanket/Buffer Field);


 Naming Self as **Pillar** of First Cause Light); Song of Khemalohatea Command Chorus (

Page: 39

 3.5 within the **Pillar** of Power of multidimensional Etheric-Body anatomy. The Rain of


File : [2005-10_WhispersRashaReishATranscript_scan.pdf](#)
Title : Whispers of the Rasha ReishA (workshop transcript)
Subject : Partial transcript for the Whispers Ws (where upstep to HaaTUrs occurred)
Author : MCEO Freedom Teachings
Keywords :


Page: 3

 lines and the **pillars** and the spheres and the axiom lines and the teliospheres,


Page: 18

 a Se-Ur **pillar**. A standing wave pillar of sound that actually has a

 A standing wave **pillar** of sound that actually has a light equivalent in the

 just built a **pillar** of energy, and it's still oscillating. It spins. It starts

Page: 19

 the shields. The **pillar** is the Se-Ur pillar that forms around you. That's

 the Se-Ur **pillar** that forms around you. That's your Pillar of Power. We

 you. That's your **Pillar** of Power. We started teaching the Pillar of Power it



 started teaching the **Pillar** of Power it was the beginning of how to begin

Page: 23








 13, the first **pillar** Starburst, the 15 day Starburst cycle, which is about monads

File : [2005_LotusBreathingExplanation_scan.pdf](#)
Title : Lotus Breathing Explanation
Subject : Clip from eGroup where NU NU writes to explain Lotus Breathing
Author : MCEO Freedom Teachings
Keywords :






Page: 1

-  Double Arc/Ethos **Pillar**/Ad-Don-Dra Flame Lotus Breath". I'll take it step-
 -  lotus. b) Ethos **Pillar** breathing Workshop: Mexico August 2004 workshop. Technique first introduced: Til-
-

Page: 2

-  Double-Arc/Ethos **Pillar** breath from the earth core and into the AzurA" Here
 -  b) imagine your **pillar** (focusing on the rod) rising on the inhale up
 -  Double Arc Ethos **Pillar** breathing rhythm" When ever the "location" is unspecified breathe
 -  b) bringing your **pillar** up to the AzurA and (c) Contract Ra-N
 -  Double Arc/Ethos **Pillar** Lotus breaths" same as above: " .. adopt a gentle
 -  Double Arc Ethos **Pillar** breathing rhythm" Also, "Inhale a 48-Point Double Arc/
 -  Double Arc/Ethos **Pillar**/Ad-Don-Dra Flame Lotus Breath"
-

Page: 3

-  Shield. The Ethos **Pillar** must be similar to the Pillar of Power but a
 -  similar to the **Pillar** of Power but a mirror image in the Etheric level.
 -  on the Ethos **Pillar**? The 48 point lotus breathes are not ON the Pillar
 -  not ON the **Pillar** of power they are another part of your anatomy just
 -  just as your **pillar** is. As explained above the Double arc breaths are again
-

File : [2006-02_TreasuresOfTheTowerDiary_scan.pdf](#)


Title : Treasures of the Tower - Diary

Subject : Workshop diary


Author : MCEO Freedom Teachings

Keywords :


Page: 4

 lotus arcs the **pillar** of power, the Ethos & Biros templates and the Le-

Page: 5

 on how the **Pillar** of Power connects to the Ethos Flame centres, the Etheric

Page: 7

 centre (13th **pillar** point) and thanks to Wilbur Southby" s tireless dedication, we

File : [2006-04_AnatomyOfTime_scan.pdf](#)
Title : Anatomy of Time
Subject : Anatomy of Time Kathara Team Module
Author : MCEO Freedom Teachings
Keywords :

Page: 12



of the ethos **pillar** and phasing of the arcs, and those control the movement



form. Each reuche **pillar** or dimensional pattern (emanating from the Eckasha level) is



is reset, one **pillar** at a time. This creates a separation between the ascending

File : [2006-05_ConsciousnessOfAscension_scan.pdf](#)
Title : Consciousness of Ascension
Subject : Consciousness of Ascension Kathara Team Module
Author : MCEO Freedom Teachings
Keywords :

Page: 13

 have activated the **pillar** of frequency (D-12 on down) that will seal

Page: 27


 energy with the **pillar**, with your breathing. Because once you open your pillar, and


 you open your **pillar**, and you breathe, your pillar has its power, and you

 you breathe, your **pillar** has its power, and you are giving your body and


Page: 32

 breathing your Ethos **pillar** up. They can go up now, because of what was

 can bring the **pillars** up. And bring the arcs up and the pillars up,

 up and the **pillars** up, and (breathe) say, "I am Addondra 360

Page: 35

 it into a **pillar**, then into an Eckasha shape, and you'll keep your consciousness

File : [2006-08_SacredSexDiary_scan.pdf](#)
Title : Sacred Sex 2 - Diary
Subject : Workshop Diary
Author : MCEO Freedom Teachings
Keywords :





Page: 2





harmonic RuT a **pillars** within the ReuchaTA spiral. After this technique, we were strongly

File : [2006-10_IntroToMonad_scan.pdf](#)
Title : Intro to the Monad
Subject : The Spark of the Living Flame
Author : MCEO Freedom Teachings - Ashayana Deane
Keywords :

Page: 8

-  together represent a **pillar** of direct connection between the mind of God and all
 -  as an expanding **pillar** of multidimensional light, called the Rainbow Bridge. When all 8
 -  Monad, the Reuche **Pillars**, the Kathara TM Grid, the DNA---all based on a
 -  the Monads, Reuche **pillars**, etc. The Primal God-Seeds are those that hold the
-



Page: 12

-  Inner Flames or **Pillars** are called the Harmonics and the 8 outer are called
 -  Inner Flames or **Pillars** are all based on the partiki pattern, and in the
-

Page: 14

-  bands, 12 Reuche **Pillars**, Kathara TM Centers and Merkaba Fields. The Kathara TM Grids
-

Page: 20


-  the 8 outer **pillars** of the Reuche, or 8 outer flames of the Monad.
 -  the inner 4 **pillars**/flames. With regard to the time cycles, the octaves are
-

File : [2006-10_SacredSexClass_scan.pdf](#)
Title : Sacred Sex Class
Subject : Questions and Answers
Author : MCEO Freedom Teachings
Keywords :


Page: 1

 scalar standing wave **pillars**-known as SE "urs. 7. How does Ash describe


Page: 11


 as a big **Pillar** arc of energy that arcs down through the Universal Gates,

Page: 18

 the 12 Reuche **Pillars**. 2. Why was the Host Mat1ix anchored at Arc Gate

Page: 60


 of polarized Reuche **Pillars** that arc towards each other. (b) What causes this

 (a) Reuche **Pillars** of opposite charge, i.e. magnetic Pillars and electrical ones,


 i.e. magnetic **Pillars** and electrical ones, arc towards each other. • (b)


 for polarizing the **Pillars**. 3. (a) Besides polarity, name 3 other attributes of

 attributes of Reuche **Pillars** that create arcing. (b) What movement of the Reuche

 proximity of the **Pillars** to one another. • (b) It starts to spin

Page: 62

 supplies the Reuche **Pillars** with frequency that polarizes the Pillars into magnetic and electrical


 that polarizes the **Pillars** into magnetic and electrical pillars that arc towards each other.

 magnetic and electrical **pillars** that arc towards each other. 3. Etheric Body: The Etheric

Page: 64

 Body. 11. Reuche **Pillars**: These are standing-wave Pillars from the Eckasha-Aah Level


 are standing-wave **Pillars** from the Eckasha-Aah Level that are getting frequency generated

 that causes the **Pillars** to polarize, with electrical pillars and magnetic pillars (those

 polarize, with electrical **pillars** and magnetic pillars (those of opposite charge) arcing towards

 pillars and magnetic **pillars** (those of opposite charge) arcing towards each other. Besides

 proximity of the **Pillars** to one another contribute to this arcing. The Pillars are

 this arcing. The **Pillars** are rooted to the Reuche Template at the bottom, so



polarizes the Reuche **Pillars** is the __ . (a) Eiros Flame from the

Page: 75



Veca, Ecka, Scepter **Pillar** codes, etc.). (b) Manual Merkaba spins. (c) Optical-

File : [2007-04_Kathara23Sect7-8_scan.pdf](#)
Title : Kathara 2-3 Sections 7 & 8 Module
Subject : Kathara Team Module expanding the technical details of Kathara 2-3
Author : MCEO Freedom Teachings
Keywords :



















Page: 2

 of Ra: The **Pillar** of Power and the Nadraddon Awakening recorded in Belize, August


Page: 7


 Draea Amorahea 13th **Pillar**. The Yon-A-Sa 15-Cell Ecka Seed Atom (







Page: 8




 the Eckasha Reuche **Pillars** anchor and set what are called Chamber Templates into the
 points, but become **pillars** of consciousness that connect levels of identity, and also create
 fields. The Reuche **Pillars** are arcing standing-wave pillars that emerge from the center
 arcing standing-wave **pillars** that emerge from the center point 13th Pillar Center Monadic
 center point 13th **Pillar** Center Monadic Beam Krist Code. CREATION OF THE ECKA-LOTA
 Anchors~ 24 Reuche **Pillar** Arcs (12 Eckasha & 12 Ecka Re!Xhe Pillars)
 Ecka Re!Xhe **Pillars**) Within the Ecka Base Sh~ Setting the Ecka-Lota Template
 == The Reuche **Pillars** are grouped in sets of 3, with the 3-6-
 as unified energy **pillars**, and polarize into the outer 8 pillars, with the 3
 the outer 8 **pillars**, with the 3 forming the 1 and 2, the 6
 causes the Reuche **Pillars** to also spin. (The seed atoms of the Ecka
 other.) The Reuche **Pillar** spin makes each set of 3 form a vortex of
 Ecka. The Eckasha **Pillars** are called Ad-Don-Draea Pillars and are formed of
 Ad-Don-Draea **Pillars** and are formed of that level of energy, while the
 while the Ecka **Pillars** are a down step of that, and are Le-e-
 e-TOR-A **Pillars**. The chambers that run between the vortices are called the
 massive SE-Ur **pillars** (pillars of spinning Light and Sound). The Ecka-level
 Ur pillars (**pillars** of spinning Light and Sound). The Ecka-level chambers run












Page: 9









 of 24 Reuche **Pillars** anchored at this point of creating the Ecka-Veca, 12

 12 Eckasha Reucne **Pillars** create the holographic iIII us ion of 3-dimensional fonn



-  LA-a 13th **Pillar** then activates at the center point, and polarizes to create
 -  Veca 12 Reuche **Pillar** Set, exactly as occurred for the Ecka. The Veca Reuche
 -  The Veca Reuche **Pillar** Sets spin and create vortices that create chambers in between
 -  set of Reuche **Pillars**, and they all expand out simultaneously. This expands the Kathara
 -  the 24 Reuche **Pillar** Ivcs (12 Ecl<asha & 12 Ecka Reuche Pillars)
 -  12 Ecka Reuche **Pillars**) Within the Ecka Base Sh.,ld Setting the Ecka-Lota
-

-  Sha-LA-a **Pillar** 13 and the LotE 12 Pillar Set; the Reuche Pillars
 -  the LotE 12 **Pillar** Set; the Reuche Pillars form the Density Staff and Primal
 -  Set; the Reuche **Pillars** form the Density Staff and Primal Rod Spindles. Phase 2
-



-  the LotE 13th **Pillar**, this sparks all of the Particum seed atoms into rotation,
 -  causing the central **pillar** beams to open within both the LotE Staff (density
 -  the 12 Reuche **Pillars** to anchor through the core Reuche templates of all 5
 -  As the Reuche **Pillars** form SE"UR Pillars (spinning Pillars of Light and Sound)
 -  Pillars form SE"UR **Pillars** (spinning Pillars of Light and Sound) that connect all
 -  Pillars (spinning **Pillars** of Light and Sound) that connect all the densities, these
 -  of the Reuche **Pillars** that anchor upward through the density shields. The Dimension 13
 -  from its Reuche **Pillars** to spin clockwise. Its Ethos Monad also has an opposite
 -  and the Reuche **Pillars** that anchor from it spin counterclockwise. These opposite spins emanating
 -  Shield. The combined **pillars** of counterrotating electromagnetic force around the stationary standing central Dimension-
 -  and Rod Spindle **Pillars**. The MCEO Freedom Teachings® Series Presented by Adashi MCEO
-

-  LotE" Staff Spindle **Pillar** r--, The counter-rotating Spindle Pillars bring in both ManA
-  counter-rotating Spindle **Pillars** bring in both ManA and EirA energies. The vertical Staff
-  The vertical Staff **Pillar** spins electrical Partika ManA energy downward from the Staff top
-  PCM LotE" Rod **Pillar** spins electrical Partika Rod Spindle Pillar ManA energy in from
-  Partika Rod Spindle **Pillar** ManA energy in from the right (Signet 7, East)
-  These spinning Spindle **Pillars** are flow lines for currents that are flows of sparks
-  the four rotating **pillars** of spinning energies, some of these pillar flows bend inward,
-  some of these **pillar** flows bend inward, meeting at the 45° center point of




Page: 22

-  Kathara, t2 Reuche **Pillars** & Lotus Arc Stanz Shield Clock Template All Dtnsity and
 -  seed atom, Reuche **Pillars**, Sha-LA-a Chambers, a central Kathara Grid with its
-


Page: 23

-  Reuche and The24stallspindle **pillar** lines downstep lthroughthesNeldS<Od atom, travel through the horizontal shield
 -  spindles. The spindle **pillar** lines downstep through the shield seed atoms, then travel outward
-



Page: 28

-  the perspective of **pillars**, and from the perspective of spherical structures. Both kinds of
 -  same thing. The **pillar** view shows how there is full vertical connection and flow
 -  our minds. The **pillar** and sphere views simply show different aspects of creation structure.
-

Page: 30

-  "All-Embracing **Pillar** of First Cause Light" (Psonn of Lyra). More detail
-

Page: 37

-  structure called the **Pillar** of Power that Ecka Base Shield; each Density & Dimension
 -  Diodic Grids. The **Pillar** of Power is where Spark-Pulse Currents are manufactured or
-

Page: 38

-  the LotE Central **Pillar** of Power. These Heliopath tubes light up and form Heliopathic
-

Page: 40

-  of Ra: The **Pillar** of Power and the Nadraddon Awakening recorded in Belize, August
-

Page: 48

-  of Ra. The **Pillar** of Power and the Nadraddon Awakening (Introduction to Kathara
-

File : [2007-04_KRYSTarAwakeningDiary_scan.pdf](#)
Title : KRYSTar Awakening - Diary
Subject : The KRYSTar Awakening and Starfire Maps, Solar Gates, Prana Seed and the Aqualene Sun - Workshop Diary
Author : MCEO Freedom Teachings
Keywords :

Page: 3



of the FIRST **Pillar** of Power which itself is formed by the "6




thought that the **Pillar** of Power was involved as early as this in the




Bodies in the **Pillar** of Power that we know of in Kathara Level-3/

File : [2007-04_KRYSTarAwakeningTranscript_scan.pdf](#)
Title : KRYSTar Awakening (workshop transcript)
Subject : Full transcript for April 2007 Workshop (right after the murder of SOL)
Author : MCEO Freedom Teachings
Keywords :

Page: 12

 is going to **Pillar** of Power off and disappear and leave Earth hanging there.


Page: 48

 six pops, or **Pillars** of Power. Page 48 of 151

Page: 49


 six pops, or **Pillars** of Power expansions. The last three were formed by the

Page: 50


 by the first **Pillar** of Power phase pulse. So, on the PartEkE template, it

 we call the **Pillar** of Power. That contracted. Those spheres sparked. And the inner

Page: 64


 what's called the **Pillar** of Power on the EckashaAah body. The Pillar of Power

 EckashaAah body. The **Pillar** of Power is also known as the Rod and the


 phase our Ethos **pillar** up ... I didn't have time to put the names

 They create the **Pillar** of Power that corresponds with the outer domains. The first


Page: 65

 and the first **Pillar** of Power, six cracks which gave you the center, six

 six of the **Pillar** of Power on the PartEkE template level, and the little



 was the first **Pillar** of Power pulses, where it contracts and expands again and

Page: 119


 it went "**Pillar** of Power " and disappeared. This is how they do

File : [2007-05_KRYSTHLRiverDanceHandbook_scan.pdf](#)
Title : The KRYSTHL River Dance
Subject : 1st Dance of the Cycle of "Last Stands"
Author : MCEO Freedom Teachings - Ashayana Deane
Keywords :

Page: 1



 Krystallah Bands & **Pillar** of Power Stage 2: PartEkei Body (1st Pillar of
 Body (1st **Pillar** of Power Pulse) 15 "Rings" Gel Spheres & ASK-

Page: 17




 Cousha Cluster Central **Pillar** activated at Sacsayhuaman via remote Yamu Span Tones &
Krystal

File : [2007-09_GodWorlds_scan.pdf](#)
Title : Exploring the God Worlds - Handbook
Subject : Stair step creation
Author : MCEO Freedom Teachings - Kathara Team
Keywords :




Page: 13

 Density 1. The **pillar** of frequency that runs from D-9 is called the
 to a larger **pillar** that comes around them once higher activation of the DNA


Page: 19

 Antahkarana gth. dimensional **pillar** first. This is the slow course and usually takes more
 it forms a **pillar** of current that progressively gets wider and larger. Down here
 it forms a **Pillar** of Light both within and all around the body -



Page: 21

 12 Point ManA **Pillar** ManU Pillar EirA Pillar Figure 6a: The Cosmic Kathara Grid
 ManA Pillar ManU **Pillar** EirA Pillar Figure 6a: The Cosmic Kathara Grid takes place,
 ManU Pillar EirA **Pillar** Figure 6a: The Cosmic Kathara Grid takes place, we have







Page: 34

 Codes, the Scepter **Pillar** Codes and all the other codes going up the Stairway


Page: 48

 12 Reuche Scepter **Pillars** Through vibrational interaction of consciousness within the Cosmic Kathara Grid,
 Wave or "**Pillar**" of vibration called a SE"-Ur within the Yunasai. The

Page: 49

 Reuchea Scepter **Pillars**, which together form the first scalar-wave-field that becomes
 12 Reuche Scepter **Pillars** vibrationally interact within the Yunasai, creating an opening called the
 12 Reuche Scepter **Pillars** interact with the ManU field, causing a quantity of the
 the Amorahea Wave-**Pillar** or Ecka-ManU Eternal Flame to emerge through the ManU
 the Amorahea Wave-**Pillar** Ecka-ManU Flame the 12 Reuche Scepter Pillar columnar waves
 12 Reuche Scepter **Pillar** columnar waves bend toward the Reuche center to form 12


Page: 51

 there. Imagine a **Pillar** or a Flame of Eternal Light and Consciousness that runs


Page: 52


 Creation, through that **pillar** that runs down through all the center points, through here.


Page: 53

 columnar wave, a **pillar** of vibration called a SE"UR within the Yunasai, a Pillar

 the Yunasai, a **Pillar** of Sound and Light within the core of the Yunasai.


 12 Reuche Scepter **Pillars**, which together form the first scalar wave field that becomes


 Creation. Reuche Scepter **Pillars** Next we come to the development of the Reuche Scepter

 the Reuche Scepter **Pillars**, another very important structure within the creation process within the

 of the Reuche **Pillars** within Creation. There is a particular sequence in which these

Page: 54

 the original Reuche **Pillars** (Figure 22, center of teardrop figure). Each point I

 12 Reuche Scepter **Pillars** vibrationally interact within the Yunasai, within the composite field, creating

Page: 56

 12 Reuche Scepter **Pillars** The 12 Reuche Scepter Pillars interact with the ManU Field

 12 Reuche Scepter **Pillars** interact with the ManU Field causing a quantity of the

 the Amoraesa Wave **Pillar** or Ecka ManU Eternal Flame to emerge through the ManU

 13th Scepter or **Pillar** at the center of the Reuche circle (Figure 22c).

 have the Reuche **Pillars** beginning to interact with the ManU Window, and creating the

 the Amoraesa Wave **Pillar**, the Ecka ManU Flame, the 12 Reuche Scepter Pillar Columnar


 12 Reuche Scepter **Pillar** Columnar Waves bend toward the Reuche center to form 12

 the Amoraesa Wave-**Pillar** Ecka-ManU Flame the 12 Reuche Scepter Pillar Columnar Waves

 12 Reuche Scepter **Pillar** Columnar Waves bend toward the Reuche center to form 12


Page: 57


 12 Reuche Scepter **Pillars** with the ManU Window at the core. The pillars begin

 the core. The **pillars** begin to arc towards and away from the center and


 pair of Reuche **Pillars** has opposite polarity. Reuche Pillars we can see that they


 opposite polarity. Reuche **Pillars** we can see that they form EirA-ManA pairs. Each


 ManA pairs. Each **pillar** interacts with the center, creates a circulation of current--vast


 circulate through the **pillar** into the core, out through the opposite point, back through


 to the other **pillar**. Figure 22d-1 shows this arc of current flowing through


 through the Scepter **Pillar**, through the ManU Window and through the opposite Scepter Pillar.


 the opposite Scepter **Pillar**. If we look at the opposition of the pairs of

 Center Ecka ~ **Pillar** and ManU Window There is a vast circulation of current

 Arc & its **Pillars**. This intricate interaction between the pillars and Parallel Arc the


 interaction between the **pillars** and Parallel Arc the core creates these arcs of current

 flowing between the **pillars** and the core. Therefore, each pair of opposite pillars forms


 pair of opposite **pillars** forms a pair of Scepter Arcs that interact with the


File : [2007-11_AmsterdamClass_scan.pdf](#)
Title : Amsterdam Class
Subject : Multiple Choice Questions and Answers
Author : MCEO Freedom Teachings
Keywords :


Page: 51


 phase in the **Pillar** of Power are part of the structure of the 4 Vecas plus

Page: 56

 phase with the **Pillar** of Power. (b) The E-Luman-ata Grids, which

 phase with the **Pillar** of Power. (c) The Ethos and Eiros Grids, which we

 phase with the **Pillar** of Power. (d) The Adon and Edon Grids, which

 phase with the **Pillar** of Power. 9. What is the 12-Cell Probability Cluster called?


File : [2007-11_LegacyOfLostTranscript.pdf](#)
Title : Legacy of the Lost (Amsterdam workshop transcript)
Subject : Legacy of the Lost, Freedoms of the Found, the Milky Way Mysteries, Halls of Records and the Jesus Codes
Author : MCEO Freedom Teachings
Keywords :

Page: 32


 was called Reuche **Pillar** Activation and Crisis Intervention Status. The Kryst work focus shifted

Page: 133


 six pops, or **pillars** of power, where there is another set of these phase

 P"s are for **Pillars** of Power, where there"s phase cells that form out. Now,

Page: 148

 43] The "**Pillar** of Power" Par-TE"-KEi Spark Current Generation In those

 to as the **Pillars** of Power of the Eukatharista Body Structure that we talked


 We"ve talked about **Pillar** of Power in there, I think, and in other workshops.

Page: 167

 them with the **Pillar** of Power breathing and stuff. But where did they come

File : [2007_12TribesVol1_scan.pdf](#)
Title : 12 Tribes Vol 1 transcript
Subject : scan of the 12 Tribes Volume 1 binder
Author : MCEO Freedom Teachings
Keywords :


Page: 41

 stationed a large **Pillar** that looks like a huge mushroom in a particular location

Page: 52

 to protect that **Pillar** at our house? They brought through this information on the

Page: 53

 to set a **Pillar** in the Gilbert house that actually was strong enough to

Page: 63

 stand in our **Pillar** and our Power and just, I don't have it memorized


 skyscraper size **Seur pillars**, they can move mountains or open gates under mountains or


Page: 72


 and this black **pillar** starting to form around the body in the house. It


Page: 73

 just set a **pillar** between a bunch of us ... had done energy work


 had set a **pillar** that intercepted their 2 pulses, the Triangulation pulse that they

 happy about this **pillar**. I had the codes to the pillar, and I was


 codes to the **pillar**, and I was physically present so if they could get

 me into the **pillar** and do what they wanted with it And they couldn't


Page: 79


 for the interface **pillar** grabbed those 2 pulses from the Bourgha, and held them,

Page: 81


 part of your **Pillar** of Power, that is down below your feet They want

Page: 89



 just doing your **Pillar** up, Arcs up, Pillar down and Arcs down. Not heavily,

 up, Arcs up, **Pillar** down and Arcs down. Not heavily, just gently before you





Page: 96

 in your Maharic **Pillar** or anything, that is normal, it means the Krystal River

Page: 98

 and set the **Pillars** encryption from the pre-binary program. In this particular setting
 Areia and Seuria **Pillars**, and the Chambers that go with them-the Aquareion Aquafereion



Page: 101

 positions. Using Arc **pillar** breathing to stabilize your personal pillars, & then some chap
 stabilize your personal **pillars**, & then some chap in greed pants in the middle
 drum activates the **pillar** encryption. And that is where, I was saying earlier, that
 floor using arc **pillar** breathing, & that will complete the Aurora Aquareion key download

Page: 103

 Drum activates the **Pillar** encryption from the Pre-binary programme, as you work to

Page: 104

 up, Arcs up, **Pillar** up which brings your Ethos up, and then a little
 Inhale Arcs up, **Pillar** up, hold .. The MCEO Freedom Teachings® Series Presented



Page: 113

 literally put a **Pillar** that connects into this, into your space wherever you are,



Page: 120

 just sent our **Pillars** up this way and down this way. So I bet



Page: 161

 of 24 Seur **Pillars**, that I think they call them the Sa"dhiSA-ta Seur
 you're making massive **pillars** running tri-river current, or the Krystal River current-the


Page: 212

 place using Arc **Pillar** breathing; take a moment to stabilize the Pillars and when
 to stabilize the **Pillars** and when we come to the end of that point

Page: 213


 way because the **Pillar** we are erecting here, we just don't want to disturb
 and perform our **Pillar** breathing briefly to complete the Aurora Aquareion Key download into

Page: 214


 arcs. Breathe arc **pillar** and continue to breathe Arc Pillar, breathing while you hold

 to breathe Arc **Pillar**, breathing while you hold your palms on the floor Will

Page: 251

 activation of the **Pillars** which means you are at the initiation phase with the

Page: 261


 of the Seur **Pillar** that you're going to create. The inherent geometry is sufficient

Page: 286

 integrity of the **Pillar** to as close to the exact position, in terms of

Page: 287

 you do arc **pillar** breathing. Then the guy in the middle, the TU-pah

 a much stronger **Pillar** when we're doing it like that. So when we've finished

Page: 292

 a SE-Ur **pillar** standing where you were rotating when you spun your merkabas.


 merkabas. There are **pillars** standing there with your encryption on it. And you dropped


Page: 314

 POP, the six **Pillars** of Power, this takes us into the templates that eventually

 about as the **Pillar** of Power. When we were looking at the EckaNeca body

Page: 315

 the POPs-the **Pillars** of Power-each one of these has a little Kathara


 looking at the **Pillar** of Power that phases. Now, if we took this into

 structure of the **Pillar** of Power that is behind the Pillar of Power structure

 is behind the **Pillar** of Power structure That is what happens after you have

Page: 325

 or the six **Pillars** of Power. These six Pillars of Power make the next

 Power. These six **Pillars** of Power make the next layer out I didn't have

 do with the **Pillar** of Power when we were looking at, on the Eckasha


Page: 375

 Krystal River Seur **pillar** from Earth and Urtha core going all the way up


Page: 384


 to be a **pillar** of pale rainbow light that comes down through the center

Page: 386


 doing- actually the **pillar** is beginning to rotate and spin and it's changing consistency

Page: 388

 aqua blue green **pillar** of stars It looks like a pillar of dancing stars


 looks like a **pillar** of dancing stars of millions and millions of dancing stars


Page: 407

 a standing SE"UR **Pillar** and together the group makes a very specific, specifically formed

Page: 462


 are considered pops- **Pillars** of Power, when we talked about in K2-3 the

 K2-3 the **Pillar** of Power and the phasing of the Light Balls structures-

 Bangs where these **Pillars** of Power these little cells start to phase and spark

Page: 463


 as these-the **Pillar** of Powers pull in together and phase spark in the

 Bands and the **Pillar** of Power and a Krystallah Core. Now this goes through

 quantum by its **Pillar** of Power phasing alright- that set of spheres that was

Page: 469

 literally anchoring SE"UR **Pillars**, making beautiful Pillars of Standing Light. After you get done

 Pillars, making beautiful **Pillars** of Standing Light. After you get done doing a Stand


 there is a **Pillar** that stands there long after you've left that is ...

 leave in that **Pillar** that you've created, it will leave the Codes, the Aquari

Page: 474

 Ariea and Seuria **pillars**, chambers and the Aquareion, Aquafereion seals get open by it


Page: 479


 because then the **pillar** might not be as strong as otherwise expected. You'll be

 you're doing arc **pillar** breathing to stabilize the personal pillars and then the chap

 stabilize the personal **pillars** and then the chap in the middle just calls the


Page: 480

 is where the **pillar** encryption from the pre-binary program which is stuff that

 Passages and this **pillar** encryption, the pre-binary stuff is what is transmitted from

 and do arc **pillar** breathing and that completes the Aquareion key download into Shala-

Page: 486


 their POP, their **Pillar** of Power, these are power generator cells, were formed by

Page: 488

 phasing of the **Pillar** of Power that was of the Par-TE"-KEi template.


 template. Right. That **Pillar** of Power generator cells came in, all sparked and went

Page: 491

 structure was the **Pillar** of Power that is the quark generating machine. Alright, it


 is the outer **Pillar** of Power. This generates the spark pulse currents that The

Page: 498


 also have the **Pillar** of Power that would run through those and your phase


Page: 515

 like SEURs, SEUR **Pillars**, big SEUR Pillars that you don't have to spin yourself

 Pillars, big SEUR **Pillars** that you don't have to spin yourself around in a

Page: 532

 see little oscillating **pillars**. Observe as the oscillating pillars begin to take on form


 as the oscillating **pillars** begin to take on form and notice that this ball

Page: 547

 Crystal Orbs 1st **Pillar** of Power Pulse (gel) II Lifeborn Cycle STAGE-2


 Power ORBS 1st **Pillar** of Power phase-pulse t 1. Contraction -r- +


Page: 553

 flame ,. Ascension **Pillar** Density Kathara-- Krystar Crystal Ascension Capsule .-Inner Magnetic Spinning


File : [2007_12TribesVol2_scan.pdf](#)
Title : 12 Tribes Volume 2 transcript
Subject : 12 Tribes Volume 2 scan of the binder
Author : MCEO Freedom Teachings
Keywords :

Page: 12


 frequency, an energy **pillar** coming in from a different Eckasha matrix, TheAquaferion matrix. As

 long as that **pillar** holds, we will be able to progressively activate the host

Page: 53


 6 pops- six **pillars** of powers forms the next six layers. So, we end


Page: 54


 called the first **Pillar** of Power, which are phase sets, where they contract into


Page: 62

 called SE-Ur **pillars**, which are actually, they start out as a cylindrical pillars

 as a cylindrical **pillars** from the actions you're doing spinning your merkabas and making

 a SE-Ur **pillar**, they will plug into the natural constructs of the Rasha


 configuration, making big **pillars** that would run in and interface with those natural parts

 spheres, not just **pillars**. I don't know what that is yet But they'll let

Page: 101

 to facilitate SEur **Pillars** that represent certain configurations of frequency in a collective shield.

 through the SEur **Pillars** that these connections are made. And that is how the

 how the SEur **Pillars** are going to be created from it and what they

 So the SEur **Pillars** are being created to open the conduits to run the

Page: 102




 of the SEur **Pillar**. Once we've reached the point where that feels strong enough

 a SEu r **Pillar** stable. You just want to be relaxed, ok, and know



Page: 106

 of the SEur **Pillars** we're creating will form with the Sirius B Temple Cluster



Page: 108

 in the SEur **Pillars** in the Stand so, I don't know how long that
 so the SEur **Pillar** integrity is maintained as much intact as possible. (CO
 out into the **pillar**. Small ones and the __ one Inhale long, slow and



Page: 153

 like a thin **Pillar** of Light shooting up from the Spark and then standing
 standing there, this **Pillar** of Light And it gets wider and wider and it's


Page: 155

 and bringing that **pillar** down, down until there is an opening that looks like
 point of the **pillar** sticks out from the center of the shield. So you're

Page: 160

 do the center **pillar** thing again, and they are going to create a very
 a very large **pillar** in the center of our disc shield, and parts going


Page: 224

 are creating a **pillar**. Don't have it fall down. And you just come to


Page: 247

 cracks, 6 pops, **pillars** of powers. These have extra cells with them, phase cells


Page: 257

 talked about Reuche **pillars**, we were talking about the Eukatharista body structure, and that's



Page: 264

 phase cells of **Pillar** of Power yet So they are the 4 Sheath Body



Page: 265

 in, the first **Pillar** of Power that is photo-generator units, like a photo-


Page: 266

 These phase, those **Pillars** of Power Phase and again we're getting bigger. These are
 are ... the **Pillar** of Power creates what are called the "Auras" of

Page: 350

 6 Pops, or **Pillars** of Power. Now these 6 layers pulse and interact with
 that form a **Pillar** of Power, of light cells that phase up and down

Page: 351


 6 Pops, the **Pillars** of Power. This is showing more about the Rasha Body

Page: 367


 you get the **Pillar** of Power. Ages ago in the England workshop we introduced

 basics of the **Pillar** of Power structures, where you have the Ethos down below

Page: 368

 Big Bang, those **Pillars** of Power phase and generate quantum and they pop out

Page: 389

 that in the **Pillar** of Power type things where they are phase sets, where

Page: 520

 crystal bands, and **Pillar** of Power & Krystallah Core Stage-2: Par TE"KEi Body


 Body (1st **Pillar** of Power pulse) 15 "Rings" gel spheres, 15 "

File : [2007_12TribesVol3_scan.pdf](#)
Title : 12 Tribes Volume 3 transcript
Subject : 12 Tribes Vol Binder scan
Author : MCEO Freedom Teachings
Keywords :


Page: 10

 are, there's a **pillar** of frequency that's coming down and interfacing with our system


Page: 44

 to pull our **Pillar** up, pull the Ethos up and the Eiros down, this

Page: 49

 have an Ascension **Pillar** that is linked to a you that has made it

Page: 73

 even got the **pillars** where they are and when they're supposed to sta rburst.

Page: 79

 pull your Ethos **pillar** up? Well, the Ethos pulls up, and then fully engages


Page: 105

 way, like the **Pillar** of Power which is intense. But what they wanted us

Page: 128

 called the Vector **Pillar** or the Gha-Fa" Line from the A 10 System.

Page: 140


 to do our **Pillar** breathing, and bring our Ethos up, because it was stuck

Page: 196




 me like a **pillar**, right through me. Because if my line gets compromised, the

File : [2007_MCEOordinateSystem_scan.pdf](#)
Title : The MCEO Ordinate System
Subject : details related to MCEO ordinations
Author : MCEO Freedom Teachings
Keywords :








Page: 2

 : 8 **Pillar** of Light.
..... 8
Melchizedek Cloister Emerald Order (







Page: 6

 call the "**Pillar** of Light." There is a pillar of frequency between you
 There is a **pillar** of frequency between you and the frequencies here all the
 to build a **Pillar** of Light from the top down by calling it to



Page: 7




 and building the **Pillar** of Light (Maharata). Such development of the Pillar stimulates
 development of the **Pillar** stimulates all of the 8 Hova Bodies into simultaneous activation.
 activation. Building the **Pillar** of Light is achieved by activating the God-Seed. The
 God-Seed. The **Pillar** of Light is a morphogenetic construction of scalar grids that
 a progressively expanding **pillar** of multi-colored light (hence, "the rainbow bridge").
 bridge").3 The **pillar**, which forms from the progressive activation alignment and merger of
 embodiment. The full **Pillar** of Light is constructed when all 8 higher bodies have

Page: 8



 (Allentown 2002) **Pillar** of Light One can view evolution as the progressive building
 building of the **Pillar** of Light that connects one, through the fields of time,
 to build the **Pillar** of Light, from the top down-from the God-Seed
 each other, the **Pillar** of Light progressively descends toward the Incarnate, eventually
encompassing the
 identity with the **Pillar** of Light has been referred to as "entering the
 connection to the **Pillar** of Light. Distortions within the geometrical structures of their
Morphogenetic

Page: 9



 has kept the **Pillar** of Light unbroken through a majority of their family lines.
 to build the **Pillar** of Light to its Self, from its respective God-Seed.

 frequency within the **Pillar** of Light descending from the God-Seed. Such blockages can
 in building the **Pillar** of Light. The God-Seed Melchizedek then serves to realign
 blockages in the **Pillar** of Light, holding the integrity of the higher bodies intact




Page: 13

 will sustain a **Pillar** of Light between you and HU-5 that you can't
 you build your **Pillar** of Light. It also helps to protect you. The Solar




Page: 14

 They sustain a **Pillar** of Light between you and HU-5 that you can't
 will hold that **Pillar** of Light for you so you can align your Hova






Page: 15

 and bringing that **pillar** of energy down assists in Merkaba Field Activation. There is
 it as a **Pillar** of Light that the Merkaba Vehicle would rotate around, or
 to build their **Pillar** of Light, frequency that will help people give themselves protection






Page: 20

 building of the **Pillar** of Light) the MCO serves simply to accelerate the natural
 integrity of the **Pillar** of Light (between Incarnate and God-Seed) is compromised
 of building the **Pillar** of Light. .. but these do not realign distortions within

Page: 39

 a 4" Vertical **Pillar** of Violet-Silver Light. Imagine the Violet-Silver Pillar running
 the Violet-Silver **Pillar** running down through the body into the Earth Core and
 the Violet-Silver **Pillar** into the Green Star. 5 EXHALE, expanding the Violet-Silver
 Energy from the **Pillar** and expanding it into the green star sphere. 7 At
 the Violet-Silver **Pillar** disappears. 8 Spin the Green-Violet Starburst faster until it

Page: 41

 a 4" vertical **Pillar** of Violet-Silver Light. Imagine the Violet-Silver Pillar running
 the Violet-Silver **Pillar** running down through the body and into the Earth's Core,
 the Violet-Silver **Pillar** into the Green Star. 6. EXHALE, expanding the Violet-Silver
 energy from the **Pillar** and expanding it into the Green Star sphere. 7. At
 the Violet-Silver **Pillar** disappears. Spin the Green-Violet Starburst faster until it becomes

Page: 44


 up your Maharic **Pillar** and emerge through your 1st Cell ... passing like radiating




up your Maharic **Pillar** from the Earth Core reflects this change as Violet-Blue

File : [2008-01_EngagingLoadOutWorkshopTranscript_scan.pdf](#)
Title : Engaging the Load Out (workshop transcript)
Subject : Full transcript for FOL '08 workshop
Author : MCEO Freedom Teachings
Keywords :

Page: 99

 working with the **Pillar** of Power and bringing the Ethos up, well the Ethos


Page: 132

 your Vertical Column **pillar**, so the-ah-the Mahara Reisha Chamber, I believe that's



 width of that **pillar** that is vertical. And in a moment we're going to

File : [2008_AttitudesAndResponsibilitiesMastery_scan.pdf](#)
Title : Attitudes & Responsibilities of Mastery - Handbook
Subject : Mastering Enlightenment
Author : MCEO Freedom Teachings - Ashayana Deane
Keywords :

Page: 33

 AS an Impeccable **Pillar** of Kristos Sound-Light. LTR Statements: I AM Impeccability. I


Page: 44

 broke the frequency **pillar** that comes down. The frequency pillar is always there, but
 down. The frequency **pillar** is always there, but they are no longer plugged into


Page: 47

 tear drop shaped **pillar** around you. LTR Statements: I AM Unconditional love and Peace.

Page: 56

 frequencies of the **Pillars** into the grids. We are still very much of service.

Page: 58


 up your Maharic **Pillar**. (DFL, Sarasota, 2002) Something to Ponder: Take out a

File : [2008_SacredPSONNsInvocationsARofMastery_scan.pdf](#)
Title : Sacred PSONN Book
Subject : PSONNs Invocations and A&Rs
Author : MCEO Freedom Teachings - A"shayana Deane
Keywords :

Page: 5

 Done All Embracing **Pillar** of First Cause Light, I AS THIS expression now. In

Page: 48

 within the "**Pillar** of Power" of multi-dimensional Etheric-Body anatomy. The "

File : [2009-05_Sliders4Diary_scan.pdf](#)
Title : Sliders 4 - Diary
Subject : The Call of Aurora, Probability Alignments and the Adjugate Bond
(Intermediate Atmic Ah-VE"-yas Body Training & Freeing the Mind for
Slide) - Workshop Diary
Author : MCEO Freedom Teachings
Keywords :






Page: 3




and the 5 **Pillars** of the One), the Bourgha Black Hole/parallel Veca-2

File : [2009-05_Sliders4Transcript_scan.pdf](#)
Title : Sliders 4 (workshop transcript)
Subject : Transcript for Sliders 4 Workshop
Author : MCEO Freedom Teachings
Keywords :



Page: 77

-  feel there's this **pillar** of .. it looks like very, very bright, but not
 -  light A cylindrical **pillar** just dropping out of, literally, some Shield that's way up
 -  and duplicates the **pillar**. So it actually makes a bigger pillar that surrounds both
 -  makes a bigger **pillar** that surrounds both of you. So you and you Blue
 -  each within a **pillar**. Like one large one that surrounds you both, and then
-


Page: 78

-  body up the **pillar**, (all exhale) and imagine it going very quickly into
-

Page: 108

-  has five primary **pillars**, and they call them the "5 Pillars of the
 -  the "5 **Pillars** of the One". The "One" is Universal Veca Core-
-

Page: 120

-  emplans, the Template **Pillars** which are the whole Star Gate, Cosmic Star Gate Suns.
-

File : [2009-05_Sliders4_scan.pdf](#)
Title : Sliders 4 - Handbook
Subject : The Call of Aurora Probability Alignments & The Adjugate Bond,
Intermediate Atmic / Ah-VE"-yas Body Training
Author : MCEO Freedom Teachings
Keywords :

Page: 13



The 's **Pillars•** in our parallel M.W = 1. MetaGalaxy-6 Core

File : [2009-08_Sliders5_scan.pdf](#)
Title : Sliders 5 - Handbook
Subject : Essential Alignment, Stardust Flow, Mirror in the Sky & the Orbs of
Aquaferon - Freeing the Body For Slide, Intermediate Telluric Ah-VA"-yas
Body Training
Author : MCEO Freedom Teachings
Keywords :

Page: 5

 I ~ Maharic **Pillar** 1 Ascension Chamber Organic energy structures within the ""!

Page: 7

 Ah-yas Seur **Pillar** Aurora Chamber (Chakra 14- 36" above D-2 head)

 Ah-yas Seur **Pillar** Aurora Chamber The MCEO Freedom Teachings® Series ©2009

Page: 8

 Ah- as Seur **Pillar** Aurora Chamber Density-1 Density/Dimensional Krystar Capsules (each

 Ah-yas Seur **Pillar** Aurora Chamber The MCEO Freedom Teachings® Series ©2009

Page: 9

 Ah-yas Seur **Pillar** Aurora Chamber Ethos Eiradonis Interface & Earth Core Common Mahadra

Page: 10

 Ah-yas Seur **Pillar** Aurora Chamber " " " " " " \ \

Page: 12

 Ah yas Seur **Pillar** Aurora Chamber Note: The D-2 Ah-VA-yas Thermal

Page: 14

 Ah yas Seur **Pillar** Aurora Chamber)> -=< "(J") 0 !: Axis 14

Page: 19

 Ah yas Seur **Pillar** Aurora Chamber AzurA 2 D-2 Aah-JhA" Orb shifts

Page: 20

 Ah-yas Seur **Pillar** Aurora Chamber Ethos Eiradonis Interface & Earth Core Common Mahadra

Page: 21

 Ah-yas Seur **Pillar** Aurora Chamber The MCEO Freedom Teachings® Series ©2009

 Ah-yas Seur **Pillar** Aurora Chamber Ethos Eiradonis Interface & Earth Core Common Mahadra


 Ah-yas Seur **Pillar** Aurora Chamber 34

File : [2009-10_Sliders6Transcript_scan.pdf](#)
Title : Sliders 6 (workshop transcript)
Subject : Transcript for Sliders 6 workshop
Author : MCEO Freedom Teachings
Keywords :


Page: 117

 developing the Seur **pillar**, we're building the frequency in a very serious way. So

Page: 125

 downward in a **pillar**, really like down into the Shield. Then just do a

Page: 126

 and bring a **pillar** of energy up and shoot like up out of the

Page: 176

 almost like making **pillars** of the Arcs so it will stabilize the grids. But

File : [2009-10_Sliders6_scan.pdf](#)
Title : Sliders 6 - Handbook
Subject : The Arc of the Covenant, Sphere of Destiny & the Stairway to Heaven,
Engaging the Spirit for Slide Intermediate Level
Author : MCEO Freedom Teachings
Keywords :

Page: 1

 Ah-yas Seur **Pillar** Aurora Chamber The MCEO Freedom Teachings® Series- ©2009

Page: 2

 Ah-yas Seur **Pillar** Aurora Chamber The MCEO Freedom Teachings® Series- ©2009

Page: 3

 Ah-yas Seur **Pillar** Aurora Chamber The MCEO Freedom Teachings® Series- ©2009

Page: 4

 Ah-yas Seur **Pillar** Aurora Chamber The MCEO Freedom Teachings® Series- ©2009

Page: 5

 Ah-yas Seur **Pillar** Aurora Chamber The MCEO Freedom Teachings® Series- ©2009

Page: 6

 Ah-yas Seur **Pillar** Aurora Chamber The MCEO Freedom Teachings® Series- ©2009

Page: 7

 Ah-yas Seur **Pillar** Aurora Chamber The MCEO Freedom Teachings® Series- ©2009

Page: 8


 Ah-yas Seur **Pillar** Aurora Chamber The MCEO Freedom Teachings® Series- ©2009

Page: 17



 Ah-yas Seur **Pillar** Aurora Chamber The MCEO Freedom Teachings® Series- ©2009

File : [2010-01_ElementsOfDiscovery_scan.pdf](#)
Title : The Elements of Discovery - Handbook
Subject : 15 Dimensional Anatomy, Exploring the God Worlds, Cosmic Clock, Gifts of the KRYSTHL River Prayer
Author : MCEO Freedom Teachings - Kathara Team
Keywords :



Page: 2

 44 Reuche Scepter **Pillars**
..... 45 Heart of God




Page: 13

 the spherical standing **pillar** or Ray of First Cause Light that forms Dimensions 13-
 Shaddai Ur (**Pillar** of First Cause Light) or the Holographic Beam, from which




Page: 29

 Density-1. The **pillar** of frequency that runs from D1 to D-9 is
 to a larger **pillar** that comes around them once higher activation of the DNA








Page: 33



 Antahkarana 9th-dimensional **pillar** first. This is the slow course and usually takes more
 it forms a **pillar** of current that progressively gets wider and larger. Down here
 it forms a **pillar** of light both within and all around the body. It

Page: 34














 12 Point ManA **Pillar** ManU Pillar EirA Pillar In the ManU Field, the Still
 ManA Pillar ManU **Pillar** EirA Pillar In the ManU Field, the Still Point Field
 ManU Pillar EirA **Pillar** In the ManU Field, the Still Point Field where creation

Page: 45


 columnar wave, a **pillar** of vibration called a SE"UR within the Yunasai, a Pillar
 the Yunasai, a **Pillar** of Sound and Light within the core of the Yunasai.
 12 Reuche Scepter **Pillars**, which together form the first scalar-wave field that becomes
 Creation. Reuche Scepter **Pillars** 3 The Reuche God-Seed Core (Cosmic Clock of
 The Reuche Scepter **Pillars** are another very important structure within Down Down 1 s
 of the Reuche **Pillars** within Proj"n 45d•gP••J"• creation. There is a
 center point or **Pillar** 13. This polarizes and creates two expressions; they emerge as

 the original Reuche **Pillars** (center of teardrop figure). Each point or column forms
 12 Reuche Scepter **Pillars** vibrationally interact within the Yunasai, within the ©A &














Page: 46

 12 Reuche Scepter **Pillars** interact with the ManU Field causing a quantity of the
 the Amoraea Wave **Pillar** or Ecka ManU Eternal Flame, to emerge through the .
 13th Scepter or **Pillar** at the center of the Reuche circle. Through the ManU
 and the Reuche **Pillars** beginning to interact with the ManU Window creating the next
 the Amoraea Wave **Pillar**, the Ecka ManU Flame-the 12 Reuche Scepter Pillar Columnar
 12 Reuche Scepter **Pillar** Columnar Waves bend toward the Reuche center to form 12
 are 4 12ReucheScepter **Pillars** & Amore a Wave "Ecka" Eleroal ManU Flame collectively
 12 Reuche Scepter **Pillars** with the ManU Window at the core. The pillars begin
 the core. The **pillars** begin to arc towards and away from the center and
 through the Scepter **Pillars**. This intricate interaction between the pillars and the core creates
 interaction between the **pillars** and the core creates these arcs of current that are
 flowing between the **pillars** and the core. Therefore, each pair of opposite pillars forms
 pair of opposite **pillars** forms a pair of Scepter Arcs that interact with the




Page: 53

 12Reuche Scepter **Pillars** Backflow is the movement of the units of consciousness from



Page: 54

 the 13th Center **Pillar**, replicates itself and downsteps to create the EirA Pillar. This
 create the EirA **Pillar**. This is Reuche number 6 of the Reuche Shield. Simultaneously,
 and 12 Reuche **Pillars** downstep to create the 3 and 9 Reuche Pillars on
 and 9 Reuche **Pillars** on the 3 and 9 positions of the Reuche Shield
 8 Outer Reuche **Pillars**, known as the 8 Outer Octaves of the Reuche Shield.
 Reuche Shield. Reuche **Pillar** 12 downsteps into Pillars 10 and 11; Reuche Pillar 6
 12 downsteps into **Pillars** 10 and 11; Reuche Pillar 6 downsteps into Pillars 4
 and 11; Reuche **Pillar** 6 downsteps into Pillars 4 and 5; Reuche Pillar 9
 6 downsteps into **Pillars** 4 and 5; Reuche Pillar 9 downsteps into Pillars 7
 and 5; Reuche **Pillar** 9 downsteps into Pillars 7 and 8; and Reuche Pillar
 9 downsteps into **Pillars** 7 and 8; and Reuche Pillar 3 downsteps into Pillars
 8; and Reuche **Pillar** 3 downsteps into Pillars 1 and 2. Horizontal and Vertical
 3 downsteps into **Pillars** 1 and 2. Horizontal and Vertical Shield Clock The Reuche


Page: 59

-  with our Reuche **Pillars** 9 and 3; and our alignment to our 6
-  back/past) Reuche **Pillars** within our shields. The north/south, east/west, front/back alignments
-  as tubes, then **pillars**, then large chambers. These are the chambers we ultimately move



Page: 63

-  12 Templar Reuche **Pillars** of the Eckasha-Aah Core God World. The Yon-A-
-  Reuche Cosmic Clock **Pillars** and the Ecka-Shi Rebirth of the Cosmic Krist Seed




Page: 64

-  the D-13 **Pillar** of the Ecka/Monad, where we experience expansion as we



Page: 69

-  within the 13th **Pillar** Amoraea Flame) during the intense frequencies released in Hetharo/Hethalon
-  slowly one Reuche **Pillar** at a time, one per year, accompanied by simultaneous Kristiac


Page: 72

-  initiated StarFire one **Pillar** at a time starting from Dimension 12 on down, one
-  of all 12 **Pillars** StarFiring and with activation of Ecka Pillar 13. As of
-  activation of Ecka **Pillar** 13. As of April of 2006, we initiated Expedited Takeyon

Page: 73

-  the SE-Ur **pillars**. When you say it in English you get a little
-  frequencies of those **pillar** frequencies, but it's in the saying of the Anuhazi language

Page: 92

-  Kethradon Awakening: Starburst **Pillar** - 13 and the Gifts of Rama, India January 2005. (

File : [2010-01_FOL10Diary_scan.pdf](#)
Title : FOL "10 - Diary
Subject : AmorAea KRYSTHL Temples, the Monadic Passage & Galactic Spiral
Alignments, Aquafereion Shield Stardust Blue Transharmonic AmorAea
Merkaba Activation 1 - Workshop Diary
Author : MCEO Freedom Teachings
Keywords :



Page: 2



The Monadic Passage **pillars** open into certain parts of the brain (similar to

File : [2010-04_CamelotInterview_scan.pdf](#)
Title : Camelot Interview - Handbook
Subject : Diagram pack for Camelot Interview
Author : MCEO Freedom Teachings - Ashayana Deane
Keywords :

Page: 68

 crystal bands, and **Pillar** of Power & Krystallah Core Stage-2: ParTE"KEi Body (
 Body (1st **Pillar** of Power pulse) 15 "Rings" gel spheres, 15 "

File : [2010-04_MakersOfWings_scan.pdf](#)
Title : Makers of Wings and Other Things - Handbook
Subject : The Orbs of Ah-SA-yas, Planes of Aurora, Ancient Arrows, Planetary Mirror Ball and the Hidden Cities of Earth
Author : MCEO Freedom Teachings - Ashayana Deane
Keywords :

Page: 1

 Crystal Orbs 1st **Pillar** of Power Pulse 11 Lifeborn Cycle STAGE-2 (gel)

 Power ORBS 1st **Pillar** of Power phase-pulse t 1. Contraction -r- +

Page: 2

 Power ORBS 1st **Pillar** of Power phase-pulse t 1. Contraction --t- +

Page: 11

 Ah"-yas Seur **Pillar** Aurora Chamber The MCEO Freedom Teachings® Series- ©2010

Page: 32

 a personal "**Pillar** of Pale Golden-Silver Mirror Ball Light" from the Planetary

File : [2010-05_Sliders7Diary_scan.pdf](#)
Title : Sliders 7 - Diary
Subject : The Lands of Wha, Mirror Mapping, the 3 Paths of the KRYST and the
Wha-YA"yas Masha-yah-hana Adashi Adepts - Workshop Diary
Author : MCEO Freedom Teachings
Keywords :






Page: 1






RORISDVD May 2005 **Pillar** of Power workshop). We were also informed that during the

File : [2010-05_Sliders7_scan.pdf](#)
Title : Sliders 7 - Handbook
Subject : The Lands of Wha Mirror Mapping, the 3 Paths of the KRYST and the Wha-YA-yas Masha-yah-hana Adashi Adepts
Author : MCEO Freedom Teachings
Keywords :


Page: 11

 Orb Master Wave **Pillar**) Please Note: Throughout this technique your mirror must be placed/
 that a massive **pillar** of swirling Ah-SA"-yas Orbs "pops out" around
 of the Orb **Pillar** will extend from your Central Vertical Column within and outward
 of the Orb **Pillar** will run up from the Orb Reservoir, at Earth Core,
 from your Orb **Pillar** into the AzurA & Karanadis Seal; hold, then firmly exhale



Page: 12

 from your Orb **Pillar** into your AzurA & Karanadis Seal. Hold for a moment
 "Orb Flow **Pillar**" around you. vii) Inhale firmly into the Flame of Wha-
 from the Orb **Pillar** around you and into Heart Chakra-4; hold for a

Page: 13

 from the Orb **Pillar** around you-one stream into each of the 3 points

Page: 14

 form a swirling **pillar** of Orbs within the mirror. viii) Keeping your palms on
 YA-yas Host **Pillar** "ftashes" a pulse of golden-silver light, then materializes

Page: 20

 a personal "**Pillar** of Pale Golden-Silver Mirror Ball Light" from the Planetary

File : [2010-08_Sliders8Diary_scan.pdf](#)
Title : Sliders 8 - Diary
Subject : Preparing the Body for Slide, Advanced Emotional Telluric Body Training -
Workshop Diary
Author : MCEO Freedom Teachings
Keywords :


Page: 3





mos level), the **pillar** of Golden Silver WhaYA-yah Field frequency, transmission of the Cos-

File : [2010-08_Sliders8_scan.pdf](#)
Title : Sliders 8 - Handbook
Subject : Awake, Aware, and ALIVE in the Lands of Aah, The Sea of Ah-Yah, Eternal Stream of Ah-Yah-YA the Covenant of Ah-Yah-Rhu and Eternal Dream Fields of the ONE, Preparing the Body for Slide - Advanced Level
Author : MCEO Freedom Teachings
Keywords :

Page: 3

 Crisis Intervention–Reuche **Pillar** Activation–Trion-Meajhe Fields, Kauai AmorAea Passage / LPINs activate



Page: 5

 of Ra: The **Pillar** of Power and the Nadraddon Awakening Introduction to Kathara Level-
 Kethradon Awakening: Starburst **Pillar**-13 and the Gifts of Rama; January 2005, India).

Page: 30


 (and 5 **Pillars** of the One); the unfavourable alignments between the Bourgha Black-

Page: 45

 crystal bands, and **Pillar** of Power & Krystallah Core Stage-2: ParTE'KEi Body
 Body (1st **Pillar** of Power pulse) 15 —Rings|| gel spheres, 15 —


File : [2010-10_Sliders9_scan.pdf](#)
Title : Sliders 9 - Handbook
Subject : The Flame of CosMAyah, Mayan Mother Matrix & Luminary Body
Activation, Advanced Spiritual Body Training
Author : MCEO Freedom Teachings
Keywords :

Page: 15

 Cos-MA-yah **Pillar** Flame of Cos-MA"-yah II. "India Matrix" -

Page: 25

 MA"-yah Rame **Pillar** MEMBRANE LAYERS AND IDENTITY MO-Ra-2 Aspects 2-8/

 MA"-yah Flame **Pillar** 3/3 Cos-MA"-yah Rame P~lar The MCEO


Page: 32


 Ah-yas Seur **Pillar** Aurora Chamber Ethos Eiradonis Interface & Earth Core Common Mahadra

Page: 35

 Ohara (4) **Pillar** Anchori ngs (Activations) & Corresponding 4 (Personal) Dhan-

Page: 36









 MA"-yah Rame **Pillar** MO-Ra- 2 Aspects 2-8/5-11 r--... (

 MA"-yah Flame **Pillar** 3/3 Cos-MA"-yah Rame Pillar The MCEO Freedom

 MA"-yah Rame **Pillar** The MCEO Freedom Teachings® Series© 1999-2011 A

File : [2011-04_APINSystems_scan.pdf](#)
Title : APIN Systems - Handbook
Subject : Historical Overview, Nibiruian Crystal Temple Bases, Wormholes
Author : MCEO Freedom Teachings - Kathara Team
Keywords :

Page: 6

-  of the 12 **Pillars** LPIN System Guardian Eieyani Indigos, Maharajhi, Azurites and Elohei-Eiohim
 -  of the 12 **Pillars**." Four of the 12 Primal "Rainbow Ray" Sound Pillars
 -  Rainbow Ray" Sound **Pillars** of the Planetary Christos Realignment Mission "anchor" into Earth
 -  Mission. !:12_ **Pillars** of Heads meet at 0-Long./180-Lat. Howland Isi.
 -  of the 12 **Pillars** 1 + !2 Earth-Tara-Gaia"s "Four Faces"
 -  of the 12 **Pillars** cflsG-3 Bermuda A? IA11 A10 in our Time Matrix.
 -  Primal Khundaray Sound **Pillar** "anchoring rods," to the Meajhe Field Trans-harmonic Time
 -  of the 12 **Pillars**" LPIN between 22,500BC-22,326BC, in preparation for the Christos Realignment
-

Page: 24

-  DIVINE FATHER" Middle **Pillar** Centar of Body Electiical1- 2 - 5-8-11-12
-

File : [2011-04_ShA-DahL-UUN13Virtues_scan.pdf](#)
Title : ShA-DhaL-UUN 13 Virtues - Handbook
Subject : The ShA-DhaL-UUN Rite, 13 Virtues and the Shores of Ah-MA-ya-san,
Planetary Mirror in the Sky Activation 1
Author : MCEO Freedom Teachings - Ashayana Deane
Keywords :

Page: 34



Ah yas Seur **Pillar** Aurora Chamber Once crystallized, the Luminary Body becomes able to

File : [2011-05_Sliders10_scan.pdf](#)
Title : Sliders 10 - Handbook
Subject : Return of the Sacred Butterfly, Te, Chi, & the DhA-Ya-Tei, Ultimate Desire,
DhA-Ya-fication of the Vessel, Eternal Identity & the Adept Mind
Author : MCEO Freedom Teachings
Keywords :



Page: 33






Dimensional Heliotalic Seur **Pillar** D-2 Telluric-Elemental Staff 6 Lotus Points D-1

File : [2011-08_Sliders11_scan.pdf](#)
Title : Sliders 11 - Handbook
Subject : Time Tan-Tri-A-Jha Doorways and the Silver Seed Temple, Pods of Creation, Sa-MA-ya Water Command and Mirror in the Sky Activation Level-3 (Physical Body Adept Training)
Author : MCEO Freedom Teachings
Keywords :


Page: 23

 yah R ame **Pillar** SL-11 SECTION- 5-6 MEMBRANE LAYERS AND IDENTITY MO-
 MA"-yah Flame **Pillar** 3/3 Cos-MA"-yah Rame P~lar MCEO Freedom

Page: 24

 MA"-yah Rame **Pillar** SL-11 SECTION -5-6 MO-Ra- 2 Aspects
 MA"-yah Flame **Pillar** 3/3 Cos-MA"-yah Rame Pillar MCEO Freedom Teachings
 MA"-yah Rame **Pillar** MCEO Freedom Teachings® Series ©A& A Deane 1999-

Page: 30


 yah Blue-Flame **Pillar** Generator Krystal Lake with huge Crystal-silver Waterfall that empties

Page: 31


 Cos-MA-yah **Pillar** Flame of Cos-MA"-yah II. "India Matrix"- Tara-


File : [2012-01_Sliders12Pt1_scan.pdf](#)
Title : Sliders 12 Part 1 - Handbook
Subject : Externalization of the KRYST, Secrets of the Tan-Tri-A"Jha, The 7 Suns of Cos-MA-yah, Keys of Aden, Budding of the Lotus Seed and Plasma Body Initiation
Author : MCEO Freedom Teachings
Keywords :


Page: 20

 Shield "7 **pillars**" of the "Eye of God" Cell "Eye of

Page: 22

 The "7 **Pillars**" - The RhAyas Total 160 Generator . Temple Gates: External

 -way passage) **Pillars** I" 4Ahm-yanas Pillars The "4 Unspoken ,,I

 I" 4Ahm-yanas **Pillars** The "4 Unspoken ,,I I Ones" DN5 I

File : [2012-04_Sliders12Pt2_scan.pdf](#)
Title : Sliders 12 Part 2 - Handbook
Subject : Externalization of the KRYST, Secrets of the Tan-Tri-A"Jha, Dueling
Plasmas, the 15th Bridge, Myotic Awakening, the 7 Stands of the KRYST-
Host Fail Safe & Fail Safe Stand 2
Author : MCEO Freedom Teachings
Keywords :

Page: 30



& anchors Myotic **Pillar**/Chamber. C. Planetary Mashaya-Hana Vortex opens engaging Earth
with

File : [2012-05_DanceOfLilaTranscript_scan.pdf](#)
Title : Pillar of Peace Workshop transcript
Subject : Full workshop transcript
Author : ARhAyas Productions - E"Asha Ashayana ARhAyas
Keywords :

Page: 1

 of Lila, the **Pillar** of Peace & the Bridge Across Forever"" ® E"Asha Ashayana

Page: 2

 of Lila, the **Pillar** of Peace & the Bridge Across Forever" © E"Asha Ashayana

Page: 3

 of Lila, the **Pillar** of Peace & the Bridge Across Forever" © E"Asha Ashayana

Page: 4

 of Lila, the **Pillar** of Peace & the Bridge Across Forever" © E"Asha Ashayana

Page: 5

 of Lila, the **Pillar** of Peace & the Bridge Across Forever" © E"Asha Ashayana

Page: 6

 of Lila, the **Pillar** of Peace & the Bridge Across Forever" © E"Asha Ashayana

Page: 7

 of Lila, the **Pillar** of Peace & the Bridge Across Forever" © E"Asha Ashayana

Page: 8

 of Lila, the **Pillar** of Peace & the Bridge Across Forever" © E"Asha Ashayana

Page: 9

 of Lila, the **Pillar** of Peace & the Bridge Across Forever" © E"Asha Ashayana

Page: 10

 of Lila, the **Pillar** of Peace & the Bridge Across Forever" © E"Asha Ashayana

Page: 11

 of Lila, the **Pillar** of Peace & the Bridge Across Forever" © E"Asha Ashayana

Page: 12

 of Lila, the **Pillar** of Peace & the Bridge Across Forever" © E"Asha Ashayana

Page: 13

 of Lila, the **Pillar** of Peace & the Bridge Across Forever" © E"Asha Ashayana

Page: 14


 of Lila, the **Pillar** of Peace & the Bridge Across Forever" © E"Asha Ashayana


Page: 15

 of Lila, the **Pillar** of Peace & the Bridge Across Forever" © E"Asha Ashayana

Page: 16

 of Lila, the **Pillar** of Peace & the Bridge Across Forever" © E"Asha Ashayana

 this amazing vertical **pillar** comes. And the more you can strengthen that pillar, regardless

 can strengthen that **pillar**, regardless of what coding you have, regardless of what you

Page: 17

 of Lila, the **Pillar** of Peace & the Bridge Across Forever" © E"Asha Ashayana

Page: 18


 of Lila, the **Pillar** of Peace & the Bridge Across Forever" © E"Asha Ashayana

Page: 19

 of Lila, the **Pillar** of Peace & the Bridge Across Forever" © E"Asha Ashayana

Page: 20

 of Lila, the **Pillar** of Peace & the Bridge Across Forever" © E"Asha Ashayana

 epitome of a **pillar** of strength. No, I'm terrified/ Right? I've gone through my

Page: 21

 of Lila, the **Pillar** of Peace & the Bridge Across Forever" © E"Asha Ashayana

Page: 22

 of Lila, the **Pillar** of Peace & the Bridge Across Forever" © E"Asha Ashayana

Page: 23

 of Lila, the **Pillar** of Peace & the Bridge Across Forever" © E"Asha Ashayana

Page: 24

 of Lila, the **Pillar** of Peace & the Bridge Across Forever" © E"Asha Ashayana


Page: 25

 of Lila, the **Pillar** of Peace & the Bridge Across Forever" © E"Asha Ashayana


Page: 26

 of Lila, the **Pillar** of Peace & the Bridge Across Forever" © E"Asha Ashayana

Page: 27

 of Lila, the **Pillar** of Peace & the Bridge Across Foreve (© E"


 basically the Frequency **Pillars** that are activating in those particular circles. Then this isn't

 that is a **Pillar** that will come down around us. And then all of

Page: 28

 of Ula, the **Pillar** of Peace &the Bridge Across Forever" © E" Asha


Page: 29

 of Lila, the **Pillar** of Peace & the Bridge Across Foreve(@ E" Ash

Page: 30

 of Lila, the **Pillar** of Peace & the Bridge Across Forever" © E"Asha Ashayana

Page: 31

 of Lila, the **Pillar** of Peace & the Bridge Across F oreve(© E"

Page: 32

 of Lila, the **Pillar** of Peace & the Bridge Across Forever" ® E"Asha Ashayana

Page: 33

 of Lila, the **Pillar** of Peace & the Bridge Across Forever" © E"Asha Ashayana

Page: 34

 of Lila, the **Pillar** of Peace 8. the Bridge Across Forever" ® E" Ash


Page: 35

 of Lila, the **Pillar** of Peace & the Bridge Across Forever" @ E"Asha Ashayana

Page: 37

 of Lila, the **Pillar** of Peace & the Bridge Across Forever" © E"Asha Ashayana

Page: 38

 Ia, I he **Pillar** of Peace & the Bridge Jlcross For ever" © E"

Page: 39

 of Lila, the **Pillar** of Peace & the Bridge Across Forever" © E"Asha Ashayana

Page: 40

 of Lila, the **Pillar** of Peace & the Bridge Across Forever" © E"Asha Ashayana

Page: 41

 of Lila, the **Pillar** of Peace & the Bridge Across Forever" © E"Asha Ashayana

Page: 42

 of Lila, the **Pillar** of Peace & the Bridge Across Forever" © E"Asha Ashayana

Page: 43

 of Ula, the **Pillar** of Peace & the Bridge Across Forever" ® E"Asha Ashayana

Page: 44

 of Ula, the **Pillar** of Peace & the Bridge Across Forever" © E" Asha

Page: 45

 of Lila, the **Pillar** of Peace & the Bridge Across Forever" © E"Asha Ashayana

Page: 46

 of Lila, the **Pillar** of Peace & the Bridge Across Forever" © E"Asha Ashayana

Page: 47

 of Lila, the **Pillar** of Peace & the Bridge Across Forever" © E" Asha

Page: 48

 of Lila, the **Pillar** of Peace & the Bridge Across Forever" © E"Asha Ashayana

Page: 49

 of Lila, the **Pillar** of Peace & the Bridge Across Forever" ® E"Asha Ashayana

Page: 50

 of Lila, the **Pillar** of Peace & the Bridge Across Forever" © E"Asha Ashayana


Page: 51

 of Lila, the **Pillar** of Peace & the Bridge Across Forever" © E"Asha Ashayana


Page: 52

 of Lila, the **Pillar** of Peace & the Bridge Across Forever" © E"Asha Ashayana


Page: 53

 of Lila, the **Pillar** of Peace & the Bridge Across Forever"" ® E "

Page: 54

 of Lila, the **Pillar** of Peace 8. the Bridge Across Forever" ® E" Ash

Page: 55


 of lila, the **Pillar** of Peace & the Bridge Across Forever" © E" Asha

Page: 56

 of Lila, the **Pillar** of Peace & the Bridge Across Forever" © E"Asha Ashayana

Page: 57

 of Lila, the **Pillar** of Peace & the Bridge Across Forever" © E"Asha Ashayana

 just like a **Pillar** of Energy you feel coming up - that . some

Page: 58

 of Lila, the **Pillar** of Peace & the Bridge Across Forever" @ E"Asha Ashayana

Page: 59

 of Lila, the **Pillar** of Peace & the Bridge Across Forever" @ E"Asha Ashayana

Page: 60

 of Lila, the **Pillar** of Peace & the Bridge Across Forever" © E"Asha Ashayana

Page: 61

 of Lila, the **Pillar** of Peace & the Bridge Across Forever" © E"Asha Ashayana

Page: 62

 of Lila, the **Pillar** of Peace & the Bridge Across Forever" © E"Asha Ashayana

Page: 63

 of Lila, the **Pillar** of Peace & the Bridge Across Forever" © E" Asha

Page: 64

 of Lila, the **Pillar** of Peace & the Bridge Across Forever" © E"Asha Ashayana

Page: 65

 of lila, the **Pillar** of Peace & the Bridge Across Forever" @ E"Asha Ashayana

Page: 66

 of Lila, the **Pillar** of Peace & the Bridge Across Forever" © E"Asha Ashayana

Page: 67

 of Lila, the **Pillar** of Peace & the Bridge Across Forever" © E"Asha Ashayana

Page: 68

 of Lila, the **Pillar** of Peace & the Bridge Across Forever" @ E"Asha Ashayana


Page: 69


 of Lila, the **Pillar** of Peace & the Bridge Across Forever" © E"Asha Ashayana

Page: 70

 of Lila, the **Pillar** of Peace & the Bridge Across Forever" © E"Asha Ashayana

Page: 71

 of Lila, the **Pillar** of Peace & the Bridge Across Forever"" ® E "

 we've got our **Pillars** and we didn't like, you know, drop our Pillars into


 know, drop our **Pillars** into pancakes, What do we do now? They will, you

Page: 72

 of Lila, the **Pillar** of Peace & the Bridge Across Forever" © E"Asha Ashayana

Page: 73

 of Lila, the **Pillar** of Peace & the Bridge Across Forever" © E"Asha Ashayana

 ...] the **Pillar**. Yeah. Okay now they're going to do magnetic Try and

 to pop the **Pillar** and do it moving fast, okay? [laughing] Go, go,

 with the bottom **Pillar** right now. Now we do the NE"Adhra and transmit] We

Page: 74

 of Lila, the **Pillar** of Peace & the Bridge Across Forever" © E"Asha Ashayana

 sit in our **Pillar**. [speaking to Yhan again We'll do the journey

Page: 75

 of Lila, the **Pillar** of Peace & the Bridge Across Forever" © E"Asha Ashayana

Page: 76

 of Lila, the **Pillar** of Peace & the Bridge Across Forever" © E"Asha Ashayana

Page: 77

 of Lila, the **Pillar** of Peace & the Bridge Across Forever" © E"Asha Ashayana

Page: 78

 of Lila, the **Pillar** of Peace & the Bridge Across Forever" © E"Asha Ashayana

Page: 79

 of Lila, the **Pillar** of Peace & the Bridge Across Forever" © E"Asha Ashayana

Page: 80

 of Lila, the **Pillar** of Peace & the Bridge Across Forever" © E"Asha Ashayana

Page: 81

 of Lila, the **Pillar** of Peace & the Bridge Across Forever" © E"Asha Ashayana

Page: 82

 of Lila, the **Pillar** of Peace & the Bridge Across Forever" © E"Asha Ashayana

Page: 83

 of Lila, the **Pillar** of Peace & the Bridge Across Forever" © E"Asha Ashayana

Page: 84

 of Lila, the **Pillar** of Peace & the Bridge Across Forever" © E"Asha Ashayana

Page: 85


 of Lila, the **Pillar** of Peace & the Bridge Across Forever" © E"Asha Ashayana

Page: 86

 of Lila, the **Pillar** of Peace & the Bridge Across Forever" © E"Asha Ashayana

Page: 87

 of Lila, the **Pillar** of Peace & the Bridge Across Forever" © E"Asha Ashayana

 And this like **pillar** of just light that you realize is you from that

 out in this **pillar** and are breathing this energy and you can almost see

Page: 88

 of Lila, the **Pillar** of Peace & the Bridge Across Forever" © E"Asha Ashayana

Page: 89

 of Lila, the **Pillar** of Peace & the Bridge Across Forever" © E"Asha Ashayana

Page: 90

 of Lila, the **Pillar** of Peace & the Bridge Across Forever" © E"Asha Ashayana

Page: 91

 of Lila, the **Pillar** of Peace & the Bridge Across Forever" © E"Asha Ashayana

 AL-Hum-Bhra **Pillar** at the "Eye of the Storm," you know. You

Page: 92

 of Lila, the **Pillar** of Peace & the Bridge Across Forever" © E"Asha Ashayana

Page: 93

 of Lila, the **Pillar** of Peace & the Bridge Across Forever" © E"Asha Ashayana

Page: 94

 of Lila, the **Pillar** of Peace & the Bridge Across Forever" © E"Asha Ashayana

Page: 95

 of Lila, the **Pillar** of Peace & the Bridge Across Forever" © E"Asha Ashayana

Page: 96

 of Lila, the **Pillar** of Peace & the Bridge Across Forever" © E"Asha Ashayana

Page: 97

 of Lila, the **Pillar** of Peace & the Bridge Across Forever" © E"Asha Ashayana

Page: 98

 of Lila, the **Pillar** of Peace & the Bridge Across Forever" © E"Asha Ashayana

Page: 99

 of Lila, the **Pillar** of Peace & the Bridge Across Forever" © E"Asha Ashayana

Page: 100

 of Lila, the **Pillar** of Peace & the Bridge Across Forever" © E"Asha Ashayana

Page: 101

 of Lila, the **Pillar** of Peace & the Bridge Across Forever" © E"Asha Ashayana

 SE"Ur standing wave **pillars**, if you stopped too abruptly your beautiful pillar you just

 abruptly your beautiful **pillar** you just created goes pbbbbt. It becomes a pancake at

Page: 102

 of Lila, the **Pillar** of Peace & the Bridge Across Forever" © E"Asha Ashayana

Page: 103


 of Lila, the **Pillar** of Peace & the Bridge Across Forever" © E"Asha Ashayana

Page: 104

 of Lila, the **Pillar** of Peace & the Bridge Across Forever" © E"Asha Ashayana

Page: 105

 of Lila, the **Pillar** of Peace & the Bridge Across Forever" © E"Asha Ashayana

 we brought the **pillar** over to the White-Blue Shield thing. So we had

Page: 106

 of Lila, the **Pillar** of Peace & the Bridge Across Forever" © E"Asha Ashayana

Page: 107

 of Lila, the **Pillar** of Peace & the Bridge Across Forever" © E"Asha Ashayana

Page: 108

 of Lila, the **Pillar** of Peace & the Bridge Across Forever" © E"Asha Ashayana

Page: 109

 of Lila, the **Pillar** of Peace & the Bridge Across Forever" © E"Asha Ashayana

Page: 110

 of Lila, the **Pillar** of Peace & the Bridge Across Forever" © E"Asha Ashayana

Page: 111

 of Lila, the **Pillar** of Peace & the Bridge Across Forever" © E"Asha Ashayana

Page: 112

 of Lila, the **Pillar** of Peace & the Bridge Across Forever" © E"Asha Ashayana

Page: 113

 of Lila, the **Pillar** of Peace & the Bridge Across Forever" © E"Asha Ashayana

Page: 114

 of Lila, the **Pillar** of Peace & the Bridge Across Forever" © E"Asha Ashayana

Page: 115

 of Lila, the **Pillar** of Peace & the Bridge Across Forever" © E"Asha Ashayana

Page: 116

 of Lila, the **Pillar** of Peace & the Bridge Across Forever" © E"Asha Ashayana

Page: 117

 of Lila, the **Pillar** of Peace & the Bridge Across Forever" © E"Asha Ashayana

Page: 118

 of Lila, the **Pillar** of Peace & the Bridge Across Forever" © E"Asha Ashayana

Page: 119

 of Lila, the **Pillar** of Peace & the Bridge Across Forever" © E"Asha Ashayana

Page: 120

 of Lila, the **Pillar** of Peace & the Bridge Across Forever" © E"Asha Ashayana

Page: 121

 of Lila, the **Pillar** of Peace & the Bridge Across Forever" © E"Asha Ashayana

Page: 122

 of Lila, the **Pillar** of Peace & the Bridge Across Forever" © E"Asha Ashayana

Page: 123

 of Lila, the **Pillar** of Peace & the Bridge Across Forever" © E"Asha Ashayana

Page: 124

 of Lila, the **Pillar** of Peace & the Bridge Across Forever" © E"Asha Ashayana

Page: 125

 of Lila, the **Pillar** of Peace & the Bridge Across Forever" © E"Asha Ashayana

Page: 126

 of Lila, the **Pillar** of Peace & the Bridge Across Forever" © E"Asha Ashayana

Page: 127

 of Lila, the **Pillar** of Peace & the Bridge Across Forever" © E"Asha Ashayana

Page: 128

 of Lila, the **Pillar** of Peace & the Bridge Across Forever" © E"Asha Ashayana


Page: 129


 of Lila, the **Pillar** of Peace & the Bridge Across Forever" © E"Asha Ashayana

Page: 130

 of Lila, the **Pillar** of Peace & the Bridge Across Forever" © E"Asha Ashayana

Page: 131


 of Lila, the **Pillar** of Peace & the Bridge Across Forever" ©

 called the "**Pillar** of AL-Hum-Bhra" which is going to come in


Page: 132

 of Lila, the **Pillar** of Peace & the Bridge Across Forever" © E"Asha Ashayana

Page: 134

 of Lila, the **Pillar** of Peace & the Bridge Across Forever" © E" Ash


Page: 135

 of Lila, the **Pillar** of Peace & the Bridge Across F orevel" © E"

Page: 137

 of Lila, the **Pillar** of Peace & the Bridge Across Forever" © E"Asha Ashayana

Page: 138

 of Lila, the **Pillar** of Peace & the Bridge Across Foreve (© E"

Page: 139

 of Lila, the **Pillar** of Peace & the Bridge Across Forever" © E" Asha

Page: 140

 of Lila, the **Pillar** of Peace & the Bridge Across Forever" © E"Asha Ashayana

Page: 141

 of Lila, the **Pillar** of Peace & the Bridge Across Forever" © E"Asha Ashayana

Page: 142

 of Lila, the **Pillar** of Peace & the Bridge Across Forever" © E"Asha Ashayana

Page: 143

 of Lila, the **Pillar** of Peace & the Bridge Across Forever" © E"Asha Ashayana

Page: 144

 of Lila, the **Pillar** of Peace & the Bridge Across Forever" © E"Asha Ashayana

Page: 145

 of Lila, the **Pillar** of Peace & the Bridge Across Forever" © E"Asha Ashayana

Page: 146

 of Lila, the **Pillar** of Peace & the Bridge Across Forever" © E"Asha Ashayana

Page: 147

 of Lila, the **Pillar** of Peace & the Bridge Across Forever" © E"Asha Ashayana

Page: 148

 of Lila, the **Pillar** of Peace & the Bridge Across Forever" © E"Asha Ashayana

Page: 149

 of Lila, the **Pillar** of Peace & the Bridge Across Forever" © E"Asha Ashayana

Page: 150

 of Lila, the **Pillar** of Peace & the Bridge Across Forever" © E"Asha Ashayana

Page: 151

 of Lila, the **Pillar** of Peace & the Bridge Across Forever" © E"Asha Ashayana

Page: 152

 of Lila, the **Pillar** of Peace & the Bridge Across Forever" © E"Asha Ashayana

Page: 153

 of Lila, the **Pillar** of Peace & the Bridge Across Forever" © E"Asha Ashayana

Page: 154

 of Lila, the **Pillar** of Peace & the Bridge Across Forever" ® E"Asha Ashayana

Page: 155

 of Lila, the **Pillar** of Peace & the Bridge Across Forever" © E"Asha Ashayana

Page: 156

 of Lila, the **Pillar** of Peace & the Bridge Across Forever" @ E"Asha Ashayana

Page: 157

 of Lila, the **Pillar** of Peace & the Bridge Across Forever" © E"Asha Ashayana

Page: 158

 of Lila, the **Pillar** of Peace & the Bridge Across Forever" ® E"Asha Ashayana

Page: 159

 of Lila, the **Pillar** of Peace & the Bridge Across Forever" © E" Ash

Page: 160

 of lila, the **Pillar** of Peace & the Bridge Across Forever" © E" Asha

Page: 161

 of Lila, the **Pillar** of Peace & the Bridge Across Forever" © E"Asha Ashayana

Page: 162

 of Lila, the **Pillar** of Peace & the Bridge Across For ever" @ E"Asha

Page: 163

 of Lila, the **Pillar** of Peace & the Bridge Across Forever" © E"Asha Ashayana

Page: 164

 of Lila, the **Pillar** of Peace & the Bridge Jlcross Forever" © E" Asha

Page: 165

 of lila, the **Pillar** of Peace & the Bridge Across Forever" ® E"Asha Ashayana

Page: 166

 of Lila, the **Pillar** of Peace & the Bridge Across Forever" © E"Asha Ashayana


Page: 167

 of Lila, the **Pillar** of Peace & the Bridge Across Forever" © E"Asha Ashayana

Page: 168

 of Lila, the **Pillar** of Peace & the Bridge Across Forever" © E"Asha Ashayana

Page: 169

 of Lila, the **Pillar** of Peace & the Bridge Across Foreve(@ E" Ash

Page: 170

 of Lila, the **Pillar** of Peace & the Bridge Across Forever" © E"Asha Ashayana

Page: 171

 of Lila, the **Pillar** of Peace & the Bridge Across Forever" © E"Asha Ashayana

 called the "**Pillar** of Peace". And that"s the correct frequency line coming in


 this thing, the **Pillar** of Peace, it"s at the center That"s where you can


Page: 172

 of Lila, the **Pillar** of Peace & the Bridge Across Forever" © E"Asha Ashayana

 in - the **Pillar** of Peace is what we"ll anchor when they do the


 we have the **Pillar** of Peace and we have the Still Point around that.

 this just beautiful **Pillar** of pretty much pale milky-white, but with a little


 yourself inside that **Pillar** inside of your Flames. And when I go there, for



feel this huge **pillar** around the perimeter of it. And I can feel me


 just make the **Pillar** as opaque as necessary to block it out and just


 breathe in the **Pillar** of Peace frequencies. And just flood myself with them, see


 and as the **Pillar** around me. This is a visual that you can use

Page: 173


 of Lila, the **Pillar** of Peace & the Bridge Across Forever" © E"Asha Ashayana


 but now the **Pillar** of Peace will be anchoring down. And it is something

 that counter-rotating **pillar** inside of yourself as ... so you end up with

 with the inside **pillar** spinning And that's where you can draw those beams of

Page: 174

 of lila, the **Pillar** of Peace & the Bridge Across Forever" © E" Asha

 3 So the **Pillar** of Peace is what we'll be anchoring. And this is

Page: 175

 of Lila, the **Pillar** of Peace & the Bridge Across Forever" © E"Asha Ashayana

Page: 176

 of Lila, the **Pillar** of Peace & the Bridge Across Forever" © E"Asha Ashayana

Page: 177

 of Lila, the **Pillar** of Peace & the Bridge Across Forever" © E"Asha Ashayana

Page: 178


 of Lila, the **Pillar** of Peace & the Bridge Across Forever" © E"Asha Ashayana

 point, anchor the **Pillar** of Peace. Pillar of Peace Activation Oh okay. Are you

 Pillar of Peace. **Pillar** of Peace Activation Oh okay. Are you getting ready to

 down through the **Pillar** that we create together and then it'll spread a wave

 they anchor the **Pillar** of Peace, which is ... it's part of the 15th

 wave of the **Pillar** of Peace will come up and part will come down


Page: 179

 of Lila, the **Pillar** of Peace & the Bridge Across Forever" © E"Asha Ashayana

 ends as the **Pillar** of Peace anchors from top and bottom through you. EXHALE.

 bring in the **Pillar** of Peace. Then EXHALE and push a tube of it

 successfully anchored the **Pillar** of Peace where part of it came up and the

 while still the **Pillar** will stay in about a diameter of about that big,



to feel the **Pillar** of Peace. You can do that, but if you want



to feel your **Pillar** of Peace while you're socializing. And as you do this,

Page: 180



of Lila, the **Pillar** of Peace & the Bridge Across Forever" © E"Asha Ashayana



you in your **Pillar** of Peace and in your Eye of Lila, you can

Page: 181



of Lila, the **Pillar** of Peace & the Bridge Across Forever" © E"Asha Ashayana

Page: 182



of Lila, the **Pillar** of Peace & the Bridge Across Forever" © E"Asha Ashayana

Page: 183



of Lila, the **Pillar** of Peace & the Bridge Across Forever" © E"Asha Ashayana

Page: 184



of Lila, the **Pillar** of Peace & the Bridge Across Forever" © E"Asha Ashayana

Page: 185



of Lila, the **Pillar** of Peace & the Bridge Across Forever" © E"Asha Ashayana

Page: 186



of Lila, the **Pillar** of Peace & the Bridge Across Forever" © E"Asha Ashayana

Page: 187



of Lila, the **Pillar** of Peace & the Bridge Across Forever" © E"Asha Ashayana

Page: 188



of Lila, the **Pillar** of Peace & the Bridge Across Forever" © E"Asha Ashayana

Page: 189



of Lila, the **Pillar** of Peace & the Bridge Across Forever" © E"Asha Ashayana

Page: 190



of Lila, the **Pillar** of Peace & the Bridge Across Forever" © E"Asha Ashayana

Page: 191



of Lila, the **Pillar** of Peace & the Bridge Across Forever" © E"Asha Ashayana

Page: 192



of Lila, the **Pillar** of Peace & the Bridge Across Forever" © E"Asha Ashayana

Page: 193

 of Lila, the **Pillar** of Peace & the Bridge Across Forever" © E"Asha Ashayana

Page: 194

 of Lila, the **Pillar** of Peace & the Bridge Across Forever" © E"Asha Ashayana

Page: 195

 of Lila, the **Pillar** of Peace & the Bridge Across Forever" © E"Asha Ashayana

Page: 196

 of Lila, the **Pillar** of Peace & the Bridge Across Forever" © E"Asha Ashayana


Page: 197

 of Lila, the **Pillar** of Peace & the Bridge Across Forever" © E"Asha Ashayana

 completely in my **Pillar** of Peace because I don't know how the others are

File : [2012-12_13DaysOfKRYSTHLmass_scan.pdf](#)
Title : 13 Days of KRYSTHLmass
Subject : Details about FOL post-Dec 2012 workshop
Author : ARhAyas Productions
Keywords :

Page: 7

 tapering, 4-sided **pillar**" (obelisk). The "top point" of the Krystal Spire

File : [2012-12_AgeOfEnlightenmentChartpack1_scan.pdf](#)
Title : Dawn of the Age of Enlightenment - Chartpack 1
Subject : The Dance of ARhAyas, RAI Talisman Codes, KRYSTHL Spire of AL-HumBhra and Aurora Ascension Earth Stand 7
Author : ARhAyas Productions
Keywords :


Page: 18



-yahs) **Pillars** . 4Ahm-yanas Pillars The "4 Unspoken J I

File : [2012-12_AgeOfEnlightenmentChartpack2_scan.pdf](#)
Title : Dawn of the Age of Enlightenment - Post Workshop Dispensation
Subject : 13 Days of KRYST-mass and the Planetary Silver Seed Awakening
Author : ARhAyas Productions, E"Asha Ashayana
Keywords :

Page: 6

 tapering, 4- sided **pillar**" (obelisk). The "top point" of the Krystal Spire

File : [2012-12_AgeOfEnlightenment_scan.pdf](#)
Title : Dawn of the Age of Enlightenment - Handbook
Subject : The Dance of ARhAyas, RAI Talisman Codes, KRYSTHL Spire of AL-HumBhra & Aurora Ascension Earth - Stand 7
Author : ARhAyas Productions - E"Asha Ashayana
Keywords :







Page: 25





The "7 **Pillars**" of the "7 Bridges Flow" - TheRhAyas Ah-min"-

File : [2012_MCEOarticles_scan.pdf](#)
Title : MCEO Articles
Subject : Compilation of Articles publically available from the MCEO
Author : MCEO Freedom Teachings
Keywords :

Page: 12



-  the "13th.**Pillar** Eternal Amoraean Flame". When the Arc of the Covenant Shield
 -  the "13th.**Pillar**" are temporarily frequency-sealed into the Eternal Amoraean Central Flame.
 -  within the 13th-**Pillar** creates an impermeable "Force Field", called a Trans-Harmonic
 -  within the 13th-**Pillar**, matter forms "enter the Arc of the Covenant" or
 -  the "13th **Pillar** Eternal Amoraean Flame. The Arc Zone was created by Emerald
 -  joined "13th **Pillar** Amoraean Center Flames". The Arc Zone forms a simulated Azur-
-

Page: 62

-  Amoraean, or 13th **Pillar**. The 13th Pillar would burst into every Christos Seed Atom
 -  Pillar. The 13th **Pillar** would burst into every Christos Seed Atom as a benign
-




File : [2013-12_SecretsOfEFFI_Handbook_scan.pdf](#)
Title : Secrets if the EFFI - Handbook
Subject : Shiftmasters Course 1 - The hidden powers of Consciousness, Concave & Convex reality Cave dwellers, the Ancient Sncestral code & the Cloak of ARI-YON"ah
Author : ARhAyas Productions - E"Asha Ashayana
Keywords :

Page: 9




 crystal bands, and **Pillar** of Power & Krystallah Core Stage-2: ParTE"KEi Body {
 Body {1st **Pillar** of Power pulse) 15 "Rings• gel spheres, 15 "

File : [2013_04_ELAiSaAwakening_Handbook_scan.pdf](#)
Title : E-LAi-Sa Awakening - Handbook
Subject : The Indelible KRYST Code & Chismatic Self-Healing Level 1
Author : ARhAyas Productions - E"Asha Ashayana
Keywords :

Page: 58

-  MA"-yah Flame **Pillar** 2/3 Cos-MA"-yah Flame Pillar 3/3 Cos-
 -  MA"-yah Flame **Pillar** 3/3 Cos-MA"-yah Flame Pillar SL-1 1
 -  MA"-yah Flame **Pillar** SL-1 1 SECTION- 5-6 ©4/2013 E"Asha
-


Page: 59

-  -yah Flame **Pillar** SL-11 SECTION - 5-6 I MO-Ra-2
 -  -yah Flame **Pillar** 3/3 Cos-MA" -yah Flame Pillar During FOL
 -  -yah Flame **Pillar** During FOL /2011 ©4/2013 E"Asha Ashayana, All
-



Page: 61

-  Ah-yas Seur **Pillar** Aurora Chamber NOTE: 02 levels of the DN-1 Bodies
-

Page: 64


-  Ah-yas Seur **Pillar** Aurora Chamber ©4/2013 E"Asha Ashayana, All Rights Reserved.
-


Page: 69

-  Reserved. I.-Maharic **Pillar** 1 Ascension Chamber , A ". I :~: 1 Earth
 -  , I Ascension **Pillar** Krystar Crystal Ascension Capsule 2) Transmuted atoms then Transfigure
=
-

File : [2014-04_ShiftMasters1_scan.pdf](#)
Title : Tan-Tri-Ahura Teachings™ ShiftMasters™ Course-1
Subject :
Author : (C)2014 E"Asha Ashayana
Keywords :


Page: 65

 / I.-Maharic **Pillar** 1 Ascension Chamber Organic energy structures . . :.....j.


 1 I Ascension **Pillar** Krystar Crystal Ascension Capsule 2) Transmuted atoms then Transfigure
=

File : [2014-07_FactuallySpeaking.pdf](#)
Title : Factually Speaking
Subject : Details of the Divorce between Speaker 1 & Speaker 2
Author : ARhAyas Productions
Keywords :

Page: 47

 of Ra: The **Pillar** of Power and the Nadir of Awakening (Introduction to Katharine's 4)
Recorded live

Page: 61


 of Ra: The **Pillar** of Power and the Nadir of Awakening (Introduction to Katharine's 4)


File : [2015-ARhAyasProdAnnouncements_scan.pdf](#)
Title : ARhAyas Production Announcements
Subject : Compilation of announcements
Author : ARhAyas Productions
Keywords :

Page: 9

 OF LILA. THE **PILLAR** OF PEACE & THE BRIDGE ACROSS FOREVER





Page: 10

 of Lila, the **Pillar** of Peace & the Bridge Across Forever May 25-28,

 & the "**Pillar** of Peace" to transcend the storm that surrounds us. Other

File : [2016-03_KDDL2_scan.pdf](#)
Title : Arhayas Productions KDDL2 Hand Book
Subject :
Author : (C)2015 E"Asha A. Arhayas
Keywords :

Page: 39


-  g,~he Scepter **Pillar** Dates F~eney Shift# trom 10 PQM.Hoth4ro Ooubtl Reuc:
 -  ainU"I&-12 REUCHE **Pillar** STARBURSTS - 360: DATEUNES Pillar Starburst Initiates wi!h: i)
 -  - 360: DATEUNES **Pillar** Starburst Initiates wi!h: i) Nadraddon (E~"); iil Zendradoo
 -  E~·Mag"! **Pillar**# **Pillar** Adi\lates Nadraddon t endradoo K"ethradon Star!xJrsl w/
-

File : [KeylonticDictionary.pdf](#)
Title : Keylontic Dictionary
Subject : KS Dictionary
Author : MCEO Freedom Teachings
Keywords :


Page: 2

 Rmna A~ 13th **Pillar** A-7 A-II A-9 DrJtRPS


Page: 124

 , the Reuche **pillars**, the Kathara grid the DNA---aU based on a panem

Page: 131

 Prottction Sbu tbt **Pillar**"" around the group ~Shield beca~ "aa:ita ttd

Page: 133

 Hara Line (**Pillar** of Light) The Main Cfntal \ "frlical Cut"1"

 the fully expanded **Pillar** of Li&bt. When one begins to acti\ely participate


 to become a **Pillar** of Li:htlfrequeocy that encompasses the body and the Kundalini

 which the "**Pillar** of Li&bt" freq~ncy bridge between the higher identity

Page: 173

 Kundalini Energy - **Pillar** of Lighr - Sih'er Cord - Um Shaddai

 U1' (**Pillar** of First Com~ Light}, from which the 12 Rays of

 "tubt- (**pillar**) o fli&b t" that runs down the center of

Page: 174

 activation of the **Pillar** of Li&bt. (lbt T~blt Scruc:ture of

Page: 187

 .. and ..-**Pillar** or Powtr .. anatomy ofKnsb.ac Polari.an Matrix cekstial

Page: 191

 .. ::e::~~ **Pillar** of Power Introductory Sequence August 2009 - KeytontK: DICbonaty -


Page: 315

 to open up **pillars** of frequency between here, Inner Earth. and the meajhe time

Page: 337

 [13th **Pillar** References Azuntep<ess.a>m August 2009 • KeytoniK: Dldlooary


 #-9 131• **Pillar** (Amoraea Wm'e I Ecka-Man U Eremal


 Eckasba-Aab 13*" **Pillar** and this Pillar bf:.gan activatmg w1thw Eanh"s slueds on

 Pillar and this **Pillar** bf:.gan activatmg w1thw Eanh"s slueds on ~{ay 27


 Wan or 13" **Pillar**. emerged from~ field of firs-t creattonfli\~ing consciousness of

 Amo..au Wan•-**Pillar** was created through interaction of the 12 ~Pillar Scalar-

 the 12 ~**Pillar** Scalar-StandingColumnar-Wa\~e la~rt"d pomts offrequmcy which together

 12 R.ruc~ **Pillars** will be sqw-attllg and arcing from the ctntral l3"

 frequenci~ of each **Pillar** into the planetary gnnds and into the individual templates of

 the 12 Rtuche **Pillars** COFTt"sponds to one of the 12 embod1ed ~ each anchoring
