

Search Results

Summary

Searched for : **shadra**

In index(es) : **H:\KS_Scan_Library\MasterIndex.pdx**

Results : **18** document(s) with **151** instance(s)

Saved on : **7/16/2017 4:28:51 PM**

File : [2007-08_RevelationsOfDhaLA-LumaDiary_scan.pdf](#)






Title : Revelations of the DhaLA-Luma - Diary

Subject : Revelations of the DhaLA-Luma Transfiguration of the KRYST and the KaLE-Hara Celebration - Workshop Diary


Author : MCEO Freedom Teachings

Keywords :

Page: 4



-  was a surprise **Shadra** Stand that was not officially planned and was a surprise
-  conference room. The **Shadra** Stand was in the configuration of the NaVAHo Krystal Heart
-  planet. Doing this **Shadra** helped to interface with and stabilize the frequencies of both
-  Sirius B. The **Shadra** Stand bent and changed the angles of frequency as they
-  work. Doing this **Shadra**, and future ones in the upcoming large workshops will assist

Page: 5


-  Middle Domains). The **Shadra** we created Sunday started to become huge and expanded miles
-

File : [2007-11_LegacyOfLostTranscript.pdf](#)
Title : Legacy of the Lost (Amsterdam workshop transcript)
Subject : Legacy of the Lost, Freedoms of the Found, the Milky Way Mysteries, Halls of Records and the Jesus Codes
Author : MCEO Freedom Teachings
Keywords :

Page: 237


 is called a **Shadra** Shield. There are various forms of Shadra Shields. The more
 various forms of **Shadra** Shields. The more complex ones, actually everybody is in different,

Page: 290













 assisting them In **Shadra** Shields, large geometrical ones ... well actually not too large,

File : [2007_12TribesVol1_scan.pdf](#)
Title : 12 Tribes Vol 1 transcript
Subject : scan of the 12 Tribes Volume 1 binder
Author : MCEO Freedom Teachings
Keywords :



Page: 6

 3) a "**Shadra** Shield Journey" (group RashaLae Body Adashi Temple projection journey Stand" and "**Shadra** Shield Journey," like the new-data lecture segment, evolved from

Page: 407

 they called ... **Shadras**, Shad r as. Shadrasthat is the first time I think,
 Shad r as. **Shadrasthat** is the first time I think, yeah I had written
 yeah it's a **Shadra**. Just like we have the Arieas which are for the
 These are the **Shadras**. They correspond to group geometries that are made by doing
 step this. The **Shadras** become important and that this is the first class that
 learn about the **Shadras**. The other groups have done them but we have not
 the word "**Shadra**" before The Shadras create a group energy structure They are
 Shadra" before The **Shadras** create a group energy structure They are literally, it is
 But the group **Shadras** are much larger geometrical energetic structures that are ... we
 this now. The **Shadras** and the geometries of the Shadras have to do with
 geometries of the **Shadras** have to do with the activation of the Gyrodome and
 remember the word **Shadra** ""Oh yeah what was that?" Cause I'm still learning

Page: 469

 learning of the **Shadras** alright. These are the Shadra geometries where, group geometries where
 These are the **Shadra** geometries where, group geometries where you are forming group geometrical


Page: 530

 we're in the **Shadra** Geometric position of the shield is ... in a minute

Page: 539





 still in the **Shadra** position, we will complete the rounds 5-8 of the

Page: 548


 (D-3 **Shadra** Shield) = D-2 Sha-Rha 10.5 A-1 (

File : [2007_12TribesVol2_scan.pdf](#)
Title : 12 Tribes Volume 2 transcript
Subject : 12 Tribes Volume 2 scan of the binder
Author : MCEO Freedom Teachings
Keywords :

Page: 19

 is called a **Shadra**. A Shadra is a group geometry Where you form a
 a Shadra. A **Shadra** is a group geometry Where you form a shield. So
 patterns of the **Shadras**, you an actually assist in amplifying each other through the
 support of the **Shadra** shield or the group shield that you're with. That's The




Page: 20

 after the shield **Shadra** journey, the projection journey, we will then do ... it's



Page: 32

 to as the **Shadra** The MCEO Freedom Teachings® Series Presented by Adashi MCEO




Page: 105

 down in the **Shadra** position you used yesterday for Journey One, so you'll go
 other, any other **Shadra** for the combination that we have. There'll be no harm
 the configuration, the **Shadra** we used last night. You know it. You can go


Page: 149

 they call "**Shadra**," which is you know, the group geometry It allows for
 go into the **Shadra** formation. I will leave you to that, I'm gonna go


Page: 166

 what are called **Shadras**. A Shadra is a group geometry that is set very
 called Shadras. A **Shadra** is a group geometry that is set very specifically by
 with that particular **Shadra** Shield. So The MCEO Freedom Teachings® Series Presented by


Page: 167

 work with the **Shadra** Shields we're able to create- they haven't even given me

Page: 172

 are in a **Shadra** or a group shield- it will assist not only each

Page: 174

 the Stands, the **Shadra** Shields. This time we had to use this Stand in


Page: 222

 one of many **shadras** which we've used before because of the composition of the

Page: 223

 said about the **shadras** and where we'll pull this together when we come out

Page: 226

 stand/group geometry/**Shadra**] I will remind you that the ladies' rotation ... you


Page: 276

 amplification that the **Shadra** Shield gives you. So that's why we say, please, don't

 wave in the **Shadra** Shield together. And it is the one that gives you

Page: 290

 it in a **Shadra**, in a Shadra shield, you actually have the strength, this

 Shadra, in a **Shadra** shield, you actually have the strength, this shield gave you


Page: 313


 se'urs in the **Shadra** shields. Then we ended up with this one, and this

Page: 317


 part of a **Shadra**, which is a Collective Shield. Shadras fly. Shadras form Orbs

 a Collective Shield. **Shadras** fly. Shadras form Orbs around them, and they are like


 Shield. Shadras fly. **Shadras** form Orbs around them, and they are like collective flying

 collective shield, our **Shadra**, is on its way. It's right now kind of coasting

Page: 318

 shield, fly the **Shadra**, and we're going to cross over to the AdorA side,


Page: 321

 bodies in the **Shadra** shield, and for a moment kind of walk your RaSha

Page: 350

 what are called **Shadra** Shields and Stands that you'll be doing something like that

Page: 356


 one of the **Shadra** Stands that you will be doing, for those who are

 what's called a **Shadra** or a Group Geometric Shield, that runs frequency in very


Page: 361

 doing stands or **Shadra** shields, realize that you're dealing with primary forces that are

Page: 374

 they're specific, they're **Shadra** Stands, which means they are specific geometrical forms that are

Page: 378

 some of the **Shadra** Shields that we use. And, if you don't have these,


Page: 379

 shield work, like **Shadras** or new Projections, they want that and the one that

Page: 431

 disk that the **shadra** shield forms So, imagine that you can feel your Rasha


Page: 457

 to use that **Shadra** and we will be doing that today. So have you

Page: 458



 not for the **Shadra**, south is right here in this room So it's just

Page: 486



 a Journey, a **Shadra** Shield Journey and that will probably be, they usually end

File : [2007_12TribesVol3_scan.pdf](#)
Title : 12 Tribes Volume 3 transcript
Subject : 12 Tribes Vol Binder scan
Author : MCEO Freedom Teachings
Keywords :



Page: 4

 journey is a **Shadra** shield where everyone lays down on their back and does
 also involve one **Shadra** stand or a shield stand and that they were the

Page: 9

 first stand or **Shadra** shield stand that, Elemental Command stand, that will be anchoring
 laying in the **Shadra** shield doing the journey, hold out your left hand to







Page: 10

 in the first **Shadra** Shield and usually there's only one and there's stuff that
 first They want **Shadra** shield 1 done this afternoon moving into early evening somewhere

Page: 11

 we'll do the **Shadra** shield and Elemental Command shield 1 Anchoring the Arcturian Bypass.

Page: 12

 We have- OK, **Shadra** two, technicals, OK, first, yep, first Don't mind me having
 be the second **Shadra** shield. The second Shadra shield is about and this is
 shield. The second **Shadra** shield is about and this is the big part This
 Before the second **Shadra** shield that will be tomorrow, which is the one that
 Bridge of Sol **Shadra** shield, they want- right before it- is doing the Eiradonis
 in to the **Shadra** shield, and there's something else they're going to add there



Page: 15

 are in the **Shadra** configurations with the heads in, yeah. I'll go away now






Page: 34

 can't really do **Shadras** in the back-up room. And actually the Beloveds would





Page: 53

 24-point star **Shadra** floor lay out We're going to do 2 sets of
 go into the **Shadra** it would be highly preferred if you were not to


Page: 55

-  we get this **Shadra** to go together, and if you wouldn't mind please, try
 -  this group in **Shadra** configuration on Saturday were as follows Access Key Journey (
 -  part Cloud-Walker **Shadra** Stand] Introduction to New Shadra Stand [Sunday Shadra Intro
 -  Introduction to New **Shadra** Stand [Sunday Shadra Intro 1.mp3 0 00 00]
 -  Stand [Sunday **Shadra** Intro 1.mp3 0 00 00] TU-Pah I'm supposing
-


Page: 57

-  into a new **Shadra**, all right. That Shadra will be an outer triangle with
 -  all right. That **Shadra** will be an outer triangle with 2 inner overlay triangles,
 -  .. [Sunday **Shadra** Intro 2.mp3 00 00] TU-Pah I was saying
 -  else. [Sunday **Shadra** Intro 3.mp3 0 00 00] TU-Pah ... time,
-





Page: 58

-  not called a **Shadra** and it's not called a Stand exactly, and we don't
-

Page: 174


-  to lie in **Shadra** but it's really cool. The Wave is just beginning and
-

Page: 205


-  call the Kitts **Shadra** because we don't know what it's probably called. So, I
 -  rehearse the Kitts **Shadra** and do that as well, and then we'll break for
 -  to have snoring **Shadras** (Laughs). We'll snore ourselves to Heaven (Big Laughs).
 -  you're in a **Shadra** Shield The MCEO Freedom Teachings® Series Presented by Adashi
-

File : [2008-01_EngagingLoadOutWorkshopTranscript_scan.pdf](#)
Title : Engaging the Load Out (workshop transcript)
Subject : Full transcript for FOL "08 workshop
Author : MCEO Freedom Teachings
Keywords :

Page: 130





 what's called a **Shadra** Shield. And we lay in configuration on the floor, so

Page: 133

 traveling as a **Shadra**, even though it's not in laying-down geometric form. The

File : [2008-11_Sliders3Diary_scan.pdf](#)
Title : Sliders 3 - Diary
Subject : The Wind Beneath Your Wings, Engaging Spirit for Slide - Workshop Diary
Author : MCEO Freedom Teachings
Keywords :

Page: 5

 (after the **Shadra** Shield activation we opened all 60 Windows, 5 levels; 12
 done in a **Shadra** Shield outside on the Beach. In the Shadra Shield we
 Beach. In the **Shadra** Shield we received our personal activations, and then rode the
 then rode the **Shadra** Shield, carrying what is called the Shield of Ah-VE"-



Page: 6

 our earlier beach **Shadra** Shield. Monday night was an Evening at leisure for the



Page: 7

 in the upcoming **Shadra** Shield Activation on the Beach; a very powerful healing with

Page: 8

 00 PM, and **Shadra** Shield on the Beach afterward. Thursday's Lecture-5: Time Passages
 was actually a **Shadra** Shield, which Ash called "The Orb Fest", which was

Page: 9

 Tonight in the **Shadra** Stand people had their camera's ready as we did an
 making a moving **Shadra** Shield, with the millions of Orb Beings around (later

File : [2009-05_Sliders4Transcript_scan.pdf](#)
Title : Sliders 4 (workshop transcript)
Subject : Transcript for Sliders 4 Workshop
Author : MCEO Freedom Teachings
Keywords :

Page: 128




a night time **Shadra** Shield on the beach type thing. Last time we did

File : [2009-10_Sliders6Diary_scan.pdf](#)
Title : Sliders 6 - Diary
Subject : Sliders 6 - Workshop Diary
Author : MCEO Freedom Teachings
Keywords :

Page: 5

 and performed a **Shadra** with A-san from 9 pm to 2 am, where

 down in our **Shadra** Shield positions we began Technique 3: Stardust Breathing Level-I;

File : [2009-10_Sliders6Transcript_scan.pdf](#)


Title : Sliders 6 (workshop transcript)

Subject : Transcript for Sliders 6 workshop

Author : MCEO Freedom Teachings

Keywords :

Page: 78


 to do a **Shadra** here, a big one, and that's why it's not going

 a lay down **Shadra** Projection and literally activate first our own personal ones to


Page: 81


 circles and 1 **Shadra** on the beach at night in the next 3 workshops


Page: 136

 it in a **Shadra** kind of configuration-not standing up and spinning or anything

Page: 141

 get in a **Shadra** position. Um, let's see. A"sha to A" san Would it

 in a circle **Shadra** position before? A"san Yes. A"sha Yeah, ok. What because we


 to do a **Shadra** Shield at the end of this which means ... they're

 right into the **Shadra** Shield, we should probably get in that kind of alignment

Page: 150



 center of the **Shadra** Shield area (all exhale). Ok, and what that has

Page: 151

 Shield, of your **Shadra** Shield. They're going to begin raising that up, and as


File : [2010-04_MakersOfWingsDiary_scan.pdf](#)
Title : Makers of Wings - Diary
Subject : Makers of Wings and Other Things, The Orbs of Ah-SA-yas, Planes of Aurora, Ancient Arrows, Planetary Mirror Ball and the Hidden Cities of Earth - Workshop Diary
Author : MCEO Freedom Teachings
Keywords :

Page: 3

-  way. The Saturday **Shadra** Stand and Drum/Orb Fest at the beach was preceded
 -  the 4-layered **Shadra** Stand configuration represented and held the mathematical encryption for the
-

File : [2010-04_MakersOfWings_scan.pdf](#)
Title : Makers of Wings and Other Things - Handbook
Subject : The Orbs of Ah-SA-yas, Planes of Aurora, Ancient Arrows, Planetary Mirror Ball and the Hidden Cities of Earth
Author : MCEO Freedom Teachings - Ashayana Deane
Keywords :


Page: 8


 (0-3 **Shadra** Shield) = D-2 Sha-Rha 10.5 A-1 (

Page: 28


 (D-3 **Shadra** Shield) D-1 Hibernation Zones = D-2 Sha-Rha

Page: 31

 Allur-E"ah Rashatan **Shadra** Shield & Journey to Ah-MA"-ya-san: (headsets




 loud while in **Shadra** Shield Journey ir. Bow-Ship Circle) GROUP IN SHADRA SHIELD

 Circle) GROUP IN **SHADRA** SHIELD POSITION Ah-BhrA"-onT A" e-SE"wa-RU" Dha"-

 Ship, return to **Shadra** Shield, and stand for drumming position "Organization A." (





File : [2010-05_Sliders7Diary_scan.pdf](#)
Title : Sliders 7 - Diary
Subject : The Lands of Wha, Mirror Mapping, the 3 Paths of the KRYST and the Wha-YA"yas Masha-yah-hana Adashi Adepts - Workshop Diary
Author : MCEO Freedom Teachings
Keywords :

Page: 1

-  Saturday night Beach **Shadra**, our Shield will be assisting in coagulating the oil, creating
 -  heard that the **Shadra** formation was to be in the four concentric rings reflecting
 -  during the beach **shadra** stand) about our Wha Hosts and the Families ofWita (
-


File : [2010-05_Sliders7_scan.pdf](#)
Title : Sliders 7 - Handbook
Subject : The Lands of Wha Mirror Mapping, the 3 Paths of the KRYST and the Wha-
YA-yas Masha-yah-hana Adashi Adepts
Author : MCEO Freedom Teachings
Keywords :

Page: 19

-  Allur-E"ah Rashatan **Shadra** Shield & Journey to Ah-MA "-ya-san: (
 -  loud while in **ShadraShield** Journey in Bow-Ship Circle) GROUP IN SHADRA SHIELD POSITION
 -  Circle) GROUP IN **SHADRA** SHIELD POSITION Ah-BhrA"-onTA" e-SE"wa-RU" Dha"-Lan
 -  Ship, return to **Shadra** Shield , and stand for drumming position "Organization A."
-

File : [2010-08_Sliders8_scan.pdf](#)
Title : Sliders 8 - Handbook
Subject : Awake, Aware, and ALIVE in the Lands of Aah, The Sea of Ah-Yah, Eternal Stream of Ah-Yah-YA the Covenant of Ah-Yah-Rhu and Eternal Dream Fields of the ONE, Preparing the Body for Slide - Advanced Level
Author : MCEO Freedom Teachings
Keywords :

Page: 14

 Merkabic circulatory systems); **Shadra** (a Group Geometric Shield in which members take specific

 Aquaferion Host Shield. **Shadras** are

Page: 19

 Core); B. —**Shadra** Journey - The Akashic Record Activation" (—opening the AdorA


Page: 27

 & 2|| Group **Shadra**-Shield contact-activations on the beach, to bring in ShaLAah

Page: 30

 Aurora Continuum Group **Shadra**-Shield Projection, April 10-12, 2009 Sarasota, FL) 5/22-

Page: 37

 MCEO Workshop & **Shadra** Shield: Sliders-7 Preparing the Mind for Slide-Advanced Level:

File : [2011-08_Sliders11_scan.pdf](#)
Title : Sliders 11 - Handbook
Subject : Time Tan-Tri-A-Jha Doorways and the Silver Seed Temple, Pods of
Creation, Sa-MA-ya Water Command and Mirror in the Sky Activation Level-
3 (Physical Body Adept Training)
Author : MCEO Freedom Teachings
Keywords :

Page: 27



(from beach **shadra**) • Meeting Ma-jhi-Tic Twin Cos-MA-yah level

File : [2013-05_WatersOfE-LAi-sa_scan.pdf](#)
Title : The Waters of E-LAi-sa - Handbook
Subject : Tan-Tri-A"ra Chismatic Self-Healing Level 2, The E-LAi-sian Seal and the 8-step E-LAi-sian Encoding Process
Author : ARhAyas Productions, E"Asha Ashayana
Keywords :

Page: 5



Stands" & "**Shadra** Shield Projections" & Ceremonial Blessings for numerous applications such as

File : [2013_04_ELAiSaAwakening_Handbook_scan.pdf](#)
Title : E-LAi-Sa Awakening - Handbook
Subject : The Indelible KRYST Code & Chismatic Self-Healing Level 1
Author : ARhAyas Productions - E"Asha Ashayana
Keywords :

Page: 10



Stands" & "**Shadra** Shield Projections" & Ceremonial Blessings for numerous applications such as
