

# Search Results

---

## Summary





Searched for : **Tunnel**  
In index(es) : **H:\KS\_Scan\_Library\MasterIndex.pdx**  
Results : **36** document(s) with **295** instance(s)  
Saved on : **7/17/2017 9:32:03 PM**

File : [1999-09\\_EvolutionaryPathClass\\_scan.pdf](#)  
Title : Evolutionary Path Class  
Subject : Questions and Answers  
Author : MCEO Freedom Teachings  
Keywords :

---





Page: 75

---

-  link. 6. Montauk **tunnels**: Montauk tunnels are artificially created time tunnels that were made
-  Montauk tunnels: Montauk **tunnels** are artificially created time tunnels that were made during 1943
-  artificially created time **tunnels** that were made during 1943 and 1983. They were created
-  the military. These **tunnels** connect to Giza, and are being used to help stop
- 

Page: 80

---


-  link. 6. Montauk **tunnels**: Montauk tunnels are artificially created time tunnels that were made
-  Montauk tunnels: Montauk **tunnels** are artificially created time tunnels that were made during 1943
-  artificially created time **tunnels** that were made during 1943 and 1983. They were created
-  the military. These **tunnels** connect to Giza, and are being used to help stop
-

File : [1999-12\\_Kathara1\\_scan.pdf](#)  
Title : Kathara 1 - Manual  
Subject : Introduction to Kathara Bio-regenesis technologies, Color, Symbol, Sound and Bio-regenesis  
Author : MCEO Freedom Teachings  
Keywords :

---

Page: 122

---


 long Blue-Violet **Tunnel** of the 6th spiral, until you visually lose track of


 the Blue-Green **tunnel** of the 5th Chakra spiral, until it fades from view.


---


Page: 123

---

 the Blue-Violet **Tunnel** of the Chakra 6 spiral. 3. INHALE MENTOR back from

 from Blue-Violet **Tunnel** of Chakra 6 and into the Pineal Gland. 4. EXHALE

 5 Blue-Green **Tunnel**. INHALE MENTOR back through Blue-Green Tunnel, into Chakra 5

 through Blue-Green **Tunnel**, into Chakra 5 at Throat. INHALE MENTOR up from Chakra

---

File : [1999-12\\_MillenniumRoundup\\_scan.pdf](#)  
Title : Millennium Roundup - Handbook  
Subject : The Voyagers Project Millennial Preparation Workshop  
Author : MCEO Freedom Teachings - Ashayana Deane  
Keywords :

---

Page: 21

---



Using the Montauk **Tunnels** they intend to gain control over the planetary electro-magnetic

---

File : [1999 Voyagers1\\_scan.pdf](#)  
Title : Voyagers I - Book  
Subject : The Sleeping Abductees, Second Edition  
Author : Ashayana Deane  
Keywords :

---

Page: 24

---



to the program"s **tunnel** vision. Some of you, in reading these words, will know






---

File : [2000-02\\_BeyondTheVeilsTranscript\\_scan.pdf](#)  
Title : Beyond the Veils (Transcript)  
Subject : Transcript for the Beyond the Veils workshop, includes session with AZara  
Author : MCEO Freedom Teachings  
Keywords :

---

Page: 35



---

 through the rainbow **tunnel**. See us moving toward another spark of light that appears  
 distance of the **tunnel**. It is getting larger and larger as we move closer  
 of the rainbow **tunnel**. This light, at the end of the rainbow tunnel symbolizes  
 of the rainbow **tunnel** symbolizes the information that is stored on the original imprintthe  
 in your rainbow **tunnel**, and perceive this light at the end, know there is

---

Page: 36

---

 of the rainbow **tunnel**. And when we get in there, imagine that a scene  
 of the Rainbow **Tunnel**, there"s one imprint that has repeatedly caused a problem up




---

File : [2001\\_MastersTemplarStewardshipManual\\_scan.pdf](#)  
Title : Masters Templar Stewardship - Manual  
Subject : Templar Stewardship (without roman numeral pages, so pg numbers should be correct or very close)  
Author : MCEO Freedom Teachings  
Keywords :

---


Page: 113

---

-  crystal-lined Subterranean **Tunnels** that lead into the Halls of Amenti subterranean chambers beneath
  -  Subterranean Amenti Access **Tunnels** open and physical travel to the Halls of Amenti can
  -  Subterranean Amenti assess **tunnels** to visit Inner Earth and the Amenti Temple Chambers. During
- 

Page: 186

---


-  Caverns ARE NATURAL **TUNNELS** DEEP WITHIN PLANETS. THAT RUN BE1WEEH EACH DIMENSIONAL BAND, STAR
-


File : [2002\\_DanceForCommonHandbook\\_scan.pdf](#)  
Title : Dance For Series - Handbook  
Subject : Common handbook for all ten associated Workshops (March "02 - Aug "03)  
Author : MCEO Freedom Teachings - Ashayana Deane  
Keywords :


---

Page: 99

---

 crystal-lined Subterranean **Tunnels** that lead into the Halls of Amenti subterranean chambers beneath

 Subterranean Amenti Access **Tunnels** open, and physical travel to the Halls of Amenti can


 Subterranean Amenti access **tunnels** to visit Inner Earth and the Amenti Temple Chambers. During

---

Page: 162

---

 The "dark **tunnel**" often reported in NOEs is perception of the Mental Body's

 end of the **tunnel**" is perception of the D-5 Archetypal Soul Plane. Upon

---

Page: 164


---

 & the "**Tunnel**" preceived in NDE"s. The MCEO Freedom Teachings® Series Presented

---

Page: 165

---

 pale- blue-gray **tunnel**. SENSE the location of the staircase HAND-RAIL, and imagine

---

Page: 211

---

 resembles a Golden **Tunnel**. SENSE the location of the staircase HAND-RAIL, and imagine


---

File : [2002\\_VoyagersII\\_scan.pdf](#)  
Title : Voyagers II - Secrets of Amenti  
Subject : Freedom Teachings  
Author : Ashayana Deane  
Keywords :

---

Page: 25


---

 The human developed **tunnel** vision, a condition which remains today within the majority of

---

Page: 53


---

 within the underground **tunnel** systems created by those of the Second Seeding. Most of

---

Page: 56

---

 lairs within the **tunnel** systems that ran between Lemuria and Atlantis. Systematically the aggressive

---



File : [2003-09\\_ScienceSpiritCreation\\_scan.pdf](#)  
Title : The Science and Spirituality of Creation - Handbook  
Subject : Cosmic Order, Interdimensional Anatomy, Primal Life Force Currents,  
Merkaba, Flame Body  
Author : MCEO Freedom Teachings - Ashayana Deane  
Keywords :

---

Page: 72

---



& the "**Tunnel**" perceived .in DENSITY-1 RADIAL.BODY · · lkst

---

File : [2004-04\\_Kathara23-Manual\\_scan.pdf](#)  
Title : Kathara Levels 2 & 3 Foundations - Manual  
Subject : Awakening the Living Lotus, Healing Facilitation Through Crystal Body Alignment  
Author : MCEO Freedom Teachings - Ashayana Deane  
Keywords :

---

Page: 202


---

 & the "**Tunnel**" pen:Bived in DENSITY-1 RADIAL BODY / LotE" Holographic

---

Page: 288

---

 · blue-gray **tunnel**. SENSE the location of the staircase HAND-RAIL, and imaging

---

Page: 295

---

 resembles a Golden **Tunnel**. SENSE the location of the staircase HAND-RAIL, and imagine

---

File : [2004\\_APindex\\_scan.pdf](#)  
Title : Index of AP publications through 2003  
Subject : Index reference for early printed materials  
Author : MCEO Freedom Teachings  
Keywords :

---

Page: 58

---



7 136 Montauk **tunnels** MR-HB 2B 21 Montauk, NY MR-HB 2B 21

---

File : [2005-10\\_WhispersRashaReishATranscript\\_scan.pdf](#)  
Title : Whispers of the Rasha ReishA (workshop transcript)  
Subject : Partial transcript for the Whispers Ws (where upstep to HaaTUrs occurred)  
Author : MCEO Freedom Teachings  
Keywords :

---

Page: 7

---



could call a **tunnel** of energy that spins through the shields running horizontally. The

---

File : [2006-04\\_TwoMoonsRisingDiary\\_scan.pdf](#)  
Title : Two Moons Rising - Diary  
Subject : Workshop Diary  
Author : MCEO Freedom Teachings - Ashayana Deane  
Keywords :

---

Page: 2

---



the Triangular projection **Tunnel** (front of face), the Sadhi SAta sphere and the



Through the Triangulation **tunnel**, we were able to link our past, present and future

---

File : [2006-10\\_SacredSexClass\\_scan.pdf](#)

Title : Sacred Sex Class

Subject : Questions and Answers

Author : MCEO Freedom Teachings

Keywords :

---

Page: 28

---



a series of **tunnels** that you connect to each other if you want to

---

Page: 37

---



a series of **tunnels** that you connect to each other if you want to



---

File : [2006\\_Summary1\\_scan.pdf](#)  
Title : Summary 1  
Subject : Historical Origins of the MCEO Teachings  
Author : MCEO Freedom Teachings  
Keywords :

---



Page: 13

---

-  the Solar TimeTorus **Tunnel**; this wormhole set linked the core Star-Gates of Lower
  -  Solar Time-Torus **Tunnel** wormhole sets were opened, they were extended into the Alpha-
- 

Page: 15

---

-  Atlantean Solar TimeTorus **Tunnel** and Toral Rift of 10,948 BC, Lower Earth"s orbit around
  -  Solar Time-Torus **Tunnel** wormholes would engage the Gates of Lower and Parallel Earth
-

File : [2007-04\\_Kathara23Sect7-8\\_scan.pdf](#)  
Title : Kathara 2-3 Sections 7 & 8 Module  
Subject : Kathara Team Module expanding the technical details of Kathara 2-3  
Author : MCEO Freedom Teachings  
Keywords :

---

Page: 8

---



experienced as massive **tunnels** of liquid light. One of the most powerful and beautiful

---






File : [2007-04\\_KRYSTarAwakeningTranscript\\_scan.pdf](#)  
Title : KRYSTar Awakening (workshop transcript)  
Subject : Full transcript for April 2007 Workshop (right after the murder of SOL)  
Author : MCEO Freedom Teachings  
Keywords :

---



Page: 3

---

-  end of the **tunnel** that you promised?" There is a light at the end
  -  the end of **tunnel**. It's coming sooner than we thought, actually. There are certain
  -  the end of **tunnels** that weren't supposed to activate on this planet until 2047,
- 

Page: 9

---

-  end of the **tunnel**, as well as the dark cloud at the end of
  -  end of the **tunnel**, will come together. And hopefully the light comes first, because
- 


Page: 90

---

-  a set of **tunnels** into the E-Umbi lock, in the middle of the
- 

Page: 110

---

-  roaring down the **tunnel** and say, "Yo, when are you coming? Dinner's ready!"
-

File : [2007-11\\_LegacyOfLostTranscript.pdf](#)  
Title : Legacy of the Lost (Amsterdam workshop transcript)  
Subject : Legacy of the Lost, Freedoms of the Found, the Milky Way Mysteries, Halls of Records and the Jesus Codes  
Author : MCEO Freedom Teachings  
Keywords :

---

Page: 9

---

 and we have **tunnel** vision or don't remember we're part of a universal community.

---

Page: 11


---

 Records and the **tunnels** beneath the Sphinx and all this kind of thing. Voyagers

---

Page: 81

---


 you made a **tunnel** of energy around each sphere right, say each was transmitting

 drew like a **tunnel**. Each one of these transmits a specific type of energy

---

Page: 82


---

 the tubes or **tunnels** of energy that are coming from each one of them,

---

Page: 84


---

 through the "**tunnel** of love," LaVa, Love. The word "love" has to

---

Page: 85


---

 called the "**Tunnel** of Love" into the Eye of God structure and literally

---

Page: 239

---

 you down a **tunnel** that leads to the Core Cell. Because, we are actually

---

Page: 245

---

 the safe passage **tunnel** that will again serve as a protective tractor beam. But

---

Page: 246

---

 of the protective **tunnel** AquaFarE Passage. As it moves forward and spins, we notice

---

File : [2007\\_12TribesVol1\\_scan.pdf](#)  
Title : 12 Tribes Vol 1 transcript  
Subject : scan of the 12 Tribes Volume 1 binder  
Author : MCEO Freedom Teachings  
Keywords :

---

Page: 21

---

 passage through the **tunnel** of light" that people often remember in near-death experiences).

---

Page: 47


---


 and there were **tunnels** underneath very deep water tables and you would be able

---

Page: 76

---


 pushing in this **tunnel** and your body is like laying down asleep or half

 it in this **tunnel**, and I couldn't take it anymore, and there is this

---

Page: 89

---

 to create a **tunnel** effect They are going to create a tunnel for us

 to create a **tunnel** for us to follow, where they know the path. They

---

Page: 91

---

 off them, the **tunnels**-are very bendable where you can move them. Once you


---

Page: 95

---

 end of the **tunnel**. I know there is a light at the end of


 end of the **tunnel** that we will be able to talk about after Peru

 a triangulation of **tunnels**. It could be very interesting. They will probably teach us

---

Page: 103


---

 end of that **tunnel** for all of us. You'll see more of what that

---

Page: 113


---

 2 level underwater **tunnels**. So these would become in our range of perception as

---

Page: 119


---


 bottom. And these **tunnels** would go all the way down to the bottom, and

---









Page: 120

---


 core tube and **tunnel** and that's what we did here. They're still not telling

 1 Pink Sapphire **Tunnel** Chamber. The MCEO Freedom Teachings® Series Presented by Adashi

---

 the pink sapphire **tunnel**. At this point you have moved through the gate and  
 a pink sapphire **tunnel** in front of your RaShaLAe bodies and you're going to  
 forward through the **tunnel**. Follow the pink sapphire tunnel forward to the inner doorway  
 the pink sapphire **tunnel** forward to the inner doorway of the Adashi-7 Selenite  
 the pink sapphire **tunnel** forward, floating with our RaShaLAes. And now we will stop  
 wide pink sapphire **tunnel**. And there is a door, the door is not pink.  
 end of the **tunnel** is simply white, whitish clear Selenite crystal. And it is  
 Ring-1 sapphire **tunnel**. We are going to prepare in a moment at this


---

 the pink sapphire **tunnel**. For now you will simply perceive them as if they










---

 using this particular **tunnel**. Each tribe will do another ring This ring, went with

---

 of the Spanner-? **tunnel** and without the other half you can't connect them and

---

 1 Pink Sapphire **Tunnel** Chamber. Now imagine you are standing in front of the  
 the pink sapphire **tunnel**. At this point you have moved through the gate and  
 a pink sapphire **tunnel** in front of your RaShaLAe bodies and you're going to  
 forward through the **tunnel**. Follow the pink sapphire tunnel forward to the Inner Doorway  
 the pink sapphire **tunnel** forward to the Inner Doorway of the Adashi-7 Selenite  
 the pink sapphire **tunnel** forward, floating with our RaShaLAes. And now we will stop  
 wide pink sapphire **tunnel**. And there is a door, the door is not pink.  
 end of the **tunnel** is simply white, whitish clear Selenite crystal. And it is  
 Ring-1 Sapphire **Tunnel**. We are going to prepare in a moment at this

---

 the pink sapphire **tunnel**. For now you will simply perceive them as if they

---


 using this particular **tunnel**. Each tribe will do another ring This ring, went with

---

Page: 261

---

 end of the **tunnel** of this crazy stage we've been going through with the


 end of the **tunnel**" was supposed to be right after Peru. Well, we're getting

 end of that **tunnel** because certain things that transpired during this last week have


---

Page: 340

---

 as holes or **tunnels**, when those tunnels line up they'll be open. When the


 tunnels, when those **tunnels** line up they'll be open. When the thing rotates away,


 Get to the **tunnel** and pass out in the temple. "Excuse me, I

---

Page: 356

---


 a realignment of **tunnels** to occur. Where if you look at a star gate

 gate as a **tunnel**, and you've got one planet they're supposed to align like


---


Page: 382


---

 move through this **tunnel** and all of a sudden we find the tunnel is

 we find the **tunnel** is filling with water It is a vertical tunnel, the

 is a vertical **tunnel**, the elevator shaft, is filling with water, but it's water


 through a water **tunnel** a pale peach watery light fills the entire tunnel. And

 fills the entire **tunnel**. And feel the sensation with your RaShaLae body of your

---

Page: 387


---

 the peach elevator **tunnel**. The MCEO Freedom Teachings® Series Presented by Adashi MCEO

---

Page: 512

---

 set of little **tunnels** or Eiron Points between the Inner Rash allah Body and

---

Page: 515

---

 shields make elevator **tunnels**, alright? Where like SEURs, SEUR Pillars, big SEUR Pillars that

---

Page: 535

---

 yellow-silver vertical **tunnel** of light forms inside of your triangulation then expands outward

 upward through this **tunnel** of pale yellow-silver light. And it takes you directly,


---

File : [2007\\_12TribesVol2\\_scan.pdf](#)  
Title : 12 Tribes Volume 2 transcript  
Subject : 12 Tribes Volume 2 scan of the binder  
Author : MCEO Freedom Teachings  
Keywords :

---

Page: 22


---

 end of the **tunnel** when you're in it, but from here, it was just

---

Page: 139



---

 to be like **tunnels** right, they're like "tubes of energy," flows of energy.

---

Page: 155





---

 is a, a **tunnel** Journey, where you're going down, down into the depths of  
 down this beautiful **tunnel** of what looks like The MCEO Freedom Teachings® Series

---

Page: 157




---

 Shield through the **Tunnel** of Love. (33 55) The Love is the LaVa  
 as a, a **tunnel** of this beautiful plasma, heliotalic, opal-type energy. So now  
 floating through this **tunnel** of the most amazing frequency. All you can feel and  
 Journey down the **Tunnel** of Love will be complete. And we will emerge at

---

Page: 159

---

 it, like the **tunnel**, going through the LaVa Tunnel and its beautiful light into  
 through the LaVa **Tunnel** and its beautiful light into the Still Point Try to  
 is an etheric **tunnel** that comes into the upper Hibernation Zone 1, known as

---

Page: 277



---

 or through the **tunnel** of love and or LaVa. And this has to do

---

Page: 278

---

 or through the **Tunnel** of LaVa, as they call it. So, I will try  
 you through the **Tunnel** of LaVa into the Eye of God Space, which takes

---

Page: 287

---


 chamber or a **tunnel**. A chamber of frequency composed of the matter base that

---

Page: 288

---


 like an open **tunnel**. Now, there's different names and things that they give to


 the love, the **Tunnel** of Love. And this is where these words actually came


---


Page: 290


---


 we do the **Tunnel** of Love journey, which is going all the way back

 into, through those **tunnels**, those chambers that form from the spheres of the Eye

 it as the **Tunnel** of LaVa It is, the Va comes from here, the

 consider it the **Tunnel** of LaVa, of La-Va, the Tunnel of Love, and


 La-Va, the **Tunnel** of Love, and you take a journey down the tunnel


 journey down the **tunnel** of love until you pass through the creation point doorway,

---

Page: 291

---


 LaVa flows, the **Tunnel** of Love, which is following the stream of the eternal

 going and the **Tunnel** of LaVa or Love of the Allurea, first Eye of

---

Page: 292

---

 this is the **Tunnel** of LaVa that we're traveling down. Not just the one

---

Page: 293

---

 have done the **Tunnel** of Love journey which I hope you enjoyed as much

---

Page: 295


---

 spinning tubes or **tunnels** of the Ka-LE frequency- that we will be able

---

Page: 299


---


 God- and the **Tunnel** of laVa So, when we sing about the Lava, we


---

Page: 322

---

 Span-12 horizontal **tunnel** back into Urtha's Span-12. 29) So now we are


 back through the **tunnel**. .. now ... back through the Krystar tunnel, into the

 through the Krystar **tunnel**, into the Span-12 point, the Krystar point of the

---

Page: 323


---

 that is a **tunnel** that opened in the bottom of the swimming pool, and

---

Page: 326

---

 back to the **Tunnel** of Love, use the space whenever you feel you need

---

Page: 376

---

 it like tubes, **tunnels**, chambers, right Imagine your central vertical current- CVC- all these



and forms tubes, **tunnels**, chambers, Ascension Chambers, where you literally become your own Ascension

---

Page: 390

---



LaVa current, the **Tunnel** of LaVa, we're going to the Tunnel of Love, and



going to the **Tunnel** of Love, and literally riding down into this space here

---

Page: 391

---



point and the **Tunnel** of LaVa. And it allows for the continued replication through

---

Page: 392

---



open the LaVa **Tunnel** of the Eye of Allurea to open those Core Flows

---

Page: 396

---



actual Time-Travel **Tunnels**, so ... next one please .. The MCEO Freedom Teachings

---

Page: 404

---



like tubes, like **tunnels** of energy that you can float around in (chuckles),

---

Page: 429

---



to get the **tunnels** open, get the chambers at a certain level of activation.

---



File : [2007\\_12TribesVol3\\_scan.pdf](#)  
Title : 12 Tribes Volume 3 transcript  
Subject : 12 Tribes Vol Binder scan  
Author : MCEO Freedom Teachings  
Keywords :

---

Page: 33

---



go into the **Tunnel** of Lava, and into the Eye of God, at that



going through the **Tunnel** of Lava, and you get into the Eye of God.

---

Page: 232

---



Passage through the **Tunnel** of Light" that people often remember in "Near Death

---

File : [2008-01\\_EngagingLoadOutWorkshopTranscript\\_scan.pdf](#)  
Title : Engaging the Load Out (workshop transcript)  
Subject : Full transcript for FOL '08 workshop  
Author : MCEO Freedom Teachings  
Keywords :

---

Page: 94

---



Aquari. So this **tunnel** system connects directly into what's called the Sal a-KaE

---

File : [2009-05\\_Sliders4Diary\\_scan.pdf](#)  
Title : Sliders 4 - Diary  
Subject : The Call of Aurora, Probability Alignments and the Adjugate Bond  
(Intermediate Atmic Ah-VE"-yas Body Training & Freeing the Mind for  
Slide) - Workshop Diary  
Author : MCEO Freedom Teachings  
Keywords :

---

Page: 4

---



like a communication **tunnel** opening into our heads so we can receive broadcasts from


---

File : [2009-05\\_Sliders4Transcript\\_scan.pdf](#)  
Title : Sliders 4 (workshop transcript)  
Subject : Transcript for Sliders 4 Workshop  
Author : MCEO Freedom Teachings  
Keywords :

---

Page: 131






---

 to this lovely **tunnel** opening and ... (to Az) Yeah, yeah, it is

---

Page: 134





---

 tube, like a **tunnel** of energy coming from over to your right, and just  
 and open into **tunnel**. And they said we are supposed to like kind of  
 look up the **tunnel**. And then they're going to, and it's really neat when  
 end into the **tunnel** and they're kind of going "Hi I Hi I"  
 I" up the **tunnel**. And then they are going to have us go into

---

Page: 138





---

 a tube or **tunnel**, that wide pipe that is about tennis ball width that  
 that tube, that **tunnel** that leads way, way up and out into the Aquareion  
 connects to the **tunnel** too Breathe gently for a moment or 2 and as  
 up through the **tunnel** that it is connected to up to the right That

---

Page: 139

---

 up through that **tunnel** to about halfway, exhale. Now attempt to see from that  
 yourself inside a **tunnel** that is like a tube. And then in front of  
 use this this **tunnel** will stay open but it will-to activate it where  
 part of the **tunnel** and say, "Hello up there, could we talk? Will









---

File : [2009-10\\_Sliders6Transcript\\_scan.pdf](#)  
Title : Sliders 6 (workshop transcript)  
Subject : Transcript for Sliders 6 workshop  
Author : MCEO Freedom Teachings  
Keywords :

---



Page: 44

---

-  Solar Time-Torus **Tunnel**". The "Solar TimeTorus Tunnel" formed an inorganic "vesica
  -  "Solar TimeTorus **Tunnel**" formed an inorganic "vesica pisces" blend, and resultant anomalous
  -  this Time-Torus **Tunnel**. All right, this is just the beginning of a mess
  -  Solar Time-Torus **Tunnel**, our Solar System became an inorganic "binary star system"
  -  Solar Time-Torus **Tunnel** was created, the solar orbit cycles brought the Solar Star-
  -  the Solar TimeTorus **Tunnel**. Ok, wait a minute. Let me see where I left
  -  Solar Time-Torus **Tunnel**, the core Star-Gates of our Milky Way Galaxy were
  -  Solar Time-Torus **Tunnel**. The The MCEO Freedom Teachings® Series Presented by Adashi
- 


Page: 45

---

-  it Time-Torus **Tunnel**. Some of these words tongue-tie me, but these are
  -  the smaller time **tunnel** at its center This was, "also known as the
- 





Page: 46

---

-  "Solar TimeTorus **Tunnel**" wormhole-link between our Solar Core Star-Gates and those
- 

Page: 47

---

-  Solar Time- Torus **Tunnel** wormhole-link between our Sun and Parallel Sun will also
  -  Solar Time-Torus **Tunnel** wormhole will then open the inorganic inter-galactic Alpha-Omega
  -  literally, opening a **tunnel** into that particular time that 10,948 BC Atlantis is still
  -  Solar Time-Torus **Tunnel** that is not as big an issue. This is a
- 




Page: 59


---

-  Solar Time-Torus **Tunnel**, Toral Rift Time Rip and fallen Halls of Amenti Star-
- 


Page: 86

---

-  it"s a tube, **tunnel**, big tunnel coming out behind you. This would be the
  -  tube, tunnel, big **tunnel** coming out behind you. This would be the big tunnel
  -  be the big **tunnel** coming out behind the Earth except they have it on
-


 Solar Time Torus **Tunnel** PCM Omega wormhole. Now the Omega wormholes, remember, are on

---

 this is a **tunnel**, right? Inside of that there would be a line that

 line that the **tunnel** follows That little line, right here, and again it would

---

 and it has **tunnels** that go many places-I think that"s for later. Anyway,


---

File : [2009-10\\_Sliders6\\_scan.pdf](#)  
Title : Sliders 6 - Handbook  
Subject : The Arc of the Covenant, Sphere of Destiny & the Stairway to Heaven,  
Engaging the Spirit for Slide Intermediate Level  
Author : MCEO Freedom Teachings  
Keywords :

---

Page: 19

---

 Solar Time-Torus **Tunnel** PCM Omega Wormhole PCM Milky Way Galactic Center PKA Rear

---

Page: 20


---

 Solar Time-Torus **Tunnel** PKA Alpha & PCM Omega Wormholes Alpha-Orn~qa Comp)

---

Page: 22

---

 Solar Time-Torus **Tunnel** PKA Alpha Wormhole PKA Solar Alpha Wormholes Open June  
Solstice







---

File : [2009\\_Summary2\\_scan.pdf](#)  
Title : Summary 2  
Subject : Introductory Topic Summary 2, Contemporary Origins and Evolution of the MCEO Teachings  
Author : MCEO Freedom Teachings - Ashayana Deane  
Keywords :

---




Page: 24

---

-  Solar Time-Torus **Tunnel**." The "Solar Time- Torus Tunnel" formed an inorganic "
  -  Solar Time- Torus **Tunnel**" formed an inorganic "vesica piscis" blend, and resultant anomalous
  -  Solar Time-Torus **Tunnel**, our Solar System became an inorganic "binary star system,"
  -  Solar Time-Torus **Tunnel** was created, the solar orbit cycles brought the Solar Star-
  -  Solar Time- Torus **Tunnel**, the core StarGates of our Milky Way Galaxy were inorganically
  -  Solar Time- Torus **Tunnel**. The intergalactic space-time adhesion field created an inorganic intergalactic
- 

Page: 25

---

-  Solar Time-Torus **Tunnel**" wormholelink between our Solar Core Star-Gates and those of
  -  Solar Time-Torus **Tunnel** wormhole-link between our Sun and the Parallel Sun will
  -  Solar Time-Torus **Tunnel** wormhole will then open the inorganic intergalactic Alpha-Omega Wormholes
- 

Page: 31

---

-  Solar Time-Torus **Tunnel**, Toral Rift Time Rip and fallen Halls of Amenti Star-
-



File : [2010-01\\_ElementsOfDiscovery\\_scan.pdf](#)  
Title : The Elements of Discovery - Handbook  
Subject : 15 Dimensional Anatomy, Exploring the God Worlds, Cosmic Clock, Gifts of the KRYSTHL River Prayer  
Author : MCEO Freedom Teachings - Kathara Team  
Keywords :

---

Page: 54

---



specific angles a **tunnel** or arc of energy is created. These arcs are what

---

Page: 61

---



they create living **tunnels** of consciousness, through which we travel in ascension. Universal Veca


---

File : [2010-04\\_CamelotInterview\\_scan.pdf](#)  
Title : Camelot Interview - Handbook  
Subject : Diagram pack for Camelot Interview  
Author : MCEO Freedom Teachings - Ashayana Deane  
Keywords :

---

Page: 43


---

 Solar Time-Torus **Tunnel** PKA Alpha Wormhole PKA Solar Alpha Wormholes Open June Solstice

---

Page: 45


---

 Solar Time-Torus **Tunnel** PCM Omega Wormhole PCM Milky Way Galactic Center PKA Rear

---

Page: 74

---

 Solar Time-Torus **Tunnel** PKA Alpha & PCM Omega Wormholes Alpha-Qr)"I~ga

---

File : [2012-05\\_DanceOfLilaTranscript\\_scan.pdf](#)  
Title : Pillar of Peace Workshop transcript  
Subject : Full workshop transcript  
Author : ARhAyas Productions - E"Asha Ashayana ARhAyas  
Keywords :

---

Page: 185

---



There are time **tunnels**, not just different frequency bands in the same space time



space time location **tunnels**. So they were interfacing with the Aurora Project then that


---

File : [2012-12\\_13DaysOfKRYSTHLmass\\_scan.pdf](#)  
Title : 13 Days of KRYSTHLmass  
Subject : Details about FOL post-Dec 2012 workshop  
Author : ARhAyas Productions  
Keywords :

---

Page: 2

---

 TEi Planes Time **Tunnels** via anchoring/activation of the "Trinity Bridge" (Suns

---

Page: 3

---

 TEi Planes Time **Tunnels**) between Median Earth and Net Earth. Opening of the AI-


---

File : [2012-12\\_AgeOfEnlightenmentChartpack2\\_scan.pdf](#)  
Title : Dawn of the Age of Enlightenment - Post Workshop Dispensation  
Subject : 13 Days of KRYST-mass and the Planetary Silver Seed Awakening  
Author : ARhAyas Productions, E"Asha Ashayana  
Keywords :

---

Page: 1

---

 TEi Planes Time **Tunnels** via anchoring/activation of the "Trinity Bridge" (Suns

---

Page: 2

---

 TEi Planes Time **Tunnels**) between Median Earth and Net Earth. Opening of the Al-Hum-

---

File : [2013-05\\_WatersOfE-LAi-sa\\_scan.pdf](#)  
Title : The Waters of E-LAi-sa - Handbook  
Subject : Tan-Tri-A"ra Chismatic Self-Healing Level 2, The E-LAi-sian Seal and the 8-step E-LAi-sian Encoding Process  
Author : ARhAyas Productions, E"Asha Ashayana  
Keywords :

---

Page: 36

---



Trypton Barrier opens **conduitsf"tunnels"** of electromagnetic impulse passage (the personal "AI-Hum-

---

File : [2014-12\\_KDDL1ChartPack\\_scan.pdf](#)  
Title : Keylontic™ Discourses for Daily Living  
Subject :  
Author : (C)2015 E"Asha Ashayana  
Keywords :

---

Page: 11

---



& the "**Tunnel**" perceived in NDE"s :NSITY-1 RADIAL BODY Keylontic "













---

File : [2015-04\\_JourneytotheEff-i-yahState.pdf](#)  
Title : Journey to the EFF-i-yah State (with diagrams)  
Subject : Journey steps and diagrams  
Author : ARhAyas Productions  
Keywords :

---






Page: 11

---

-  1: The "**Tunnel** of Remembrance" & the "Shield of Lila" Doorway 1.
-  is a circular **tunnel** approximately the diameter of an orange, growing forward out of
-  end of the **tunnel**, about 12 inches out in front of your 3<sup>rd</sup> Eye/
-  6. Sense the **tunnel** there connecting your 3<sup>rd</sup> Eye/Chakra-6 to a place
-  This is your **Tunnel** of Remembrance. 2. We're going to begin the process of
-  attention on your **Tunnel** of Remembrance; FEEL the sensation of the circular tunnel
-  of the circular **tunnel** extending from your forehead, and just breathe gently and easily.
-  end of your **tunnel**, about 12 Inches away from your forehead out In front
-  point" in your **Tunnel** of Remembrance, call to mind the Shield of lila Code
-  end of your **tunnel**. 4. Notice that the Shield of Lila Code is spinning
-  point in your **tunnel**. This is the "Shield of Lila Doorway" in your
-  Doorway" in your **Tunnel** of Remembrance. Keytonlk: "" Discour~ for O<Itty li"lIng-KDOL-Course
- 

Page: 12

---

-  and into your **Tunnel** of Remembrance, to a space directly in front of
-  and into the **Tunnel** of Remembrance. When sufficient TrhU" -ah Body quantum is
-  it, within your **Tunnel** of Remembrance. 7. Now reach out your right hand in
-  while in your **Tunnel** of Remembrance, move your right hand into the Lila Shield
-  end of your **Tunnel** of Remembrance, there is a point of light that you
- 





Page: 13

---

-  end" of your **Tunnel** of Remembrance, with the back of your Mini-Me TrhU"-
- 

Page: 14

---

-  end of the **Tunnel** of Remembrance, NOTICE that directly in front of you there
-  end of your **Tunnel** of Remembrance. This "white light road" is your" Road
-  end of your **Tunnel** of Remembrance, toward which you are walking. As you walk
-  end of your **Tunnel** of Remembrance is getting larger and larger as you approach





end of your **Tunnel** of Remembrance, and observe that the Doorway of Discovery you

---

Page: 15

---



end of your **Tunnel** of Remembrance, ... stepping into the air; notice t hat

---

File : [2016-03\\_KDDL2\\_scan.pdf](#)  
Title : Arhayas Productions KDDL2 Hand Book  
Subject :  
Author : (C)2015 E"Asha A. Arhayas  
Keywords :

---

Page: 13


---

 & the "**Tunnel**" perceived in NOE"s DENSITY-1 RADIAL BODY D-2 Elemental/

---

Page: 166












---

 Sho- TU"n ("**tunnel**" or "Passage" "of the 8"s") ; they

---

Page: 168






---

 is a circular **tunnel** approximately the diameter of an orange, growing forward out of  
 end of the **tunnel**, about 12 inches out in front of your 3rd Eye/  
 6. Sense the **tunnel** there connecting your 3 rd Eye/Chakra-6 to a  
 This is your **Tunnel** of Remembrance. 2. We're going to begin the process of  
 attention on your **Tunnel** of Remembrance; FEEL the sensation of the circular tunnel  
extending  
 of the circular **tunnel** extending from your forehead, and just breathe gently and easily.  
 end of your **tunnel**, about 12 inches away from your forehead out in front  
 point" in your **Tunnel** of Remembrance, call to mind the Shield of Lila Code  
 end of your **tunnel**. 4. Notice that the Shield of Lila Code is spinning  
 point in your **tunnel**. This is the "Shield of Lila Doorway"" in your  
 Doorway"" in your **Tunnel** of Remembrance. 168

---

Page: 169

---

 and into your **Tunnel** of Remembrance, to a space directly in front of the  
 and into the **Tunnel** of Remembrance. When sufficient TrhU"-ah Body quantum is drawn,  
 it, within your **Tunnel** of Remembrance. 7. Now reach out your right hand in  
 while in your **Tunnel** of Remembrance, move your right hand into the Lila Shield  
 end of your **Tunnel** of Remembrance, there is a point of light that you

---

Page: 170






---

 end" of your **Tunnel** of Remembrance, with the back of your Mini-Me TrhU"-

---


Page: 171

---

-  end of the **Tunnel** of Remembrance, NOTICE that directly in front of you there
  -  end of your **Tunnel** of Remembrance. This "white light road" is your" Road
  -  end of your **Tunnel** of Remembrance, toward which you are walking. As you walk
  -  end of your **Tunnel** of Remembrance is getting larger and larger as you approach
  -  end of your **Tunnel** of Remembrance, and observe that the Doorway of Discovery you
- 




Page: 172

---

-  end of your **Tunnel** of Remembrance, ... stepping into the air; notice that the
- 



Page: 178

---

-  end of your **Tunnel** of Remembrance". While remaining Centered within YOUR TrhU Place in
  -  and down your **Tunnel** of Remembrance and into your physical body at the 3rd
  -  down through your **Tunnel** of Remembrance and into the portion of your TrhU You
- 






Page: 179

---

-  Doorway within your **Tunnel** of Remembrance will automatically close, and stop the Eternal FLOW
  -  running through your **Tunnel** of Remembrance. At t his "Full Point" you may
- 

Page: 180

---

-  opening to your **Tunnel** of Remembrance. 39. When you move into the Doorway of
  -  to reenter your **Tunnel** of Remembrance, continue breathing normally and SENSE that t he
  -  Remembrance within the **tunnel** now gently "latches on" to your tiny spark of
  -  point" of your **Tunnel** of Remembrance. 40. Immediately upon reentering the Shield of Lila
  -  rest of your **Tunnel** of Remembrance, toward then through your forehead 3 rd Eye/
-